



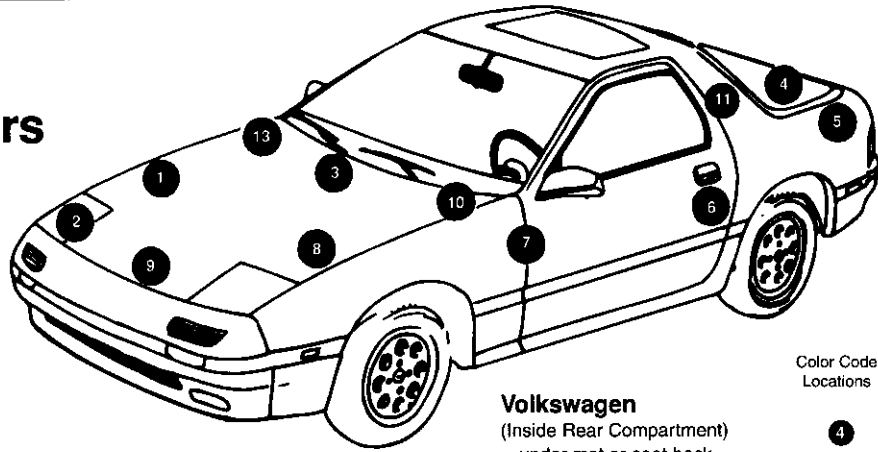
2002

Acura
Audi
BMW
Daewoo
Honda
Hyundai
Infiniti
Isuzu
Jaguar
Kia
Lada
Land Rover
Lexus
Mazda
Mercedes-Benz
Mini
Mitsubishi
Nissan
Porsche
Saab
Subaru
Suzuki
Toyota
Volkswagen
Volvo

2002

Color Code Locations

For 2002 European Car Colors



Audi

(Inside Rear Compartment)
— under mat or seat back panel or back compartment panel

4

BMW

1 - 8

Jaguar

(Driver's Rear Door Jam and/or Door Edge)

6

Mercedes-Benz

9

Mini

13

Porsche

6 - 8 - 10

Land Rover

Range Rover
Discovery

Color Code Locations

6

No Code

Saab

9-3 (Rear Edge of Door)

6

9-5 (B-Pillar in Driver's Door Opening)

11

Viggen

6

Volkswagen

(Inside Rear Compartment)
— under mat or seat back panel or back compartment panel

Color Code Locations

4

Volvo

V70
S60
S80
C70
S40/V40

8


8

8

8

3

For 2002 Asian Car Colors



Acura (All Models)

(Driver's Rear Door Jam)

6

Honda (All Models)

(Driver's Rear Door Jam)

Except: Passport

6

4

Hyundai

Accent

12

Sonata

12

Elantra

6

Santa Fe

6 - 12

Tiburon

6

XG350

6 - 12

Isuzu

Rodeo

4

Trooper

4

Axiom

4

Lexus

(Lower Rear Edge of Driver's Door or B-Pillar)

6

Infiniti

Q45

1

QX4

1

I35

3

G20

2

Daewoo

Lanos

9

Leganza

9

Nubira

3

Kia

Optima

12

Rio

12

Sephia

12

Spectra

12

Sportage

6

Sedona

12

Mazda

Protege

12

626

12

B Series

6

MX5/Miata

12

Millenia

12

MPV

12

Tribute

6

Mitsubishi

Eclipse

2

Galant

3

Mirage

3

Montero

1

Diamante

3

Lancer

3

Nissan

Sentra

6

Altima

10

Maxima

3

Frontier

6

Pathfinder

1

Quest

12

Xterra

6

Subaru (All Models)

(Strut Tower)

7

Suzuki

Swift (Japan Produced)

3

Swift (Cami Produced)

11

(Top of Spare Tire Cover)

2

Grand Vitara (Japan Produced)

2

Vitara (Cami Produced)

1

Esteem

1

Toyota (All Models)

(Lower Rear Edge of Driver's Door or B-Pillar)

6 - 12

Color Code Locations

Color Code Locations

INDEX

Audi.....	3-4
BMW.....	4-6
Daewoo.....	7
Honda/Acura.....	8-9
Hyundai.....	10-11
Isuzu.....	11-14
Jaguar.....	15-16
Kia.....	16-18
Lada.....	18
Land Rover.....	19
Mazda.....	19-22
Mercedes-Benz.....	22-23
Mini.....	24
Mitsubishi.....	25-27
Nissan/Infiniti.....	27-32
Porsche.....	32-33
Saab.....	33-34
Subaru.....	34-36
Suzuki.....	36-38
Toyota/Lexus.....	38-45
Volkswagen.....	46-47
Volvo.....	47-48

Based on information received from Car Manufacturers, the data contained herein is presumed to be correct. However, we cannot assume responsibility for error or change. These color chips are intended for identification purposes only. They are only representative of the colors and cannot be considered as color standards.

2002 CAR COLORS



L0B9
(3-Stage)



SW 52797 52798 (M)
WE Not Available
Magnolia Pearl

LX7Z
B/C



SW 64157
WE 86332
Dolphin Gray Pearl

LY1C



SW 60642
WE 21858
Imola Yellow

LY1W
B/C



SW 64155
WE 76724
Alpaka Beige Met

LY1X
B/C



SW 64156
WE 76725
Canvas Beige Met

LY3C



SW 60634
WE 31897
Amulet Red

LY3H



SW 48100
WE 31829
Laser Red

LY6J
B/C



SW 64158
WE 66294
Highland Green Met

LY7J
B/C



SW 64544
WE 86351
Avus Silver Pearl

LY70
B/C



SW 64166
WE 86333
Atlas Gray Met

LY7R
B/C




SW 64162
WE 57608
Crystal Blue Met

LY7W
B/C



SW 60636
WE 86264
Light Silver Met

LY9B
B/C



SW 43865
WE 91114
Brilliant Black

LY9F
B/C



SW 64159
WE 11592
Brilliant White

LY9G
B/C




SW 52796
WE 11513
Casablanca White

LY9H
B/C



SW 64163
WE 11593
Polar White

LZ3K
B/C



SW 64160
WE 36000
Burgundy Red Pearl

LZ3M
B/C



SW 64545
WE 31918
Misano Red

LZ5J
B/C



SW 64164
WE 51891
Moro Blue

LZ5K
B/C



SW 56779
WE 57385
Santorin Blue Mica

LZ5L
B/C



SW 54787
WE 57349
Ming Blue Mica

LZ5M
B/C



SW 60643
WE 57517
Nogaro Blue Pearl

LZ5S
B/C



SW 62604
WE 57557
Nemo Blue Pearl

LZ5W
B/C



SW 60640
WE 57516
Denim Blue Pearl

LZ6G
B/C



SW 64161
WE 66295
Irish Green Pearl

LZ6L
B/C



SW 54783
WE 66092
Cactus Green Met

LZ6W
B/C



SW 60641
WE 66226
Desert Green Pearl

LZ6X
B/C



SW 64165
WE 66296
Goodwood Green Pearl

LZ7W
B/C




SW 60638
WE 86265
Aviator Gray Pearl

LZ7X
B/C



SW 60736
WE 86266
Nimbus Gray Pearl

LZ8X
B/C



SW 64167
WE 76726
Espresso Brown Pearl

LZ9V
B/C



SW 60639
WE 95205
Raven Black Pearl

LZ9W
B/C



SW 60637
WE 95204
Ebony Pearl

**BUMPER/
FASCIA**

LV6T
B/C



64168
Dark Green

LV7W
B/C



64169
Dark Gray

B/C-Basecoat/Clearcoat Color (M)-Midcoat color for 3-Stage application
These colors are intended to be used only as a reference, and may not be exact representations of mixed or applied color.

2002 CAR COLORS

AUDI



Audi
(Cont'd.)

Model Year Designation
(10th character of VIN number)

Code	Year
2	2002
1	2001
Y	2000
X	1999
W	1998
V	1997
T	1996
S	1995
R	1994
P	1993
N	1992
M	1991

Assembly Plant Codes
(11th character of VIN number)


Plant Code	Plant
M	Puebla, Mexico
N	Neckarsulm, Germany
W	Wolfsburg, Germany
4	Curitiba, Brazil
E or P	Emden, Germany

BMW

300
B/C



303
B/C



306
B/C



314
B/C



SW 50209
WE 11457
Alpine White III

SW 51412
WE 95170
Cosmos Black Met


SW 53131
WE 57191
Atlanta Blue Met

SW 50210
WE 31719
Bright Red

317
B/C



324
B/C



335
B/C



337
B/C



354
B/C



SW 49858
WE 57112
Orient Blue Met

SW 49859
WE 65895
Oxford Green Met

SW 54798
WE 57322
Estoril Blue Met

SW 54844
WE 21743
Dakar Yellow II

SW 57127
WE 86176
Titanium Silver Met

362
B/C



364
B/C



372
B/C



381
B/C



400
B/C



SW 59120
WE 35933
Siena Red Met

SW 60390
WE 57518
Topaz Blue Met

SW 59121
WE 57477
Steel Blue Met

SW 62405
WE 57558
Lemans Blue Met

SW 59125
WE 86227
Steel Gray Met

405
B/C



411
B/C



415



416
B/C



418
B/C



SW 59126
WE 31856
Imola Red

SW 60398
WE 76693
Pearl Beige Met

SW 60399
WE 31893
Bright Red II

SW 60906
WE 95206
Carbon Black Met

SW 60907
WE 76685
Impala Brown Met

425
B/C



430
B/C



438
B/C



440
B/C



442
B/C



SW 60402
WE 86267
Silverstone Met

SW 60403
WE 66228
Oxford Green Met

SW 62407
WE 31913
Electric Red

SW 63043
WE 57559
Stratus Met

SW 63044
WE 66262
Gray Green Met

BMW

2002 CAR COLORS



BMW (Cont'd.)

445
B/C



SW 63045
WE 25448
Phoenix Yellow Met

448
B/C



SW 63046
WE 51884
Laguna Seca Blue

449
B/C



SW 63047
WE 66263
Slate Green Met

468
B/C



SW 64076
WE 66312
Pistachio Green Met

472
B/C



SW 64075
WE 86352
Sterling Gray Met

475
B/C



SW 63048
WE 57560
Black Sapphire Met

481
B/C



SW 64503
WE 76736
Kalahari Beige Met

482
B/C




SW 64504
WE 57639
Toledo Blue Met

668
B/C



SW 59049
WE 91159
Jet Black

850
B/C



SW 64546
WE 11599
Pepper White

851
B/C



SW 64454
WE 31919
Chili Red

853
B/C



SW 64547
WE 57614
Candy Blue

859
B/C



SW 64548
WE 21880
Solid Gold

862
B/C



SW 64455
WE 57638
Indi Blue Met

870
B/C



SW 64549
WE 57642
Electric Blue Met

871
B/C



SW 64550
WE 86355
Dark Silver Met

892
B/C



SW 64506
WE 86354
Titanium Gray Met

894
B/C



SW 64507
WE 36015
Chiaretto Red Met

895
B/C



SW 64456
WE 66313
British Racing Green Met

896
B/C



SW 64508
WE 57640
Blue Water Met

897
B/C



SW 64509
WE 36016
Turmalin Violet Met

900
B/C



SW 64457
WE 86353
Pure Silver Met

901
B/C



SW 64551
WE 66314
Silk Green Met

902
B/C



SW 64458
WE 21879
Liquid Yellow

903
B/C



SW 64552
WE 36017
Velvet Red Met

Underhood

10000



SW 51387
Schwarz

10002



SW 51429
Hellrot

10003



SW 51389
Alpinweiss

0005




SW 51391
Dunkelgrun

10014



SW 51396
Dunkelblau

10037



SW 59181
Dakargelb

10041



SW 59190
Stahlgrau

10043



SW 59185
Ziegelrot

2002 CAR COLORS

BMW


BMW UNDERHOOD (Cont'd.)

10046



SW 59184
Stahlblau

10050



SW 59180
Titansilber

10053



SW 63182
Pearlbeige

10057



SW 60930
Impalabraun

10068



SW 60929
Hellrot II

10070



SW 63042
Japanrot

BMW Exterior / Underhood Compatibility

Exterior Code	SW #	Underhood Code	SW #
300	50209	10003	51389
303	51412	10000	51387
314	50210	10002	51429
317	49858	10014	51396
324	49859	10005	51391
335	54798	10014	51396
337	54844	10037	59181
354	57127	10050	59180
362	59120	10043	59185
364	60390	10014	51396
372	59121	10046	59184
381	62405	10014	51396

BMW Exterior / Underhood Compatibility

Exterior Code	SW #	Underhood Code	SW #
400	59125	10041	59190
405	59126	10043	59185
411	60398	10053	63182
415	60399	10068	60929
416	60906	10000	51387
418	60907	10057	60930
430	60403	10005	51391
438	62407	10070	63042
445	63045	10037	59181
475	63048	10000	51387
668	59049	10000	51387

Model Year Designation (10th character of VIN number)

Code	Year
2	2002
1	2001
Y	2000
X	1999
W	1998
V	1997
T	1996
S	1995
R	1994
P	1993
N	1992
M	1991

Assembly Plant Codes (11th character of VIN number)

Plant Code	Plant
A, F or K	Munich, Germany
B, C, D or G	Dingolfing, Germany
E	Toluca, Mexico
J	Regensburg, Germany
L	Spartanburg, South Carolina
N	Pretoria, South Africa

2002 CAR COLORS



DAEWOO

11U



SW 56925
WE 11534
Galaxy White

20U
B/C



SW 59914
WE 57504
Pacific Blue Met

24U
B/C



SW 56928
WE 57391
Regatta Blue Pearl

30U
B/C



SW 60971
WE 57531
Midnight Blue Met

32U
B/C



SW 64440
WE 57607
Pastel Blue Met

34U
B/C



SW 64441
WE 66293
Modern Green Met

37U
B/C



SW 63942
WE 66292
Danube Green Mica

42U
B/C



SW 56930
WE 66123
Deep Blue Green Met

49U
B/C



SW 64524
WE 61749
Yellow Green Met

60U
B/C



SW 59916
WE 25427
Brighton Gold Met

64U
B/C



SW 60685
WE 35965
Scarlet Mica

70U
B/C



SW 59918
WE 35954
Red Rock Met

73L
B/C



SW 55994
WE 31830
Super Red

77U
B/C



SW 64442
WE 35999
Active Red Met

80U
B/C



SW 62955
WE 57561
Diamond Blue Met

83L
B/C



SW 53380
WE 95195
Granada Black Met

83U
B/C



SW 60973
WE 86279
Harbor Mist Mica

86U
B/C



SW 60048
WE 86258
Storm Gray Met

87U
B/C



SW 64443
WE 95213
Pearl Black

92U
B/C



SW 56939
WE 86165
Poly Silver Met

93U
B/C



SW 56940
WE 86166
Olive Silver Met

95U
B/C



SW 64444
WE 86331
Dove Silver Met

Model Year Designation (10th character of VIN number)

Code	Year
2	2002
1	2001
Y	2000
X	1999
W	1998
V	1997
T	1996
S	1995
R	1994
P	1993
N	1992
M	1991

Assembly Plant Codes (11th character of VIN number)

Plant Code	Plant
B	Bupyeong, Korea
C	Changwon, Korea
K	Kunsan, Korea

2002 CAR COLORS

HONDA / ACURA

HONDA/ ACURA

715
B/C



SW 54122
WE 66056
Huntsman Green Mica

001
826
B/C



SW 33756
WE 91089
Ebony Black

B035
862
B/C



SW 60795
WE 57523
Canal Blue Mica

B502P
B/C



SW 62973
WE 57562
Indigo Blue Pearl

B504P
B/C



SW 64079
WE 57611
Aegean Blue Pearl

B507P
B/C



SW 63570
WE 57609
Arctic Blue Pearl

B508M
B/C



SW 64470
WE 57636
Zircon Blue Met

B510P
Tinted
C/C



SW 64525 64526
WE Not Available
Long Beach Blue
Pearl

B513M
B/C



SW 64203
WE 57612
Suzuka Blue Met

B66P
B/C



SW 54546
WE 57328
Monte Carlo Blue
Pearl

B92P
B/C



SW 57077
WE 57471
Nighthawk Black Pearl

B96P
B/C



SW 59931
WE 57520
Eternal Blue Pearl

BG50M
B/C



SW 64034
WE 57610
Havasu Blue Met

BG51M
B/C



SW 64204
WE 57613
Opal Silver Blue Met

G501M
B/C



SW 59319
WE 66214
Granite Green Met

G504M
B/C



SW 62974
WE 76706
New Wind Veil Met

G508P
B/C



SW 64035
WE 66297
Noble Green Pearl

G510P
B/C



SW 64036
WE 66298
Evergreen Pearl

G87P
B/C




SW 56637
WE 66128
Dark Emerald Pearl

G95P
B/C



SW 57934
WE 66184
Clover Green Pearl

G97P
B/C




SW 58878
WE 66206
Vermont Green Pearl

N044
B/C



SW 61766
WE 86296
Iron Gray Met

N818
835
B/C



SW 57003
WE 86160
Bright Silver Met

NH547
B/C



SW 44713
WE 91136
Berlina Black

NH552M
B/C



SW 44893
WE 85663
Sebring Silver Met

NH565
B/C



SW 46723
WE 11424
Grand Prix White

NH578
B/C



SW 49558
WE 11455
Taffeta White

NH603P
(3-Stage)



SW 56728 56729 (M)
WE Not Available
White Diamond Pearl

NH623M
B/C




SW 58755
WE 86224
Satin Silver Met

NH624P
(3-Stage)



SW 59159 59160 (M)
WE Not Available
Premium White Pearl

NH629M
B/C



SW 60031
WE 86286
Quantum Gray Met

NH630M
B/C



SW 60032
WE 86268
Silverstone Met

NH638M
B/C



SW 62975
WE 86297
Starlight Silver Met

NH643M
B/C



SW 64120
WE 86336
Anthracite Met

R211
640
B/C



SW 63417
WE 36004
Currant Red Mica

R507P
B/C



SW 58757
WE 35936
Firepepper Red Pearl

R510
Tinted
C/C



SW 60033 49762
WE 31895
New Formula Red

R513
B/C



SW 61821
WE 31914
Rallye Red

R517P
B/C



SW 64138
WE 36013
Chianti Red Pearl

B/C-Basecoat/Clearcoat Color (M)-Midcoat color for 3-Stage application

These colors are intended to be used only as a reference, and may not be exact representations of mixed or applied color.

2002 CAR COLORS



HONDA

HONDA/ ACURA (Cont'd.)

R518P
B/C



SW 64037
WE 36001
Radiant Ruby Pearl

R519P
B/C



SW 64038
WE 36002
Red Rock Pearl

R81
B/C



SW 46552
WE 31657
Milano Red

R94
B/C



SW 54543
WE 31795
San Marino Red

U017
B/C



SW 61765
WE 76705
Fawn Met

W011
861
B/C



SW 60793
WE 11572
Alpine White

Y52P
(3-Stage)



SW 54215 54216 (M)
WE Not Available
Spa Yellow Pearl

Y62P
B/C



SW 64202
WE 25458
Euro Yellow Pearl

YR520M
B/C



SW 58882
WE 76677
Mesa Beige Met

YR524M
B/C



SW 58883
WE 25420
Naples Gold Met

YR525M
B/C



SW 58884
WE 86239
Titanium Met

YR528M
B/C



SW 60796
WE 86334
Shoreline Mist Met

YR530P
B/C



SW 62976
WE 76707
Deep Mahogany Pearl

YR534M
B/C



SW 63569
WE 86335
Desert Silver Met

YR535M
B/C



SW 64139
WE 76735
Mojave Mist Met

YR536P
(3-Stage)



SW 64335 64336 (M)
WE Not Available
Imola Orange Pearl

Underhood



SW 60917
Dark Gray



SW 60918
Light Tan
Ext. YR520M

Bumper/ Fascia

NH633M



SW 64255
Dark Gray Met

Fender Flares

NH640M



SW 63831
Gray Met

Passport Tu-Tone Combination Codes

Tu-Tone Code	Upper Color	SW #	WE #	Lower Color	SW #	WE #
754	715	54122	66056	U017	61765	76705
770	826 / 001	33756	91089	U017	61765	76705
772	835 / N818	57003	86160	N044	61766	86296

Model Year Designation (10th character of VIN number)

Code	Year
2	2002
1	2001
Y	2000
X	1999
W	1998
V	1997
T	1996
S	1995
R	1994
P	1993
N	1992
M	1991

Assembly Plant Codes (11th character of VIN number)

Plant Code	Plant	Suffix	Models
4	Lafayette, Indiana	NONE	Passport
A	Marysville, Ohio	NONE	TL, CL, Accord 2D/4D
C	Sayama, Japan	NONE	RL, RSX, CRV, Accord 4D
G	El Salto, Mexico	NONE	Accord 4D
H	Alliston, Ontario	CODE WITH "-4" (*)	Odyssey, Civic 4D, MDX, EL
L	East Liberty, Ohio	NONE	Civic 2D
S	Suzuka, Japan	NONE	Civic 4D
T	Tochigi, Japan	NONE	Insight, S2000, NSX
U	Swindon, England	NONE	CRV, Civic 3D

* Alliston, Ontario production is the only plant using a suffix on the color code located on the Paint Identification Label.

2002 CAR COLORS

HYUNDAI



	AL B/C	AR B/C	BX B/C	CS B/C
	SW 63024 WE 35984 Cranberry Mica	SW 58813 WE 35937 Canton Cherry Mica	SW 57133 WE 86177 Bright Silver Met	SW 60937 WE 86277 Silver Mist Met
DV B/C	EB B/C	GG B/C	GU B/C	HL B/C
SW 63025 WE 76709 Sandstone Met	SW 35010 WE 91177 Ebony Black	SW 60938 WE 66234 Jade Green Met	SW 60703 WE 76708 Desert Sand Mica	SW 60939 WE 31899 Retro Red
KL B/C	KO B/C	LO B/C	LS B/C	MN B/C
SW 63026 WE 57563 Ocean Blue Met	SW 63027 WE 76710 Champagne Met	SW 63028 WE 86298 Midnight Gray Mica	SW 63029 WE 86299 Pewter Met	SW 60940 WE 86278 Charcoal Gray Met
MO (3-Stage)	NR B/C	NW	OO B/C	PQ B/C
SW 58816 58817 (M) WE Not Available White Pearl	SW 63030 WE 66266 Elm Green Met	SW 44911 WE 11397 Noble White	SW 63031 WE 45261 Copper Orange Mica	SW 63032 WE 86267 Pine Green Met
QD B/C	RB B/C	RH B/C	SB B/C	UC B/C
SW 58822 WE 86228 Slate Gray Met	SW 64474 WE 36003 Chianti Red Mica	SW 61304 WE 35983 Merlot Mica	SW 60945 WE 57530 Coastal Blue Met	SW 64475 WE 37615 Carbon Blue Mica
VB B/C	VL B/C	VX B/C	XO B/C	YA B/C
SW 63033 WE 57564 Crystal Blue Met	SW 64071 WE 66299 Celadon Green Met	SW 64476 WE 31917 Rally Red	SW 64072 WE 66300 Gentle Green Met	SW 56690 WE 51839 Potomac Blue
YQ B/C	YS B/C		SW 64228 Maroon	SW 64518 Light Gray
SW 64073 WE 57614 Ardor Blue Met	SW 60947 WE 25435 Desert Sand Met			
SW 64519 Dark Gray				

Underhood

Hyundai Exterior / Underhood Compatibility		
Exterior SW # Code	Underhood Code	SW #
AR	58813	64228
CS	60937	64518
QD	58822	64519

B/C-Basecoat/Clearcoat Color (M)-Midcoat color for 3-Stage application.

These colors are intended to be used only as a reference, and may not be exact representations of mixed or applied color.

2002 CAR COLORS



(Cont'd.)

Cladding

GL
B/C



SW 57714
Warm Gray Met

HC
B/C



SW 57715
Cool Gray Met

PE
B/C



SW 59564
Light Silver Met

Santa Fe Tu-Tone Combination Codes

Tu-Tone Code	Upper Color	SW #	Lower Color	SW #
ED	EB	35010	HC	57715
JK	DV	63025	GL	57714
KX	OO	63031	GL	57714
NQ	RH	61304	HC	57715
NU	NW	44911	PE	59564
QX	VB	63033	HC	57715
RX	PQ	63032	HC	57715
RZ	LS	63029	HC	57715

Model Year Designation (10th character of VIN number)

Code	Year
2	2002
1	2001
Y	2000
X	1999
W	1998
V	1997
T	1996
S	1995
R	1994
P	1993
N	1992
M	1991

Assembly Plant Codes (11th character of VIN number)

Plant Code	Plant
U	Ulsan, Korea
B	Bromont, Canada
A	Asan, Korea

ISUZU

610
(3-Stage)



SW 63021 63022 (M)
WE Not Available
Polar White Pearl

613
B/C



SW 63416
WE 25460
Satin Gold Met

627
B/C



SW 64040
WE 57617
Fjord Blue Met

639
B/C



SW 63459
WE 57616
Clipper Blue Met

640
B/C



SW 63417
WE 36004
Currant Red Mica

704
B/C



SW 63226
WE 76727
Blond Gray Met

708
B/C



SW 63227
WE 86337
Anthracite Met

729
B/C



SW 51400
WE 11459
Arc White

753
B/C



SW 46022
WE 85769
Light Silver Met

799
B/C



SW 63229
WE 25459
Star Gold Met

801



SW 56143
WE 51785
Med Blue

807



SW 56201
WE 61665
Woodland Green

809



SW 56203
WE 71570
Doeskin Tan

810



SW 56202
WE 41277
Red-Orange

B/C-Basecoat/Clearcoat Color (M)-Midcoat color for 3-Stage application
These colors are intended to be used only as a reference, and may not be exact representations of mixed or applied color.

2002 CAR COLORS

ISUZU

ISUZU (Cont'd.)

	812		815		826 B/C		835 B/C			
		SW 56144 WE 21759 Wheatland Yellow		SW 56204 WE 41276 Tangier Orange		SW 33756 WE 91089 Ebony Black		SW 57003 WE 86160 Bright Silver Met		
844			845 B/C		857 B/C		860 B/C		861 B/C	
		SW 35478 WE 11162 Glacier White		SW 56991 WE 86300 Polar Silver Met		SW 59890 WE 86280 Moonmist Gray Mica		SW 59892 WE 66238 Dragon Green Mica		SW 60793 WE 11572 Alpine White
862 B/C			865 B/C		870 B/C		877		881 B/C	
		SW 60795 WE 57523 Canal Blue Mica		SW 59893 WE 35967 Foxfire Red Mica		SW 60807 WE 66239 Garden Green Mica		SW 58319 WE 11570 Alpine White		SW 60808 WE 76687 Roman Bronze Met
886 B/C			989		WE5398 B/C		WE8774 B/C		WE9885 B/C	
		SW 61819 WE 57565 Atlantic Blue Mica		SW 61559 WE 61744 Sunbelt Green		SW 47155 WE 65805 Dark Green Gray Met		SW 34983 WE 31165 Bright Red		SW 45738 WE 35545 Rose Black Met
WE9907 B/C					W301 P801-0		301W 30102		WA6277	
		SW 46829 WE 57003 Adriatic Blue Met				51400 Arc White		51548 Accuride White		52848 Gray

Wheel





Bumper/ Fascia

N040 P901-0 B/C		N044 P901-0 B/C		WA6272	
	59891 Titan Gray Met		61766 Iron Gray Met		54985 Light Argent Met (20 Degree Gloss)

Molding

N040 P901-0 B/C		N044 P901-0 B/C	
	59891 Titan Gray Met		61766 Iron Gray Met

Misc.

N040 P901-0 B/C		N044 P901-0 B/C		WA154D		WA848	
	59891 Titan Gray Met		61766 Iron Gray Met		59197 Black		60977 Black (20 Degree Gloss)

B/C-Basecoat/Clearcoat Color

These colors are intended to be used only as a reference, and may not be exact representations of mixed or applied color.

2002 CAR COLORS



**ISUZU
(Cont'd.)**

ISUZU

Trooper II Tu-Tone Combination Codes						
Tu-Tone Code	Upper Color	SW #	WE #	Lower Color	SW #	WE #
616	613	63416	25460	753	46022	85769
629	627	64040	57617	753	46022	85769
712	753	46022	85769	857	59890	86280
724	865	59893	35967	857	59890	86280
740	877	58319	11570	753	46022	85769
742	857	59890	86280	753	46022	85769
747	860	59892	66238	753	46022	85769
774	826	33756	91089	753	46022	85769

Model Year Designation (10th character of VIN number)	
Code	Year
2	2002
1	2001
Y	2000
X	1999
W	1998
V	1997
T	1996
S	1995
R	1994
P	1993
N	1992
M	1991

Assembly Plant Codes (11th character of VIN number)	
Plant Code	Plant
7	Fuji Sawa, Japan
C	Sayama, Japan
4	Lafayette, IN USA
8	Shreveport, LA USA



2002 CAR COLORS

Isuzu Color Compatibility Plan

EXTERIOR COLOR CODE	COLOR NAME	MODEL	LOWER BODY	BUMPER/FASCIA	TIRE COVER	ROOF RAILS
613 SW #63416	Satin Gold Met	Trooper	753 SW #46022	753 SW #46022		
627 SW #64040	Fjord Blue Met	Trooper	753 SW #46022	753 SW #46022		
639 SW #63459	Clipper Blue Met	Rodeo / Rodeo Sport		N040P901-0 SW #59891	N040P901-0 SW #59891	
		Rodeo SE	N044P901-0 SW #61766	N044P901-0 SW #61766	N044P901-0 SW #61766	N044P901-0 SW #61766
640 SW #63417	Currant Red Mica	Rodeo / Rodeo Sport		N040P901-0 SW #59891	N040P901-0 SW #59891	
		Rodeo SE	N044P901-0 SW #61766	N044P901-0 SW #61766	N044P901-0 SW #61766	N044P901-0 SW #61766
753 SW #46022	Light Silver Met	Trooper	857 SW #59890	857 SW #59890		
789 SW #62977	Acid Gold Mica	Rodeo / Rodeo Sport		N040P901-0 SW #59891	N040P901-0 SW #59891	
826 SW #33756	Ebony Black	Trooper	753 SW #46022	753 SW #46022		
		Rodeo / Rodeo Sport		N040P901-0 SW #59891	N040P901-0 SW #59891	
		Rodeo SE	N044P901-0 SW #61766	N044P901-0 SW #61766	N044P901-0 SW #61766	N044P901-0 SW #61766
835 SW #57003	Bright Silver Met	Rodeo / Rodeo Sport		N040P901-0 SW #59891	N040P901-0 SW #59891	
		Rodeo SE	N044P901-0 SW #61766	N044P901-0 SW #61766	N044P901-0 SW #61766	N044P901-0 SW #61766
857 SW #59890	Moonmist Gray Met	Trooper	753 SW #46022	753 SW #46022		
860 SW #59892	Dragon Green Mica	Trooper	753 SW #46022	753 SW #46022		
861 SW #60793	Alpine White	Rodeo / Rodeo Sport		N040P901-0 SW #59891	N040P901-0 SW #59891	
		Rodeo SE	N044P901-0 SW #61766	N044P901-0 SW #61766	N044P901-0 SW #61766	N044P901-0 SW #61766
865 SW #59893	Foxtire Red Mica	Trooper	857 SW #59890	857 SW #59890		
870 SW #60807	Garden Green Mica	Rodeo / Rodeo Sport		N040P901-0 SW #59891	N040P901-0 SW #59891	
		Rodeo SE	N044P901-0 SW #61766	N044P901-0 SW #61766	N044P901-0 SW #61766	N044P901-0 SW #61766
877 SW #58319	Alpine White	Trooper	753 SW #46022	753 SW #46022		
881 SW #60808	Roman Bronze Mica	Rodeo / Rodeo Sport		N040P901-0 SW #59891	N040P901-0 SW #59891	
		Rodeo SE	N044P901-0 SW #61766	N044P901-0 SW #61766	N044P901-0 SW #61766	N044P901-0 SW #61766
886 SW #61819	Atlantic Blue Mica	Rodeo / Rodeo Sport		N040P901-0 SW #59891	N040P901-0 SW #59891	
		Rodeo SE	N044P901-0 SW #61766	N044P901-0 SW #61766	N044P901-0 SW #61766	N044P901-0 SW #61766

ISUZU

2002 CAR COLORS



JAGUAR

1712
JHG
B/C



SW 60543
WE 51872
Westminster Blue

1753
HGD
B/C




SW 57347
WE 61713
British Racing Green

1806
JHE
B/C



SW 57348
WE 57458
Sapphire Met

1811
CGG
B/C



SW 57350
WE 35915
Carnival Red Mica

1820
SEC
B/C



SW 57351
WE 76661
Topaz Met

1859
PED
B/C



SW 57355
WE 86207
Anthracite Met

1860
MDV
B/C



SW 58560
WE 66230
Seafrost Met

1895
HGG
B/C



SW 58562
WE 66187
Emerald Met

1905
JHM
B/C



SW 59558
WE 57508
Pacific Met

1916
MDZ
B/C



SW 59560
WE 86256
Platinum Met

1924
CGL
B/C



SW 58563
WE 31851
Phoenix Red

1926
LHK
B/C




SW 64477
WE 86341
Quartz Met

1927
JHV
B/C



SW 64478
WE 57621
Zircon Met

1932
HGN
B/C



SW 63036
WE 57566
Adriatic Blue Met

1942
NEG
B/C



SW 63035
WE 11588
White Onyx

1943
LHL
B/C



SW 64479
WE 86342
Slate Mica


1945
HGP
B/C



SW 64480
WE 66305
Aspen Green Mica

Underhood

JUC03



SW 54036
White

JUC07




SW 54037
Dark Green

JUC08



SW 54038
Dark Blue

JUC10



SW 59127
Pale Gray

JUC15



SW 54042
Dark Gray Blue

JUC18



SW 54044
Bright Red

JUC19A



SW 54045
Red

JUC20



SW 54046
Black

JUC21A




SW 54047
Light Beige Gray

JUC32



SW 59130
Light Blue

JUC33



SW 60546
Light Gray Green

2002 CAR COLORS



JAGUAR
(Cont'd.)

JAGUAR

Jaguar Exterior / Underhood Compatibility

Exterior Code	SW #	Underhood Code	SW #
1712 / JHG	60543	JUC08	54038
1753 / HGD	57347	JUC07	54037
1806 / JHE	57348	JUC08	54038
1811 / CGG	57350	JUC19A	54045
1820 / SEC	57351	JUC21A	54047
1859 / PED	57355	JUC20	54046
1860 / MDV	58560	JUC33	60546
1895 / HGG	58562	JUC07	54037
1905 / JHM	59558	JUC08	54038

Jaguar Exterior / Underhood Compatibility

Exterior Code	SW #	Underhood Code	SW #
1916 / MDZ	59560	JUC10	59127
1924 / CGL	58563	JUC18	54044
1926 / LHK	64477	JUC56	64481
1927 / JHV	64478	JUC32	59130
1932 / HGN	63036	JUC55	64482
1942 / NEG	63035	JUC03	54036
1943 / LHL	64479	JUC15	54042
1945 / HGP	64480	JUC07	54037

Model Year Designation (10th character of VIN number)

Code	Year
2	2002
1	2001
Y	2000
X	1999
W	1998
V	1997
T	1996
S	1995
R	1994
P	1993
N	1992
M	1991

Assembly Plant Codes (11th character of VIN number)

Plant Code	Plant
L, M, N or P	Browns Lane, England
F or G	Castle Bromwich, England

KIA

2G
B/C



SW 62493
WE 66268
Emerald Green Met

2Y
B/C



SW 62503
WE 66270
Santiago Yellow Met

3B
B/C




SW 63302
WE 57570
Steel Blue Met

3G
B/C



SW 60154
WE 66221
Jade Green Met

5C
B/C



SW 51494
WE 66088
Olive Green Met

5E
B/C



SW 56643
WE 66139
Evergreen Met

6B
B/C



SW 62496
WE 57568
Slate Blue Met

6G
B/C



SW 62494
WE 66269
Forest Green Met

6Y
B/C



SW 62502
WE 25452
Light Gold Met

7R
B/C



SW 63301
WE 35986
Magenta Red Met

7Y
B/C



SW 63303
WE 25453
Gold Beige Met

8Y
B/C



SW 62504
WE 76712
Stone Beige Met

9B
B/C



SW 63787
WE 95214
Midnight Black Met

B1
B/C



SW 62495
WE 57567
Steel Blue Met

B2
B/C



SW 62497
WE 57569
Atlantic Blue Met

C1
B/C



SW 62501
WE 86306
Light Silver Met

C4
B/C



SW 63299
WE 86304
Crystal Silver Met

C5
B/C



SW 62499
WE 86302
Silver Met

C9
B/C



SW 63789
WE 86343
Silver Met

B/C=Basecoat/Clearcoat Color

These colors are intended to be used only as a reference, and may not be exact representations of mixed or applied color.

KIA

2002 CAR COLORS




KIA (Cont'd.)

D3
B/C



SW 54476
WE 76730
Silky Beige Met

EB
B/C



SW 58554
WE 91160
Ebony Black

G6
B/C



SW 63791
WE 66306
Dark Emerald Green Met

P1
B/C



SW 63792
WE 57622
Blue Sapphire Met

P7
B/C



SW 63793
WE 86344
Misty Blue Met

PH



SW 56904
WE 11589
Polar White

R4
B/C



SW 64227
WE 45267
Cinnamon Met

R5
B/C



SW 62492
WE 35985
Pepper Red Met

R9
B/C



SW 63794
WE 36006
Ruby Red Met

U2
(3-Stage)



SW 63304 63305 (M)
WE Not Available
White Pearl

UD



SW 56641
WE 11542
Clear White

V5
B/C



SW 63300
WE 86305
Iron Gray Met

V9
B/C



SW 62498
WE 86301
Pewter Gray Met

VR



SW 56646
WE 31833
Classic Red

Cladding

BY
B/C



SW 62504
WE 76712
Stone Beige Met

C3
B/C




SW 56642
WE 76629
Pewter Met

C7
B/C



SW 62500
WE 86303
Bright Platinum Met

D3
B/C



SW 54476
WE 76730
Silky Beige Met

V9
B/C



SW 62498
WE 86301
Pewter Gray Met

Kia Tu-Tone Combination Codes

Tu-Tone Code	Make/Model	Upper Color	SW #	WE #	Lower Color	SW #	WE #
AH	Sedona	G6	63791	66306	C7	62500	86303
HM	Sedona	R9	63794	36006	D3	54476	76730
HY	Sportage	3G	60154	66221	V9	62498	86301
IN	Sedona	P7	63793	86344	C7	62500	86303
LM	Sportage	C9	63789	86343	C7	62500	86303
WL	Sedona	P1	63792	57622	C7	62500	86303
WM	Sedona	UD	56641	11542	D3	54476	76730
WN	Sedona	9B	63787	95214	C7	62500	86303
WP	Sedona	P1	63792	57622	D3	54476	76730
WR	Sedona	R9	63794	36006	C7	62500	86303
WU	Sedona	UD	56641	11542	C7	62500	86303
XH	Sportage	3G	60154	66221	C3	56642	76629
XP	Sportage	3G	60154	66221	8Y	62504	76712
YC	Sportage	EB	58554	91160	V9	62498	86301
YD	Sportage	UD	56641	11542	V9	62498	86301
YF	Sportage	UD	56641	11542	8Y	62504	76712
YG	Sportage	R5	62492	35985	8Y	62504	76712
YK	Sportage	6B	62496	57568	V9	62498	86301
YL	Sportage	C5	62499	86302	V9	62498	86301
YM	Sportage	R5	62492	35985	V9	62498	86301
YS	Sportage	6B	62496	57568	8Y	62504	76712
YU	Sportage	VR	56646	31833	V9	62498	86301
YX	Sportage	5E	56643	66139	V9	62498	86301
ZG	Sedona	G6	63791	66306	D3	54476	76730
ZN	Sportage	5E	56643	66139	8Y	62504	76712
ZQ	Sportage	EB	58554	91160	8Y	62504	76712
ZR	Sportage	VR	56646	31833	8Y	62504	76712

B/C-Basecoat/Clearcoat Color (M)-Midcoat color for 3-Stage application
These colors are intended to be used only as a reference, and may not be exact representations of mixed or applied color.

2002 CAR COLORS

KIA (Cont'd.)

Model Year Designation (10th character of VIN number)


















Code	Year
2	2002
1	2001
Y	2000
X	1999
W	1998
V	1997
T	1996
S	1995
R	1994
P	1993
N	1992
M	1991

Assembly Plant Codes (11th character of VIN number)

Plant Code	Plant
5	Asan Bay, Korea

LADA



	110		127		215		233			
		SW 32732 WE 31801 Rubin Red		SW 38876 WE 31802 Cherry Red		SW 37220 WE 71559 Safari		SW 32736 WE 11514 White		
235			310 B/C		340		415		417	
		SW 32737 WE 71560 Light Beige		SW 48078 WE 66087 American Green Met		SW 32744 WE 61718 Olive Green		SW 47356 WE 57350 Trout Blue Met		SW 49079 WE 51782 Blue Green
428			509		588 B/C		601		626 B/C	
		SW 47357 WE 51781 Shark Blue		SW 35197 WE 71561 Dark Beige		SW 53170 WE 76611 Med Beige Met		SW 37219 WE 91148 Black		SW 48080 WE 86134 Charcoal Met
670 B/C			671		793					
		SW 50136 WE 76608 Light Beige Met		SW 38879 WE 85479 Light Gray		SW 32749 WE 71608 Dark Brown				

B/C-Basecoat/Clearcoat Color.

These colors are intended to be used only as a reference, and may not be exact representations of mixed or applied color.

2002 CAR COLORS



LAND ROVER

		 603 B/C SW 57291 WE 11549 Chawton White	 607 B/C SW 57292 WE 31846 Rutland Red	 608 B/C SW 64483 WE 57624 Monte Carlo Blue Met
 618 B/C SW 55751 WE 15154 White Gold Met	 621 B/C SW 62269 WE 57623 Icelandic Blue Pearl	 642 B/C SW 59145 WE 86229 Blenheim Silver Met	 644 B/C SW 63119 WE 57571 Oslo Blue Met	 659 B/C SW 63120 WE 86307 Bonatti Gray Met
 696 B/C SW 60902 WE 35962 Alveston Red Met	 697 B/C SW 59147 WE 95207 Java Black Mica	 737 B/C SW 64484 WE 86345 Zambezi Silver Met	 750 B/C SW 64496 WE 36007 Bordeaux Met	 751 B/C SW 64485 WE 66307 Vienna Green Met
 757 B/C SW 64495 WE 21875 Borrego Yellow	 961 B/C SW 51455 WE 66077 Epsom Green Met			

Model Year Designation (10th character of VIN number)	
Code	Year
2	2002
1	2001
Y	2000
X	1999
W	1998
V	1997
T	1996
S	1995
R	1994
P	1993
N	1992
M	1991

Assembly Plant Codes (11th character of VIN number)	
Plant Code	Plant
A	Solihull, England



MAZDA

	 11B B/C SW 54370 WE 76602 Driftwood Met	 11M B/C SW 54189 WE 86116 Silver Frost Met	 16W B/C SW 56106 WE 95200 Black Mica
 18J B/C SW 56965 WE 45241 Grace Green Mica	 20D B/C SW 57845 WE 86223 Gentry Silver Met	 22A B/C SW 59790 WE 57545 Midnight Blue Mica	 22K B/C SW 60427 WE 35974 Passion Red Mica
			 22R B/C SW 62302 WE 86309 Platinum Silver Met

B/C-Basecoat/Clearcoat Color.
 These colors are intended to be used only as a reference, and may not be exact representations of mixed or applied color.

2002 CAR COLORS



(Cont'd.)

MAZDA

	22V B/C		23C B/C		23F B/C	
		SW 62301 WE 86308 Sunlight Silver Met		SW 62303 WE 57572 Crystal Blue Mica		SW 62922 WE 25463 Galaxy Gold Met
23G B/C			24B B/C		24V B/C	
		SW 63418 WE 66315 Orient Green Mica		SW 64141 WE 57643 Mineral Blue Met		SW 64471 WE 66316 Cerrion Silver Met
			24E B/C		25D (3-Stage)	
		SW 64144 WE 86356 Sparkling Silver Met		SW 64256 64257 (M) WE Not Available Snowflake White Pearl		
4F B/C			A2N B/C		A3D B/C	
		SW 50381 WE 76405 Sand Mica		SW 55970 WE 11520 Glacier White		SW 59791 WE 11586 Pure White
			A3E B/C		A3F B/C	
		SW 59792 WE 31902 Classic Red		SW 31029 WE 91089 Brilliant Black		
B2 21B B/C			B4 19X B/C		BQ 21C B/C	
		SW 57342 WE 25411 Harvest Gold Met		SW 57336 WE 35913 Chestnut Met		SW 57338 WE 76659 Parchment Gold Met
			CX 26B B/C		E4 UD B/C	
		SW 63399 WE 86324 Dark Shadow Gray Met		SW 42497 WE 31524 Bright Red		
FL 14A 17G B/C			FU 25J B/C		HZ	
		SW 51231 WE 35733 Toreador Red Met		SW 53724 WE 66104 Dark Green Satin Met		SW 46679 WE 21666 Sunburst Yellow
			K9 23X B/C		L2 26D B/C	
		SW 56349 WE 57374 Med Melina Blue Met		SW 60589 WE 57551 Dark Blue Met		
LD 21S B/C			LL 23W B/C		NN B/C	
		SW 51238 WE 57178 Galaxy Blue Met		SW 56698 WE 57457 Wedgewood Blue Met		SW 48951 WE 91125 Black Onyx
			ST 26C B/C		TG 21R B/C	
		SW 57340 WE 66169 Estate Green Met		SW 60690 WE 81406 New Warm Gray Met		
TL 26A B/C			TS 23V B/C			
		SW 63454 WE 86330 Satin Silver Met		SW 50312 WE 85984 Silver Frost Met		
UA A2X 14K B/C			YZ 14L UB B/C			
		SW 38743 WE 91151 Black		SW 44093 WE 11366 Oxford White		

Tribute Exterior Color Codes (codes may not be labeled on cars)			
Code	Color Name	SW	WE
B4 / 19X	Chestnut Met.	57336	35913
BQ / 21C	Light Parchment Met.	57338	76659
CX / 26B	Dark Shadow Gray Met	63399	86324
L2 / 26D	Dark Blue Met	60589	57551
ST / 26C	Estate Green Met	57340	66169
TL / 26A	Satin Silver Met	63454	86330
UA / A2X	Ebony Black	38743	91151
YZ / UB	White	44093	11366

B/C-Basecoat/Clearcoat Color.....(M)-Midcoat color for 3-Stage application.
 These colors are intended to be used only as a reference, and may not be exact representations of mixed or applied color.

2002 CAR COLORS



Interior

AYC
M4264J



54288
Med Prairie Tan

BJ4



58189
Med Dark Parchment

BJA



57625
Light Parchment

BJC



57626
Med Parchment

JA6
M4149J



32963
Black

ZHE
M4205J



42878
Ebony

ZU4
M4238J



50699
Med Dark Graphite

ZU5
M4253J



51175
Dark Graphite

ZUC
M4245J



50648
Med Graphite

Cladding

TK
M7020A
B/C



SW 60588
Mineral Gray Met

TP
M6853A
B/C



SW 53720
Med Gray Met

ACRA



SW 62395
Med Titanium

ZJWA



SW 62397
Storm Gray

Miscellaneous

M6388G



40131
Black

Wheel

B/C



46574
Sparkle Silver Met

B/C



49680
Silver Met



64272
Lightning Silver Met

Underhood

M6513D



44610
Twilight Blue

M6514D



44611
White

M6517D



44614
Vermilion

M6518D



44615
Taupe

M519D



44616
Black

M6534D



44621
Titanium

M6539D



44626
Sandalwood

M6579D



45428
Smoke

M6726D



49797
Laser Red

B/C-Basecoat/Clearcoat Color

These colors are intended to be used only as a reference, and may not be exact representations of mixed or applied color.

2002 CAR COLORS



mazda
(Cont'd.)

Underhood

M6745D



50706
Bright Sapphire

M6972D



57885
Estate Green

M6973D



57866
Light Parchment Gold

M6980D



57870
Chestnut

Tu-Tone Combination Codes

Tu-Tone Code	Make/Model	Upper Color	SW #	WE #	Lower Color	SW #	WE #
26G	Millenia	25D	64256/64257	NA	4F	50381	76405
A3H	Millenia	A3F	31029	91089	20D	57845	86223

Model Year Designation (10th character of VIN number)

Code	Year
2	2002
1	2001
Y	2000
X	1999
W	1998
V	1997
T	1996
S	1995
R	1994
P	1993
N	1992
M	1991

Assembly Plant Codes (11th character of VIN number)

Plant Code	Plant
0	Hiroshima, Japan
1	Hofu, Japan
5	Flat Rock, Michigan
T	Edison, New Jersey
U	Louisville, Kentucky


MERCEDES-BENZ

029
B/C



SW 60648
WE 86274
Silver Met

033
B/C




SW 62930
WE 76713
Espresso Met

036
B/C



SW 64436
WE 76731
Cashmere Met

040



SW 58311
WE 91161
Black

143



SW 56509
WE 11536
Glacier White

182
B/C



SW 60649
WE 35963
Almandine Black Met

189
B/C



SW 53160
WE 95179
Black Opal Met

197
B/C



SW 56680
WE 95196
Obsidian Black Met

B/C=Basecoat/Clearcoat Color.

These colors are intended to be used only as a reference, and may not be exact representations of mixed or applied color.

2002 CAR COLORS



MERCEDES-BENZ (Cont'd.)

247
B/C



SW 62931
WE 66271
Mystic Green Met

257
B/C



SW 58468
WE 57486
Dark Turquoise Met

339
B/C



SW 53158
WE 57199
Royal Indigo Met

345
B/C



SW 62932
WE 57574
Orion Blue Met

347
B/C



SW 60651
WE 57528
Horizon Blue Met

352
B/C



SW 56681
WE 57398
Bahama Blue Met

359
B/C



SW 62933
WE 57575
Capri Blue Met

372
B/C



SW 61536
WE 57573
Sapphire Blue Met

486
B/C



SW 60652
WE 76686
Bourbon Met

487
B/C



SW 64431
WE 36008
Paprika Met

548
B/C



SW 58469
WE 35944
Firemist Met

567
B/C



SW 58470
WE 35945
Bordeaux Red Met

586
B/C



SW 58471
WE 31858
Magma Red

685



SW 56511
WE 21776
Sunburst Yellow

693
B/C



SW 60653
WE 86275
Desert Silver Met

744
B/C



SW 45696
WE 85710
Brilliant Silver Met

753
B/C



SW 60654
WE 86276
Tectite Gray Met

800
B/C



SW 64432
WE 66308
Citron Green Met

810
B/C



SW 62934
WE 66272
Laguna Green Met

814
B/C



SW 56512
WE 57397
Mineral Green Met

816
B/C



SW 64433
WE 66309
Everest Green Met

904
B/C



SW 39121
WE 51272
Midnight Blue

935
B/C



SW 56513
WE 57400
Quartz Blue Met

941
B/C



SW 62935
WE 57576
Wedgewood Blue Met

960
B/C



SW 64434
WE 11595
Alabaster White

994
B/C



SW 64435
WE 36009
Amethyst Violet Met

Model Year Designation (10th character of VIN number)

Code	Year
2	2002
1	2001
Y	2000
X	1999
W	1998
V	1997
T	1996
S	1995
R	1994
P	1993
N	1992
M	1991

Assembly Plant Codes (11th character of VIN number)

Plant Code	Plant
A	Vance, Alabama
A, B, C, D or E	Sindelfingen, Germany
F, G or H	Bremen, Germany
J	Rastatt, Germany
T	Karmann, Germany
X	Graz, Austria

B/C-Basecoat/Clearcoat Color.

These colors are intended to be used only as a reference, and may not be exact representations of mixed or applied color.

MERCEDES-BENZ

2002 CAR COLORS

MINI

MINI

303
B/C



SW 51412
WE 95170
Cosmos Black Met

668
B/C



SW 59049
WE 91159
Black

850
B/C



SW 64546
WE 11599
Pepper White

851
B/C



SW 64454
WE 31919
Chili Red

853
B/C



SW 64547
WE 57641
Candy Blue

859
B/C



SW 64548
WE 21880
Solid Gold Met

862
B/C



SW 64455
WE 57638
Indi Blue Met

870
B/C



SW 64549
WE 57642
Electric Blue Met

871
B/C



SW 64550
WE 86355
Dark Silver Met

895
B/C



SW 64456
WE 66313
British Racing Green
Met

899
B/C




SW 64706
WE 11600
Aspen White

900
B/C




SW 64457
WE 86353
Pure Silver Met

901
B/C



SW 64551
WE 66314
Silk Green Met

902
B/C



SW 64458
WE 21879
Liquid Yellow

903
B/C



SW 64552
WE 36017
Velvet Red Met

2002 CAR COLORS



MITSUBISHI



A45
B/C



SW 60609
WE 86283
Franklin Silver Met

A68
B/C



SW 60180
WE 86248
Sterling Silver Met

A69
B/C



SW 53503
WE 86125
Munich Silver Met

A75
B/C



SW 52605
WE 86054
Prescott Gray Pearl

B12
B/C



SW 63477
WE 57625
Flash Blue Pearl

B30
B/C



SW 63478
WE 57626
Chrome Blue Pearl

E02
B/C



SW 54769
WE 76604
Manhattan Beige Pearl

F26
B/C



SW 60802
WE 66261
Sequoia Green Pearl

F52
B/C



SW 62308
WE 66273
Martinique Green Pearl

G13
B/C



SW 56514
WE 66133
Zealand Green Pearl

G41
B/C



SW 60734
WE 66257
Sherwood Green Met

H32
B/C



SW 63479
WE 86327
Titanium Pearl

N40



SW 60611
WE 11574
Vail White

P78
B/C



SW 52255
WE 35732
Cambridge Red Pearl

P85



SW 52609
WE 31745
Phoenix Red

R20
Tinted
C/C



SW 62309 49762
WE Not Available
Rio Red Pearl

R28
B/C



SW 58725
WE 35946
Richmond Red Pearl

R70
B/C




SW 60612
WE 35970
Patriot Red Pearl

R87
B/C



SW 46326
WE 31648
Saronno Red

S23
B/C



SW 56098
WE 76617
Bodega Beige Met

S74
B/C



SW 52773
WE 76539
Sudan Beige Met

T10
B/C



SW 63654
WE 51893
Pacific Blue

T11
B/C



SW 64051
WE 57627
Memphis Blue Pearl

T38
B/C



SW 56223
WE 57487
Royal Blue Pearl

W09



SW 38773
WE 11269
Summit White

W13
(3-Stage)



SW 64052 64053 (M)
WE Not Available
White Pearl

W38
(3-Stage)



SW 59315 59316 (M)
WE Not Available
Platinum White Pearl

W69
(3-Stage)



SW 60614 60615 (M)
WE Not Available
Dover White Pearl

W75
(3-Stage)



SW 43566 43567 (M)
WE Not Available
Glacier White Pearl

W83



SW 46427
WE 11423
Innsbruck White

X08
B/C



SW 53041
WE 95180
Solano Black Pearl

X13
B/C



SW 34858
WE 91154
Kalapana Black

X42
B/C



SW 62310
WE 95212
Labrador Black Pearl

X48
B/C



SW 60616
WE 95208
Pendleton Black Pearl

Y01
B/C



SW 64054
WE 21876
Lightning Yellow

B/C-Basecoat/Clearcoat Color (M)-Midcoat color for 3-Stage application.
These colors are intended to be used only as a reference, and may not be exact representations of mixed or applied color.



(Cont'd.)


Miscellaneous



63386
Gray Met

Underhood

AC10595



38368
Gray

AC10632



38371
Maroon

AC10757



38376
Dark Blue

AC10795



38377
Red

AC10845



43545
Beige

AC10863



45018
White

AC10903



59982
Black

AC10955



45340
White

AC11235



61215
Light Gray

AC11239



56224
Dark Blue

AC11255




57212
Green

AC11312



59445
Blue

AC11321



59447
White

AC11357



60801
Med Green

CMG
17002



61541
Med Green

CMR
17001



63172
Red

Mitsubishi Exterior / Underhood Compatibility

Exterior Code	SW #	Underhood Code	SW #
A26 / AC11126	50503	AC11235	61215
A60 / AC11169	53503	AC10595	38368
F26 / AC11326	60802	AC11357	60801
F26 / AC11326	60802	CMG17002	61541
G13 / AC11213	56514	AC11255	57212
P78 / AC11178	52255	AC10632	38371
P85 / AC11185	52609	AC10795	38377
R20 / CMR10020	62309 / 49762	CMR17001	63172
S74 / AC11174	52773	AC10845	43545

Mitsubishi Exterior / Underhood Compatibility

Exterior Code	SW #	Underhood Code	SW #
T38 / AC11238	56223	AC11239	56224
T38 / AC11238	56223	AC11312	59445
T38 / AC11238	56223	AC10757	38376
W09 / AC10809	38773	AC11321	59447
W75 / AC10875	43566 / 43567	AC10955	45340
W83 / AC10983	46427	AC10863	45018
X08 / AC11008	53041	AC10903	59982
X42 / AC11342	62310	AC10903	59982

2002 CAR COLORS



(Cont'd.)

Montero / Montero Sport Tu-Tone Combination Codes							
Tu-Tone Code	Model	Upper Color	SW #	WE #	Lower Color	SW #	WE #
G7E	Montero	F26	60802	66261	S74	52773	76539
N8U	Montero	W75	43566/43567	Not Available	A21	45366	85771
P2S	Montero	P78	52255	35732	S74	52773	76539
W0E	Montero	W75	43566/43567	Not Available	S74	52773	76539
X4E	Montero	X08	53041	95180	S74	52773	76539
B1E	Montero Sport	T11	64051	57627	S74	52773	76539
G8E	Montero Sport	G13	56514	66133	S74	52773	76539
N3S	Montero Sport	W09	38773	11269	S74	52773	76539
PA7	Montero Sport	P78	52255	35732	A75	52605	86054
U7H	Montero Sport	A69	53503	86125	A75	52605	86054
X3E	Montero Sport	X08	53041	95180	S74	52773	76539

Model Year Designation (10th character of VIN number)	
Code	Year
2	2002
1	2001
Y	2000
X	1999
W	1998
V	1997
T	1996
S	1995
R	1994
P	1993
N	1992
M	1991

Assembly Plant Codes (11th character of VIN number)	
Plant Code	Plant
E	Normal, Illinois
J or P	Nagoya, Japan
T	Tonsley Park, Australia
U	Mizushima, Japan

NISSAN / INFINITI



	AG2 B/C		AX2 B/C		AX3 B/C	
		SW 38656 WE 31388 Aztec Red		SW 61702 WE 35993 Inferno Red Met		SW 61326 WE 35992 Nouveau Ruby Mica
AX5 B/C	AX8 B/C		AY3 B/C		BA / P4 AP4 B/C	BB / X3 BX3 B/C
		SW 61881 WE 35994 Merlot Pearl		SW 63910 WE 36014 Molten Lava Met		SW 51231 WE 35733 Sunset Red Met
		SW 63306 WE 36005 Royal Cabernet Met				SW 60589 WE 57551 Windsor Blue Met
BJ / J1 JT1 B/C	BK / L2 KL2 B/C		BK / X1 KX1 B/C		BK / X5 KX5 B/C	BQ / V0 QV0 B/C
		SW 53723 WE 66102 Evergreen Dusk Met		SW 60588 WE 86293 Smoked Silver Met		SW 44093 WE 11366 Nordic White
		SW 43638 WE 85650 Quicksilver Met		SW 63399 WE 86324 Shadow Gray Met		



B/C=Basecoat/Clearcoat Color.

These colors are intended to be used only as a reference, and may not be exact representations of mixed or applied color.

NISSAN / INFINITI



(Cont'd.)

		BV6 B/C		BW5 B/C		BW9 B/C	
			SW 58541 WE 57488 Bayshore Blue Met		SW 61000 WE 57618 Twilight Blue Met		SW 60382 WE 57514 Majestic Blue Pearl
BX4 B/C		BX5 B/C		BX6 B/C		BY / VO YVO B/C	
			SW 61688 WE 57593 Opal Blue Met		SW 61703 WE 57595 Out Of The Blue Met		SW 57338 WE 76659 Natural Beige Met
			SW 61689 WE 51886 Just Blue		SW 61690 WE 57594 Electric Blue Met		
BY1 B/C		BY2 B/C		CR0 B/C		CV0 B/C	
			SW 63911 WE 57620 Vibrant Blue Met		SW 53013 WE 76535 Tuscan Beige Met		SW 59929 WE 76680 Sand Dune Met
			SW 63813 WE 51894 Shock Blue		SW 59926 WE 76679 Iced Cappuccino Met		
CY1 B/C		DR2 B/C		DT2 B/C		DW6 B/C	
			SW 63814 WE 45268 Sedona Met		SW 56675 WE 66200 Hunter Green Met		SW 60027 WE 66223 Alpine Green Met
			SW 56051 WE 66199 Sherwood Green Met				SW 63495 WE 65302 Mystic Emerald Met
ET1 B/C		EVO B/C		EW3 B/C		EX1 B/C	
			SW 56640 WE 76626 Autumn Bronze Pearl		SW 60381 WE 21862 Solar Yellow		SW 61701 WE 76719 Gold Rush Met
			SW 58543 WE 76672 Sunlit Sand Met				SW 63308 WE 25462 Golden Sand Met
EY1 B/C		FX0 B/C		FY0 B/C		JW0 B/C	
			SW 63496 WE 25461 Velvet Beige Met		SW 63497 WE 66303 Seascape Met		SW 60132 WE 66241 Millenium Jade Met
			SW 63309 WE 66301 Tungsten Blue Met				SW 41101 WE 91152 Super Black
KL0 B/C		KR3 B/C		KR4 B/C		KT3 B/C	
			SW 46320 WE 85775 Silver Crystal Met		SW 53915 WE 86171 Titanium Met		SW 56366 WE 86158 Sterling Mist Met
			SW 55894 WE 25395 Silver Sage Pearl				SW 59555 WE 86255 Gray Lustre Met
KV8 B/C		KV9 B/C		KX0 B/C		KX6 B/C	
			SW 59839 WE 86253 Silver Ice Met		SW 60813 WE 76718 Bronzed Gray Met		SW 63635 WE 76729 Desert Platinum Met
			SW 59928 WE 86257 Radium Silver Met				SW 63784 WE 86339 Chrome Silver Met

B/C-Basecoat/Clearcoat Color.

These colors are intended to be used only as a reference, and may not be exact representations of mixed or applied color.

2002 CAR COLORS



NISSAN / INFINITI

NISSAN / INFINITI

(Cont'd.)



KY1
B/C



SW 63498
WE 86338
Sheer Silver Met

KY2
B/C



SW 63499
WE 76728
Polished Pewter Met

KY4
B/C



SW 63912
WE 86340
Molten Silver Met

QM1

QT1
(3 Stage)



SW 56676 56677 (M)
WE Not Available
Avalanche Pearl

QX1
(3 Stage)



SW 63312 63313(M)
WE Not Available
New White Pearl

QX3
(3 Stage)



SW 62330 62331 (M)
WE Not Available
Satin White Pearl

TV3
B/C



SW 61007
WE 57619
Maui Blue Met



Z13
B/C

SW 64104
WE 66304
Mystic Green Met

Nissan / Infiniti Exterior / Underhood Compatibility

Exterior Code	SW #	Underhood Code	SW #
AP4	51231	M6518D	44615
AP4	51231	M6726D	49797
AX5	61881	A01T2	63380
AX8	63306	A01M1	64116
BV6	58541	K01W1	63333
BV6	58541	K01W2	63365
BW5	61000	B01M1	63374
BW9	60382	K01T2	63330
BX3	60589	M6513D	44610
BX3	60589	M6519D	44616
CR0	53013	E01W1	63332
DR2	56051	K01W1	63333
DR2	56051	K01W2	63365
DT2	56675	D01M1	63369
DT2	56675	E01M1	63338
ET1	56640	K01T2	63330
EVO	58543	E01M2	63327
EVO	58543	E01T2	63367
JW0	60132	D01T2	63329
JW0	60132	D02M1	63337
KH3	41101	K01M1	63362
KH3	41101	K01M2	63364
KH3	41101	K01T2	63330
KH3	41101	K01W1	63333
KH3	41101	K01W2	63365

Nissan / Infiniti Exterior / Underhood Compatibility

Exterior Code	SW #	Underhood Code	SW #
KL0	46320	K02T2	63331
KR3	55894	E01W1	63332
KR4	53915	K02T2	63331
KL2	43638	M6534D	44621
KR4	53915	K03M1	63353
KR4	53915	K03M2	63356
KT3	56366	K02T2	63331
KV3	59555	K01T2	63330
KX1	60588	M6519D	44616
KX1	60588	M6785D	52712
KX5	63399	M6579D	45428
KX6	63635	K03M2	63356
KY0	63784	K02T2	63331
QM1	50658	K03W1	63355
QM1	50658	K04W2	63351
QT1	56676 / 56677	K03T2	63354
QV0	44093	M6514D	44611
QX1	63313	K03T2	63354
QX1	63313	K05M2 / M1L	64118
QX1	63313	K05M2 / M2L	64119
TV3	61007	K01T2	63330
YV0	57338	M6534D	44621
YV0	57338	M6973D	57866

B/C-Basecoat/Clearcoat Color (M)-Midcoat color for 3-Stage application.
These colors are intended to be used only as a reference, and may not be exact representations of mixed or applied color.



2002 CAR COLORS

NISSAN / INFINITI



(Cont'd.)

Wheel

KL2
B/C



43638
Silver Met.

Interior

PC17



63344
Dark Blond

PC35



63345
Blond

PC53



60331
Dark Mink

PC54



58105
Light Mink

PC62



63340
Beige

PG05



63341
Charcoal

PK26



63342
Dark Dusk

PK27



63343
Dusk

PK31



63343
Dark Sage

PK32



63346
Sage

PK52



60332
Dark Portland

PK55



63347
Midnight

PK57



58387
Med Portland

PK66



63339
Gray

Underhood

A01M1



64116
Dark Red

A01T2



63380
Dark Red

B01M1




63374
Dark Blue

D01M1



63369
Dark Green

D01T2




63329
Grayish Green

D02M1



63337
Light Green

E01M1




63338
Beige

E01M2



63327
Beige

E01T2



63367
Beige

E01W1



63332
Beige

K01M1



63362
Black

K01M2



63364
Black

K01T2




63330
Black

K01W1



63333
Black

K01W2



63365
Black

K02T2



63331
Gray

K03M1



63353
Gray

K03M2



63356
Gray

B/C-Basecoat/Clearcoat Color.

These colors are intended to be used only as a reference, and may not be exact representations of mixed or applied color.

2002 CAR COLORS



NISSAN / INFINITI

NISSAN / INFINITI (Cont'd.)



Underhood

K03T2

K03W1



63354
White

63355
White

K04W2



63351
White

K05M2



64118
White

K05M2



64119
White

M6513D



44610
Twilight Blue

M6514D

44611
White

M6518D



44615
Taupe

M6519D



44616
Black

M6534D



44621
Silver

M6579D



45428
Smoke

M6726D



49797
Laser Red

M6785D



52712
Dark Cypress Gold

M6973D



57866
Light Parchment Gold

Bumper/ Fascia

AG64



45280
Gray

KR2



53687
Dark Titanium

Grille

AG02
B/C



58328
Dark Gray Met

AG03
B/C



58536
Med Gray Met

AG64



45280
Gray

Running Boards

LK95



63387
Graphite Met

LK98



62300
Silver Met

Miscellaneous

AG01



44034
Black

AG05
B/C



58538
Med Gray Met

AG64



45280
Gray

JASA



58097
Blackout

YGYA



40131
Blackout

B/C-Basecoat/Clearcoat Color.

These colors are intended to be used only as a reference, and may not be exact representations of mixed or applied color.



2002 CAR COLORS

NISSAN / INFINITI (Cont'd.)



Tu-Tone Combination Codes							
Tu-Tone Code	Make/Model	Upper Color	SW #	WE #	Lower Color	SW #	WE #
B1 / W4	Quest	BJ / T1 (JT1)	53723	66102	BY / V0 (YV0)	57338	76659
B1 / X2	Quest	BK / X1 (KX1)	60588	86293	BY / V0 (YV0)	57338	76659
B1 / X3	Quest	BB / X3 (BX3)	60589	57551	BK / L2 (KL2)	43638	85650
B1 / Y5	Quest	BK / X5 (KX5)	63399	86324	BK / L2 (KL2)	43638	85650
B9 / P4	Quest	BA / PA (AP4)	51231	35733	BK / L2 (KL2)	43638	85650
MX1	QX4	KX0	60813	76718	CR0	53013	76535
MY0	QX4	QX1	63312/63313	Not Available	KR3	55894	25395
MY1	QX4	JW0	60132	66241	KR3	55894	25395
MY2	QX4	KH3	41101	91152	KX0	60813	76718

Model Year Designation (10th character of VIN number)

Code	Year
2	2002
1	2001
Y	2000
X	1999
W	1998
V	1997
T	1996
S	1995
R	1994
P	1993
N	1992
M	1991

Assembly Plant Codes (11th character of VIN number)

Plant Code	Plant
C	Smyrna, Tennessee
U	Zama, Japan
X	Nissha-Hiratsuka, Japan
W	Kyushyu, Japan
L	Aguascalientes / Cuernavaca, Mexico
T	Oppama, Japan
M	Tochigi, Japan
4	Aichi, Japan
5	Murayama, Japan
9	Fujijyu, Japan
D	Avon Lake, Ohio



		 12G 12Q SW 50086 WE 21695 Speed Yellow	 1A9 1A8 B/C SW 63396 WE 45263 Zanzibar Red Met	 22D B/C SW 42443 WE 86066 Slate Gray Met
 22E B/C SW 42448 WE 66008 Forest Green Met	 23F B/C SW 46735 WE 86069 Slate Gray Met	 2A2 2A1 B/C SW 60989 WE 66246 Rainforest Green Met	 37U 38U B/C SW 45661 WE 56031 Cobalt Blue Met	 37W 39C B/C SW 45656 WE 56032 Midnight Blue Met
 3A9 3A8 B/C SW 63295 WE 57577 Lapis Blue Met	 6A7 6A6 B/C SW 63297 WE 86310 Meridian Met	 685 684 B/C SW 63298 WE 86311 Seal Gray Met	 738 744 B/C SW 45663 WE 95149 Black Pearl	 747 741 SW 59051 WE 91166 Black

B/C-Basecoat/Clearcoat Color.

These colors are intended to be used only as a reference, and may not be exact representations of mixed or applied color.

2002 CAR COLORS



PORSCHE

(Cont'd.)

84A
80K



SW 60991
WE 31903
Guards Red

8A4
8A3
B/C



SW 63296
WE 35987
Orient Red Met

92E
92M
B/C



SW 45654
WE 85745
Polar Silver Met

92U
92T
B/C



SW 54898
WE 86139
Arctic Silver Met

B9A
B/C



SW 64486
WE 11597
Carrara White

Model Year Designation (10th character of VIN number)

Code	Year
2	2002
1	2001
Y	2000
X	1999
W	1998
V	1997
T	1996
S	1995
R	1994
P	1993
N	1992
M	1991

Assembly Plant Codes (11th character of VIN number)

Plant Code	Plant
S	Stuttgart, Germany

SAAB

170




SW 59059
WE91167
Black

257
B/C



SW 54829
WE57339
Midnight Blue Met

264
B/C



SW 57053
WE57401
Cosmic Blue Mica

268
B/C



SW 57054
WE86172
Silver Met

273
B/C




SW 60968
WE66237
Sun Green Met

278
B/C



SW 62968
WE31915
Laser Red

279
B/C



SW 62969
WE86314
Steel Gray Met

283
B/C



SW 64210
WE11596
Polar White


286
B/C



SW 64211
WE76732
Hazelnut Met

Wheel

B/C



SW 62341
Light Silver Met

Bumper Fascia

281
B/C



SW 60689
Gray Met

B/C-Basecoat/Clearcoat Color.

These colors are intended to be used only as a reference, and may not be exact representations of mixed or applied color.

PORSCHE

SAAB

SAAB

SAAB

Model Year Designation (10th character of VIN number)	
Code	Year
2	2002
1	2001
Y	2000
X	1999
W	1998
V	1997
T	1996
S	1995
R	1994
P	1993
N	1992
M	1991

Assembly Plant Codes (11th character of VIN number)	
Plant Code	Plant
2 or 3	Trollhattan, Sweden
7	Nystad, Finland

Saab Color Compatibility Plan				
EXTERIOR COLOR CODE	COLOR NAME	MODEL	BUMPER/FASCIA	MOLDING
170 SW #59059	Black	Viggen	281 SW #60689	281 SW #60689
268 SW #57054	Silver Metallic	Viggen	281 SW #60689	281 SW #60689
278 SW #62968	Laser Red	Viggen	281 SW #60689	281 SW #60689
279 SW #62969	Steel Gray Metallic	Viggen	281 SW #60689	281 SW #60689

SUBARU

SUBARU

	01G B/C	01X (3-Stage)	02C B/C
	SW 63487 WE 86347 Platinum Silver Met	SW 62286 62287 (M) WE Not Available White Frost Pearl	SW 63490 WE 57629 W R Blue Pearl
07V B/C	08V B/C	09V B/C	18X B/C
SW 63491 WE 66310 Savanna Green Met	SW 63489 WE 57628 Midnight Black Pearl	SW 63488 WE 76733 Graystone Met	SW 64077 WE 36010 Regatta Red Pearl
44A B/C	466 B/C	47A B/C	51E B/C
SW 51108 WE 65911 Wintergreen Met	SW 49615 WE 57082 Deep Sapphire Pearl	SW 53090 WE 95181 Black Diamond Pearl	SW 57587 WE 11550 Aspen White
	54A B/C		
	SW 54503 WE 95192 Black Granite Pearl		

B/C-Basecoat/Clearcoat Color (M)-Midcoat color for 3-Stage application.
 These colors are intended to be used only as a reference, and may not be exact representations of mixed or applied color.

2002 CAR COLORS



SUBARU (Cont'd.)

797
B/C



SW 63537
WE 21877
Blaze Yellow

83N
B/C



SW 58146
WE 66212
Timberline Met

89N
B/C



SW 58148
WE 81403
Titanium Pearl

93H
B/C



SW 60049
WE 25429
Sierra Gold Met

94H
B/C



SW 60050
WE 35955
Sedona Red Pearl

95H
B/C



SW 60051
WE 57511
Blue Ridge Pearl

Underhood



60735
Dark Green



60764
Dark Blue



60765
Dark Red



60766
Black



60767
Med Tan



60768
Light Green




60769
Dark Maroon



60770
Dark Yellow



60773
Med Red



60774
Silky White



60775
Dark Gray



60776
Med Gray



60777
Light Gray



64469
Dark Green

Tu-Tone Combination Codes

Tu-Tone Code	Make/Model	Upper Color	SW #	WE #	Lower Color	SW #	WE #
0A6	Forester/Impreza	07V	63491	66310	09V	63488	76733
0G5	Forester/Impreza	51E	57587	11550	09V	63488	76733
0J3	Forester	01G	63487	86347	UNPAINTED		
0J7	Forester	07V	63491	66310	UNPAINTED		
0L1	Forester/Impreza	94H	60050	35955	09V	63488	76733
0L3	Forester	95H	60051	57511	09V	63488	76733
0V1	Forester	93H	60049	25429	09V	63488	76733
8J5	Forester	51E	57587	11550	UNPAINTED		
9R5	Forester	93H	60049	25429	UNPAINTED		
9R6	Forester	94H	60050	35955	UNPAINTED		
9R7	Forester	95H	60051	57511	UNPAINTED		
0A9	Impreza	08V	63489	57628	09V	63488	76733
0T9	Impreza	01G	63487	86347	09V	63488	76733
0E8	Legacy	01X	62286/62287	Not Available	89N	58148	81403
1Y2	Legacy	18X	64077	36010	89N	58148	81403
8K4	Legacy	83N	58146	66212	89N	58148	81403
8X7	Legacy	444	51108	65911	89N	58148	81403
8Y7	Legacy	54A	54503	95192	89N	58148	81403
8Y8	Legacy	466	49615	57082	89N	58148	81403

B/C-Basecoat/Clearcoat Color.

These colors are intended to be used only as a reference, and may not be exact representations of mixed or applied color.

SUBARU (Cont'd.)

Model Year Designation (10th character of VIN number)	
Code	Year
2	2002
1	2001
Y	2000
X	1999
W	1998
V	1997
T	1996
S	1995
R	1994
P	1993
N	1992
M	1991

Assembly Plant Codes (11th character of VIN number)	
Plant Code	Plant
6, 7	Lafayette, IN (SIA)
G, H	Gunma, Japan (FHI)

SUZUKI

		13C B/C		26U		Z07 B/C			
			SW 58834 WE 91173 Satin Black		SW 36940 WE 11487 Polar White		SW 52579 WE 31749 Victory Red		
Z0A B/C		Z1Z B/C		Z2S B/C		Z2T B/C		Z2U B/C	
	SW 53946 WE 35805 Light Toreador Red Met		SW 56701 WE 57416 Sapphire Blue Met		SW 57799 WE 86233 Silky Silver Met		SW 57800 WE 66203 Grove Green Met		SW 59794 WE 57555 Catseye Blue Met
Z4F B/C		Z5J B/C		Z5K B/C		Z7J B/C		Z7K B/C	
	SW 57775 WE 66179 Cypress Green Met		SW 60934 WE 95209 Bluish Black Pearl		SW 60429 WE 35972 Cassis Red Pearl		SW 60141 WE 57499 Cats Eye Blue Met II		SW 60142 WE 57500 Brilliant Blue Met
Z7T (3-Stage)		Z9F B/C		Z9J B/C		ZA3 B/C		ZA4 B/C	
	SW 63460 63461 (M) WE Not Available White Pearl		SW 61433 WE 11582 Bright White		SW 61767 WE 86294 Platinum Silver Met		SW 62963 WE 35995 Burgundy Pearl		SW 62261 WE 76701 Cool Beige Met
ZA5 (3-Stage)		ZC4 B/C		ZC5 B/C		ZC6 B/C		ZC7 B/C	
	SW 63391 63392 (M) WE Not Available White Pearl		SW 63527 WE 66285 Med Green Met		SW 63525 WE 57597 Indigo Blue Met		SW 63526 WE 35996 Med Red Met		SW 63528 WE 76721 Light Bronze Mist Met

B/C-Basecoat/Clearcoat Color. (M)-Midcoat color for 3-Stage application.

These colors are intended to be used only as a reference, and may not be exact representations of mixed or applied color.

2002 CAR COLORS



SUZUKI

ZD9
B/C




SW 63225
WE 66318
Misty Green Met

ZE9
B/C



SW 63652
WE 57644
Lake Blue Met

ZJ3
B/C



SW 64022
WE 95217
Bluish Black Pearl

Wheel



46996
Silver Met



49926
Black



49928
Light Silver Met

Underhood

1CZ




56818
Dark Blue

1LC



59578
White

OF5




52587
Black

OF8



54740
Med Red

OFM



58366
Gray

OFW-2



51281
White

OP1



58192
Green

OP4




60408
Blue

OP5



64017
Light Bronze Mist

Z0C



57713
Light Gray

Z26



56819
Red

ZF1
B/C




62921
Dark Gray

ZC6



63616
Light Gray

ZC7



63617
Med Gray



63618
Dark Gray



63619
Med Tan

Suzuki Exterior / Underhood Compatibility

Exterior Code	SW #	Underhood Code	SW #
1SC	58834	OF5	52587
26U	36940	1LC	59578
Z07	52579	OF8	54740
Z0A	53946	OF8	54740
Z1Z	56701	1CZ	56818
Z1Z	56701	ZF1	62921
Z2S	57799	Z0C	57713
Z2T	57800	1CZ	56818
Z2T	57800	ZF1	62921
Z2U	59794	1CZ	56818
Z2U	59794	ZF1	62921
Z4F	57775	OP1	58192
Z5J	60934	ZF1	62921
Z5J	60934	1CZ	56818

Suzuki Exterior / Underhood Compatibility

Exterior Code	SW #	Underhood Code	SW #
Z5K	60429	Z26	56819
Z7J	60141	OF5	52587
Z7K	60142	OP4	60408
Z9F	61433	OFW-2	51281
Z9J	61767	OFM	58366
ZA3	62963	Z26	56819
ZA4	62261	Z0C	57713
ZA5	63391 / 63392	1LC	59578
ZC4	63527	OP1	58192
ZC5	63525	OF5	52587
ZC6	63526	OF8	54740
ZC7	63528	OP5	64017
ZE9	63652	Z0C	57713
ZJ3	64022	ZF1	62921

B/C-Basecoat/Clearcoat Color.

These colors are intended to be used only as a reference, and may not be exact representations of mixed or applied color.

SUZUKI (Cont'd.)

SUZUKI

Tu-Tone Combination Codes							
Tu-Tone Code	Make/Model	Upper Color	SW #	WE #	Lower Color	SW #	WE #
No Code	Grand Vitara	Z2U	59794	57555	ZA4	62261	76701
No Code	Grand Vitara	Z2T	57800	66203	ZA4	62261	76701
No Code	Grand Vitara	Z5K	60429	35972	ZA4	62261	76701
L5Y	Esteem	Z1Z	56701	57416	Z2S	57799	86233
L5Z	Esteem	26U	36940	11487	Z2S	57799	86233

Model Year Designation (10th character of VIN number)	
Code	Year
2	2002
1	2001
Y	2000
X	1999
W	1998
V	1997
T	1996
S	1995
R	1994
P	1993
N	1992
M	1991

Assembly Plant Codes (11th character of VIN number)	
Plant Code	Plant
5	Kosai, Japan
6	Ingersoll, Ontario (CAMI)

TOYOTA / LEXUS

	040	051 (3-Stage)	056	
	SW 35000 WE 11204 Super White II	SW 42872 42873 (M) WE Not Available Diamond White Pearl	SW 52893 WE 11486 Natural White	
057 (3-Stage)		062 (3-Stage)		065 (3-Stage)
SW 54857 54858 (M) WE 15158 Golden Pearl	SW 60444 60445 (M) WE Not Available Crystal White Pearl	SW 61870 61871 (M) WE Not Available Ice Pearl	SW 62429 62430 (M) WE Not Available White Gold Pearl	SW 62442 62443 (M) WE Not Available Parchment Crystal Pearl
068 B/C	199 B/C	1B1 B/C	1C0 B/C	1C3 B/C
SW 63315 WE 11598 White	SW 48976 WE 85963 Alpine Silver Met	SW 53074 WE 76537 Champagne Pearl	SW 56793 WE 86200 Millenium Silver Met	SW 57226 WE 66145 Riverock Green Mica
1C4 B/C	1C5 B/C	1C6 B/C	1C7 B/C	1C8 B/C
SW 57927 WE 86220 Silver Opal Met	SW 57924 WE 86315 Silver Strata Met	SW 59271 WE 86284 Graphite Gray Pearl	SW 58581 WE 86236 Thunder Gray Met	SW 58582 WE 86235 Lunar Mist Met

B/C-Basecoat/Clearcoat Color (M)-Midcoat color for 3-Stage application.
These colors are intended to be used only as a reference, and may not be exact representations of mixed or applied color.

TOYOTA / LEXUS

2002 CAR COLORS



TOYOTA / LEXUS

TOYOTA / LEXUS (Cont'd.)

		100 B/C		102 B/C		104 B/C	
			SW 60455 WE 86285 Liquid Silver Met		SW 60464 WE 86295 Thunder Cloud Met		SW 62321 WE 86317 Titanium Met
106 B/C		107 B/C		1E3 B/C		202 B/C	
			SW 62444 WE 86320 Silver Sky Met		SW 64134 WE 86350 Phantom Gray Pearl		SW 57871 WE 91158 Black
			SW 62431 WE 86318 Silver Shadow Pearl				SW 57925 WE 95201 Black Sand Pearl
210 B/C		3K4 B/C		3L5		3M5 B/C	
			SW 60456 WE 57542 Carbon Blue Mica		SW 54291 WE 31797 Radiant Red		SW 56742 WE 76627 Sandrift Met
			SW 46144 WE 35555 Sunfire Red Pearl				SW 56752 WE 35870 Cinnabar Pearl
3N2 B/C		3N5 B/C		3N6 B/C		3N8 B/C	
			SW 57227 WE 35893 Mahogany Pearl		SW 58338 WE 35931 Vintage Red Pearl		SW 60173 WE 35988 Sundown Red Pearl
			SW 57928 WE 35926 Red Flame Met				SW 60458 WE 31890 Absolutely Red
3P1 B/C		3P2 B/C		3P4 B/C		3P5 B/C	
			SW 61432 WE 35979 Impulse Red Pearl		SW 62434 WE 86319 Sunset Mist Pearl		SW 62445 WE 76715 Black Walnut Pearl
			SW 61358 WE 35989 Black Cherry Pearl				SW 62446 WE 51887 Concord Shadow Met
3Q2 B/C		3Q3 B/C		3Q4 B/C		4M9 B/C	
			SW 64010 WE 36012 Black Garnet Pearl		SW 64135 WE 76734 Alabaster Met		SW 49702 WE 76391 Cashmere Beige Met
			SW 64147 WE 36011 Salsa Red Pearl				SW 56753 WE 76640 Burnished Gold Met
4P7 B/C		4Q2 B/C		4Q5 B/C		4Q8 B/C	
			SW 58336 WE 25415 Mystic Gold Met		SW 60579 WE 25437 Gold Dust Met		SW 62448 WE 76720 Egyptian Sand Pearl
			SW 60451 WE 76682 Desert Sand Mica				SW 49703 WE 21682 Solar Yellow
583 B/C		585 B/C		586 B/C		587 B/C	
			SW 60459 WE 25436 Satin Gold Met		SW 61827 WE 76714 Vintage Gold Met		SW 62449 WE 25447 Dorado Gold Pearl
			SW 60462 WE 25430 Cibola Gold Met				SW 45931 WE 65781 Silver Spruce Met





























B/C-Basecoat/Clearcoat Color.

These colors are intended to be used only as a reference, and may not be exact representations of mixed or applied color.

2002 CAR COLORS

TOYOTA / LEXUS (Cont'd.)

TOYOTA / LEXUS

	6Q7 B/C		6R1 B/C		6R4 B/C	
		SW 56660 WE 66114 Imperial Jade Mica		SW 57230 WE 66147 Woodland Green Pearl		SW 57926 WE 66242 Electric Green Mica
6R6 B/C	6S3 B/C		6S5 B/C		6S6 B/C	
		SW 60447 WE 66243 Mineral Green Mica		SW 62304 WE 66275 Mystic Sea Opal Mica		SW 64148 WE 66311 Aspen Green Pearl
						
		SW 61872 WE 66274 Rainforest Pearl		SW 62432 WE 66276 Midnight Pine Pearl		
760 B/C	761 B/C		772 B/C		8K8 B/C	
		SW 56258 WE 57371 Mystic Teal Mica		SW 64140 WE 57635 Starlight Pearl		SW 52994 WE 57403 Atlantis Blue Mica
						
		SW 57085 WE 66277 Aqua Ice Opal Met		SW 52884 WE 57203 Brilliant Blue Pearl		
8L7 B/C	8L9 B/C		8M6 B/C		8N6 B/C	
		SW 53072 WE 57206 Stellar Blue Pearl		SW 56754 WE 57396 Spectra Blue Mica		SW 60454 WE 57541 Sailfin Blue Pearl
						
		SW 54872 WE 95193 Denim Blue Mica		SW 60728 WE 57578 Bluestone Met		
8N8 B/C	8P2 B/C		8P4 B/C		8P5 B/C	
		SW 60174 WE 57632 Intense Blue Pearl		SW 61272 WE 57579 Indigo Ink Pearl		SW 61273 WE 86316 Blue Vapor Met
						
		SW 60460 WE 57543 Seafoam Blue Met		SW 61873 WE 57580 Blue Moon Pearl		
8P7 B/C	8P8 B/C		8P9 B/C		8Q0 B/C	
		SW 63318 WE 57633 Platinum Blue Pearl		SW 62452 WE 57582 Blue Marlin Pearl		SW 64136 WE 57634 Catalina Blue Pearl
						
		SW 62433 WE 57581 Blue Onyx Pearl		SW 62453 WE 57583 Stratosphere Mica		

Wheel

B/C



62634
Silver Met

Bumper/ Fascia

196
B/C



47605
Pewter Pearl

U1D2
B/C



60464
Dark Gray Met

UCA46
B/C



46754
Light Grayish Beige
Met

UCA76
B/C



51188
Med Gray Met

B/C=Basecoat/Clearcoat Color.

These colors are intended to be used only as a reference, and may not be exact representations of mixed or applied color.

2002 CAR COLORS



TOYOTA / LEXUS

TOYOTA / LEXUS (Cont'd.)

Cladding

			U057 (3-Stage)		U1A2 B/C				
				54857 54858 (M) Golden Pearl		49701 Light Anthracite Met			
U1A3 B/C		U1B9 B/C		U1C0 B/C		U1C7 B/C		U1C8 B/C	
	53001 Silver Met		56738 Quicksilver Fx Met		56793 Millenium Silver Met		58581 Thunder Gray Met		58582 Lunar Mist Met
U1D2 B/C		U1D6 B/C		U202 B/C		U3K4 B/C		U587 B/C	
	60464 Dark Gray Met		62444 Silver Sky Met		57871 Black		46144 Sunfire Red Pearl		62449 Dorado Gold Pearl
U8L7 B/C		UCA31 B/C		UCAB7 B/C		UCAB8 B/C		UCAD7 B/C	
	53072 Stellar Blue Pearl		44157 Dark Gray Met		57528 Med Gray Met		57453 Gray Met		62454 Warm Silver Met
UCAD8 B/C		UCAF0 B/C		UCAF2 B/C		UCAF3 B/C		UCAF4 B/C	
	62455 Cool Silver Met		62435 Light Silver Met		62437 Light Taupe Met		62438 Blue Met		62439 Dark Blue Met

Underhood

			5012		5020				
				59135 White		59949 White			
						60718 White			
5028		5031		5101		5170		5177	
	59586 White		57851 White		57668 Gray		58348 Light Gray		57531 Light Gray
5182		5185		5201		5372		5379	
	60719 Med Gray		59599 Light Gray		57384 Black		57530 Dark Red		58330 Dark Red

B/C-Basecoat/Clearcoat Color.....(M)-Midcoat color for 3-Stage application.
These colors are intended to be used only as a reference, and may not be exact representations of mixed or applied color.

2002 CAR COLORS

TOYOTA / LEXUS

TOYOTA / LEXUS Underhood (Cont'd.)



Toyota / Lexus Exterior / Underhood Compatibility			
Exterior Code	SW #	Underhood Code	SW #
040	35000	5020	59949
040	35000	8006	57667
040	35000	8004	58343
051	42872 / 42873	5028	59586
051	42872 / 42873	7010	59141
056	52893	5012	59135
056	52893	5027	60718
057	54857 / 54858	5031	57851
199	48976	5101	57668
199	48976	5170	58348
199	48976	8001	57393
199	48976	8101	59951
199	48976	8105	57732
1C0	56793	5177	57531
1C0	56793	5185	59599
1C3	57226	5661	59945

Toyota / Lexus Exterior / Underhood Compatibility			
Exterior Code	SW #	Underhood Code	SW #
1C7	58581	5182	60719
202	57871	5201	57384
3K4	46144	5372	57530
3K4	46144	5379	58330
3K4	46144	5396	58349
3N1	56752	5397	59940
3N1	56752	53B8	59958
3N2	57227	5380	59946
4M9	49702	5472	57397
4M9	49702	54A6	59584
4P2	56753	54B6	57731
6M3	45931	5670	60723
6R1	57230	56A3	58342
8L4	52994	5881	57852
8L7	53072	5899	58333

2002 CAR COLORS



TOYOTA / LEXUS

TOYOTA / LEXUS (Cont'd.)

Tu-Tone Combination Codes							
Tu-Tone Code	Make/Model	Upper Color	SW #	WE #	Lower Color	SW #	WE #
2FC	Tundra	6Q7	56660	66114	1C7	58581	86236
K72	4Runner	056	52893	11486	U1C0	56793	86200
K73	4Runner	1C0	56793	86200	U1C0	56793	86200
KA3	4Runner	202	57871	91158	U202	57871	91158
KF7	4Runner	057	54857 / 54858	15158	U057	54857 / 54858	15158
KF8	4Runner	1C0	56793	86200	U1D2	60464	86295
KF9	4Runner	1D2	60464	86295	U1D2	60464	86295
KG0	4Runner	1D2	60464	86295	U1C0	56793	86200
KG1	4Runner	202	57871	91158	U1D2	60464	86295
KG2	4Runner	3K4	46144	35555	U1D2	60464	86295
KG4	4Runner	587	62449	25447	U587	62449	25447
KG6	4Runner	6Q7	56660	66114	U1D2	60464	86295
KG9	4Runner	8L7	53072	57206	U1D2	60464	86295
KH6	4Runner	3K4	46144	35555	U3K4	46144	35555
KH7	4Runner	8L7	53072	57206	U8L7	53072	57206

Model Year Designation (10th character of VIN number)

Code	Year
2	2002
1	2001
Y	2000
X	1999
W	1998
V	1997
T	1996
S	1995
R	1994
P	1993
N	1992
M	1991

Assembly Plant Codes (11th character of VIN number)

Plant Code	Plant
U	Georgetown, Kentucky
Z	Fremont, CA (NUMMI)
C	Cambridge, Ontario
S	Princeton, Indiana
2	Motomachi, Japan
1	Tahara, Japan
1	Tsutsumi, Japan
1	Takaoka, Japan
1	Nagakusa, Japan
1	Sagamihara, Japan
1	Hamura, Japan
1	Fujimatsu, Japan

2002 CAR COLORS

TOYOTA / LEXUS (Cont'd.)

Toyota / Lexus Color Compatibility Plan

EXTERIOR COLOR CODE	COLOR NAME	MODEL	CLADDING	BUMPER/FASCIA	RUNNING BOARD
040 SW #35000	Super White II	Rav4	U1B9 / SW #56738		
		Sienna	UCAD8 / SW #62455		
		Sienna LE Symphony - Special Edition	UCAD7 / SW #62454		
056 SW #52893	Natural White	4Runner	U1C0 / SW #56793		
		Land Cruiser		UCA46 / SW #46754	
		Rav4	U1A3 / SW #53001	196 / SW #47605	
		Sequoia		UCAD7 / SW #62454	UCAD7 / SW #62454
057 SW #54857 / 54858	Golden Pearl	4Runner	U057 / SW #54857/54858		
		LX470	U057 / SW #54857/54858		
064 SW #61870 / 61871	Ice Pearl	Rav4		196 / SW #47605	
065 SW #62429 / 62430	White Gold Pearl	RX300	UCAF0 / SW #62435		
199 SW #48976	Alpine Silver Metallic	Rav4	U1A3 / SW #53001		
1B1 SW #53074	Champagne Pearl	Land Cruiser		UCA46 / SW #46754	
1C0 SW #56793	Millenium Silver Metallic	4Runner	U1C0 / SW #56793		
		Rav4	U1B9 / SW #56738		
		RX300	UCAB8 / SW #57453		
1C3 SW #57226	Riverrock Green Mica	Land Cruiser		UCA76 / SW #51188	
		LX470	UCA76 / SW #51188		
1C7 SW #58581	Thunder Gray Metallic	Sequoia		UCAD7 / SW #62454	UCAD7 / SW #62454
1C8 SW #58582	Lunar Mist Metallic	Sienna LE Symphony - Special Edition	U1C8 / SW #58582		
1D2 SW #60464	Thunder Cloud Metallic	4Runner	U1D2 / SW #60464		
		Land Cruiser		U1D2 / SW #60464	
1D4 SW #62321	Titanium Metallic	Rav4		196 / SW #47605	
1D6 SW #62444	Silver Sky Metallic	Sequoia		U1D6 / SW #62444	U1D6 / SW #62444
1D7 SW #62431	Silver Shadow Pearl	Sienna	UCAD7 / SW #62454		
202 SW #57871	Black	4Runner	U1D2 / SW #60464 U202 / SW #57871		
		Land Cruiser		UCA76 / SW #51188	
		LX470	UCA76 / SW #51188		
		Rav4		196 / SW #47605	
		RX300	UCA31 / SW #44157		
		Sequoia		U1C7 / SW #58581	U1C7 / SW #58581
3K4 SW #46144	Sunfire Red Pearl	4Runner	U1D2 / SW #60464 U3K4 / SW #46144		
		Sequoia		UCAD7 / SW #62454	UCAD7 / SW #62454

2002 CAR COLORS



TOYOTA / LEXUS

TOYOTA / LEXUS (Cont'd.)

Toyota / Lexus Color Compatibility Plan					
EXTERIOR COLOR CODE	COLOR NAME	MODEL	CLADDING	BUMPER/FASCIA	RUNNING BOARD
3N2 SW #57227	Mahogany Pearl	Land Cruiser		UCA76 / SW #51188	
3N6 SW #58338	Vintage Red Pearl	Sienna	UCAD7 / SW #62454		
3P1 SW #61432	Impulse Red Pearl	Rav4		196 / SW #47605	
3P4 SW #62434	Sunset Mist Pearl	Rav4	UCAF2 / SW #62437		
3P5 SW #62445	Black Walnut Pearl	Sienna	UCAD7 / SW #62454		
4M9 SW #49702	Cashmere Beige Metallic	LX470	UCA46 / SW #46754		
4P2 SW #56753	Burnished Gold Metallic	RX300	U1A2 / SW #49701		
4Q2 SW #60451	Desert Sand Mica	Sequoia		UCAD7 / SW #62454	UCAD7 / SW #62454
		Sienna	UCAD7 / SW #62454		
		Sienna LE Symphony - Special Edition	UCAD7 / SW #62454		
586 SW #61827	Vintage Gold Metallic	Rav4		196 / SW #47605	
587 SW #62449	Dorado Gold Pearl	4Runner	U587 / SW #62449		
6Q7 SW #56660	Imperial Jade Mica	4Runner	U1D2 / SW #60464		
		Land Cruiser		UCA76 / SW #51188	
		Sequoia		U1C7 / 58581	U1C7 / 58581
6R1 SW #57230	Woodland Green Pearl	RX300	UCAB7 / SW #57528		
		Sienna	UCAD7 / SW #62454		
6R6 SW #60447	Mineral Green Mica	RX300	UCAB7 / SW #57528		
6S3 SW # 61872	Rainforest Pearl	Rav4		196 / SW #47605	
6S5 SW #62304	Mystic Sea Opal Mica	LX470	UCA76 / SW #51188		
8L4 SW #52994	Atlantis Blue Mica	Land Cruiser		UCA76 / SW #51188	
8L7 SW #53072	Stellar Blue Pearl	4Runner	U1D2 / SW #60464 U8L7 / SW #53072		
8L9 SW #54872	Denim Blue Mica	Sienna	UCAD8 / SW #62455		
8M6 SW #56754	Spectra Blue Mica	Rav4		196 / SW #47605	
8N7 SW #60454	Sailfin Blue Pearl	Sienna	UCAD8 / SW #62455		
8P4 SW #61272	Indigo Ink Pearl	RX300	UCAF4 / SW #62439		
8P6 SW #61273	Blue Vapor Metallic	LX470	UCA76 / SW #51188		
		RX300	UCAF3 / SW #62438		
8P9 SW #62452	Blue Marlin Pearl	Sequoia		U1D6 / SW #62444	U1D6 / SW #62444
8Q0 SW #62453	Stratosphere Mica	Sienna	UCAD8 / SW #62455		

2002 CAR COLORS

VOLKSWAGEN

VOLKSWAGEN



		L041		LA1W B/C		LA5W B/C	
			SW 58310 WE 91168 Black		SW 62879 WE 76716 Mojave Beige Met		SW 62880 WE 57584 Blue Lagoon Met
LA6W B/C		LA7W B/C		LA9B		LB3Y B/C	
			SW 62881 WE 66278 Fresco Green Pearl		SW 56352 WE 11523 Cool White		SW 60618 WE 57533 Indigo Blue Pearl
							
			SW 60586 WE 86289 Reflex Silver Met		SW 56784 WE 35883 Colorado Red Pearl		
LB5R B/C		LB5S B/C		LB5W B/C		LB5X B/C	
			SW 62882 WE 57585 Deep Blue Pearl		SW 62884 WE 57587 Petrol Pearl		SW 62886 WE 66279 Pine Green Pearl
							
			SW 62883 WE 57586 Blue Silver Met		SW 62885 WE 57588 Blue Spirit Pearl		
LB9A		LC3X B/C		LC5R B/C		LC5X B/C	
			SW 50761 WE 11466 Candy White		SW 64150 WE 57630 Marlin Blue Met		SW 57323 WE 66183 Bright Green Pearl
							
			SW 62887 WE 35990 Matchstick Red Pearl		SW 62888 WE 57589 Ink Blue Pearl		
LC6P B/C		LC6W B/C		LC6X B/C		LC7V B/C	
			SW 50095 WE 65872 Emerald Green Pearl		SW 62890 WE 66281 Baltic Green Pearl		SW 50771 WE 95172 Black Magic Met
							
			SW 62889 WE 66280 Rave Green Pearl		SW 57314 WE 57532 Blue Anthracite Pearl		
LD1B B/C		LD10 B/C		LD2B B/C		LD7W B/C	
			SW 56353 WE 21777 Yellow		SW 64153 WE 41320 Snap Orange		SW 64152 WE 86349 Platinum Gray Met
							
			SW 64151 WE 21878 Double Yellow		SW 62891 WE 86321 Silverstone Gray Pearl		
LG3L		LG5V B/C		LG6V B/C		LG9R B/C	
			SW 56355 WE 31831 Red Uni		SW 57166 WE 66138 Cyber Green Met		SW 64154 WE 57631 Riviera Blue Met
							
			SW 62893 WE 57590 Galactic Blue Pearl		SW 56359 WE 86161 Silver Arrow Met		
LW5Y B/C		LY3D		R902			
			SW 57165 WE 57413 Techno Blue Met		SW 46923 WE 11428 Arctic White		
							
			SW 34499 WE 31348 Tornado Red				

B/C-Basecoat/Clearcoat Color.

These colors are intended to be used only as a reference, and may not be exact representations of mixed or applied color.

2002 CAR COLORS



VOLKSWAGEN (Cont'd.)



Model Year Designation (10th character of VIN number)

Code	Year
2	2002
1	2001
Y	2000
X	1999
W	1998
V	1997
T	1996
S	1995
R	1994
P	1993
N	1992
M	1991

Assembly Plant Codes (11th character of VIN number)

Plant Code	Plant
M	Puebla, Mexico
N	Neckarsulm, Germany
W	Wolfsburg, Germany
4	Curitiba, Brazil
E or P	Emden, Germany

VOLKSWAGEN

VOLVO

		019		189		239		
			SW 58716 WE 91169 Black		SW 32770 WE 11249 White		SW 60920 WE 11573 White	
241								
	243			248		329		
			SW 60921 WE 31900 Red	B/C	SW 63101 WE 21871 Panama Yellow	B/C	SW 60924 WE 86282 Silver Met	
							339	
			SW 61695 WE 51895 Dark Blue				B/C	SW 60927 WE 35968 Torch Red Met
343								
	344			346		347		
			SW 63102 WE 57591 Atlantic Blue Met	B/C	SW 64566 WE 95215 Black Sapphire Met	B/C	SW 64314 WE 86357 Titanium Gray Met	
							348	
			SW 63103 WE 76717 Desert Wind Met				B/C	SW 64567 WE 35917 Bamboo Green Met
417								
	426			427		442		
			SW 48136 WE 57016 Nautic Blue Met	B/C	SW 54864 WE 86129 Graphite Gray Met	B/C	SW 60910 WE 76688 Java Pearl	
							443	
			SW 54863 WE 86128 Mystic Silver Met				B/C	SW 58721 WE 86237 Moondust Met
444								
	445			446		447		
			SW 60911 WE 15168 Polar Blue Met	B/C	SW 62928 WE 25454 Ash Gold Met	B/C	SW 62929 WE 66283 Cypress Green Met	
							449	
			SW 60919 WE 35969 Venetian Red Pearl				B/C	SW 62637 WE 66282 Platinum Green Met

B/C-Basecoat/Clearcoat Color.

These colors are intended to be used only as a reference, and may not be exact representations of mixed or applied color.

VOLVO

2002 CAR COLORS

VOLVO (Cont'd.)

VOLVO

450
B/C




SW 63200
WE 57592
Cosmos Blue Met

451
B/C



SW 63201
WE 25455
Maya Gold Met

452
B/C



SW 64568
WE 95216
Black Sapphire Met

453
(3-Stage)




SW 64569 64570 (M)
White Pearl

601



SW 41505
WE 31635
Red

604




SW 43648
WE 51695
North Sea Blue

Molding



SW 64390
Slate



SW 64391
Umber

Model Year Designation (10th character of VIN number)

Code	Year
2	2002
1	2001
Y	2000
X	1999
W	1998
V	1997
T	1996
S	1995
R	1994
P	1993
N	1992
M	1991

Assembly Plant Codes (11th character of VIN number)

Plant Code	Plant
1	Gothenburg, Sweden
2	Gent, Belgium
F	Born, Netherlands
J	Uddevalla, Sweden



AS32702

Printed in Germany