



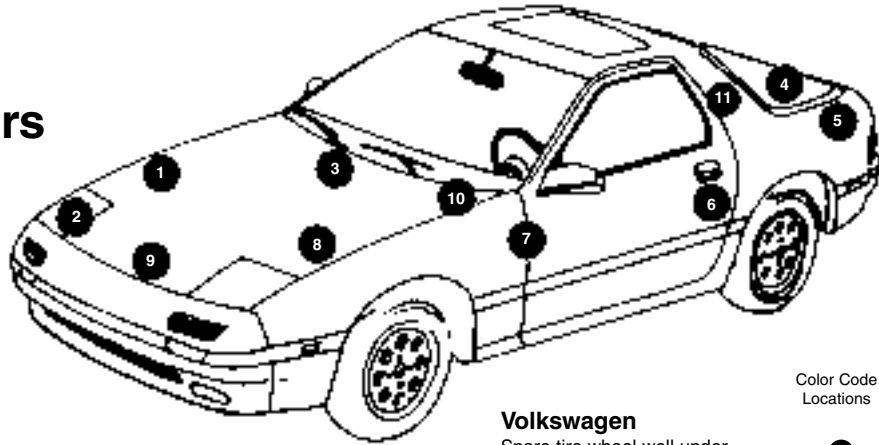
2004

Acura
Audi
BMW
Honda
Hyundai
Infiniti
Isuzu
Jaguar
Kia
Land Rover
Lexus
Maybach
Mazda
Mercedes-Benz
Mini
Mitsubishi
Nissan
Porsche
Saab
Subaru
Suzuki
Toyota
Volkswagen
Volvo

2004

Color Code Locations

For 2003 European Car Colors



Audi

(Inside Rear Compartment)
— under mat or seat back panel or back compartment panel

Color Code Locations

4

BMW

1 – 8

Jaguar

(Driver's Rear Door Jamb and /or Door Edge)

6

Mercedes-Benz

6

Mini

Outside Right Front Strut Tower

1

Porsche

6 – 8 – 10

Land Rover

Range Rover
Discovery
Freelander

Color Code Locations

6

6

6

Saab

9-3 Convertible (Rear Edge of Door)
9-3 Sedan (Inside Glove Box)
9-5 (B-Pillar in Driver's Door Opening)

6

6

Volkswagen

Spare tire wheel well under the carpet in the cargo area

Color Code Locations

4

Volvo

V70

8

S60

8

S80

8

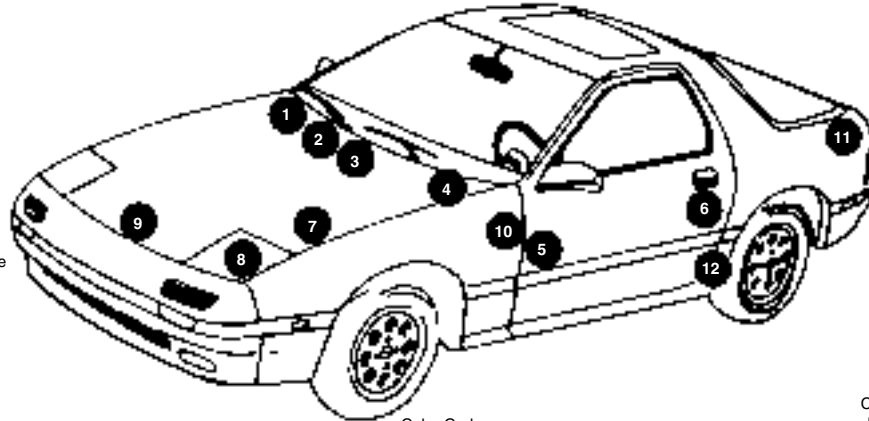
C70

8

S40/V40

3

For 2003 Asian Car Colors



Color Code Locations

Acura (All Models)

(Driver's Door B Pillar)

6

Honda (All Models)

Except Element: Front Edge of Rear Door

6

Hyundai

Accent

12

Sonata

12

Elantra

6

Santa Fe

12

Tiburon

6

XG350

12

Isuzu

Rodeo

4

Trooper

4

Axiom

4

Ascender (Glove Box)

Lexus (All Models)

(Lower Rear Edge of Driver's Door or B-Pillar)

6

Infiniti

Q45

1

QX4

1

I35

3

G35

2

FX35

1

FX45

1

M45

3

Kia

Optima

12

Rio

12

Spectra

12

Sedona

12

Sorento

12

Mazda

Protege / Protege 5

12

Mazdaspeed

12

B Series

6

Miata

12

Millenia

12

MPV

12

Tribute

6

Mazda 6 (Driver's Door B Pillar)

6

Mitsubishi

Eclipse / Eclipse Spyder

2

Galant

3

Montero

1

Diamante

3

Lancer

3

Lancer Evolution VIII

3

Outlander

3

Montero Sport

2

Nissan

Sentra

6

Altima

10

Maxima

3

Frontier

6

Pathfinder

1

Xterra

6

350z

3

Murano

1

Subaru (All Models)

(Strut Tower)

7

Suzuki

Swift (Japan Produced)

3

Swift (Cami Produced)

11

(Top of Spare Tire Cover)

2

Grand Vitara (Japan Produced)

2

Vitara (Cami Produced)

1

Esteem

1

Toyota (All Models)

(Lower Rear Edge of Driver's Door or B-Pillar)

6 – 12

INDEX

Acura	5-7
Audi	46-49
BMW	3-5
Honda	5-7
Hyundai	8-9
Infiniti	28-31
Isuzu	9-12
Jaguar	13-14
Kia	14-16
Land Rover	17-18
Lexus	40-46
Maybach	18
Mazda	19-22
Mercedes-Benz	23-24
Mini	3-5
Mitsubishi	25-27
Nissan	28-31
Porsche	32
Saab	33
Subaru	34-36
Suzuki	36-39
Toyota	40-46
Volkswagen	46-49
Volvo	50-51





































Based on information received from Car Manufacturers, the data contained herein is presumed to be correct. However, we cannot assume responsibility for error or change. These color chips are intended for identification purposes only. They are only representative of the colors and cannot be considered as color standards.

2004 CAR COLORS

SHERWIN-WILLIAMS
AUTOMOTIVE FINISHES

BMW/MINI

BMW / MINI

	300 B/C		303 B/C		314 B/C		317 B/C			
		SW 50209 WE 11457 Alpine White III		SW 51412 WE 95170 Cosmos Black Met		SW 50210 WE 31719 Bright Red		SW 49858 WE 57112 Orient Blue Met		
335 B/C			349 B/C		354 B/C		362 B/C		364 B/C	
		SW 54798 WE 54798 Estoril Blue Met		SW 60388 WE N/A Olive Met		SW 57127 WE 86176 Titanium Silver Met		SW 59120 WE 35933 Siena Red Met		SW 60390 WE 57518 Topaz Blue Met
372 B/C			376 B/C		381 B/C		400 B/C		405 B/C	
		SW 59121 WE N/A Steel Blue Metallic		SW 60905 WE N/A Light Yellow Met		SW 62405 WE 57558 Lemans Blue Met		SW 59125 WE 86227 Steel Gray Met		SW 59126 WE 31856 Imola Red
411 B/C			416 B/C		419 B/C		430 B/C		438 B/C	
		SW 60398 WE 76693 Pearl Beige Met		SW 60906 WE 95206 Carbon Black Met		SW 60400 WE 66252 Tuerkis Met		SW 60403 WE 66228 Oxford Green Met		SW 62407 WE 31913 Electric Red
440 B/C			442 B/C		445 B/C		448 B/C		449 B/C	
		SW 63043 WE 57559 Stratus Met		SW 63044 WE 66262 Gray Green Met		SW 63045 WE 25448 Phoenix Yellow Met		SW 63046 WE 51884 Laguna Seca Blue		SW 63047 WE 66263 Slate Green Met
468 B/C			470 B/C		472 B/C		475 B/C		476 B/C	
		SW 64076 WE N/A Pistachio Green Met		SW 64453 WE N/A Flamenco Red Met		SW 64075 WE 86352 Sterling Gray Met		SW 63048 WE 57560 Black Sapphire Met		SW 64452 WE N/A Ambra Met
481 B/C			482 B/C		668 B/C		850 B/C		851 B/C	
		SW 64503 WE 76736 Kalahari Beige Met		SW 64504 WE 57639 Toledo Blue Met		SW 59049 WE 91159 Jet Black		SW 64546 WE 11599 Pepper White		SW 64454 WE 31919 Chili Red
859 B/C			862 B/C		870 B/C		871 B/C		891 B/C	
		SW 64548 WE 21880 Solid Gold Met		SW 64455 WE 57638 Indi Blue Met		SW 64549 WE 57642 Electric Blue Met		SW 64550 WE 86355 Dark Silver Met		SW 64505 WE 76743 Mocha Brown Met

B/C-Basecoat/Clearcoat Color

These colors are intended to be used only as a reference, and may not be exact representations of mixed or applied color.

2004 CAR COLORS

BMW/MINI (Cont'd.)

892
B/C



SW 64506
WE 86354
Titanium Gray Met

894
B/C



SW 64507
WE 36015
Chiaretto Red Met

895
B/C



SW 64456
WE 66313
British Racing Green
Met

896
B/C




SW 64508
WE 57640
Blue Water Met

897
B/C



SW 64509
WE 36016
Turmalin Violet Met

900
B/C



SW 64457
WE 86353
Pure Silver Met

901
B/C



SW 64551
WE 66314
Silk Green Met

902
B/C



SW 64458
WE 21879
Liquid Yellow

903
B/C



SW 64552
WE 36017
Velvet Red Met

A02
B/C



SW 65669
WE 36035
Merlot Red Met

A04
B/C



SW 65670
WE 61756
Urban Green

A06
B/C



SW 67947
WE N/A
Copper Met

A07
B/C



SW 67946
WE N/A
Mystic Blue Met

A08
B/C



SW 67765
WE N/A
Sterling Silver Met

A09
B/C



SW 67964
WE N/A
Amethyst Gray
Metallic

A15
B/C



SW 65671
WE 57681
Maldives Blue Met

Mini Roof

668
B/C



SW 59049
WE 91159
Black

850
B/C



SW 64546
WE 11599
Pepper White

Underhood

10000



51387
Schwarz

10002



51429
Hellrot

10003



51389
Alpinweiss

10005



51391
Dunkelgrun

10014



51396
Dunkelblau

10037



59181
Dakargelb

10041



59190
Stahlgrau

10043



59185
Ziegelrot

10046



59184
Stahlblau

10050



59180
Titansilber

10053



63182
Pearlbeige

10070



63042
Japanrot



64670
Blau

BMW / MINI

2004 CAR COLORS

BMW/MINI (Cont'd.)














BMW Exterior / Underhood Compatibility			
Exterior Code	SW #	Underhood Code	SW #
300	50209	10003	51389
314	50210	10002	51429
317	49858	10014	51396
335	54798	10014	51396
335	54798		64670
354	57127	10050	59180
362	59120	10043	59185
364	60390	10014	51396
372	59121	10046	59184
381	62405	10014	51396

BMW Exterior / Underhood Compatibility			
Exterior Code	SW #	Underhood Code	SW #
400	59125	10041	59190
405	59126	10043	59185
411	60398	10053	63182
416	60906	10000	51387
430	60403	10005	51391
438	62407	10070	63042
445	63045	10037	59181
475	63048	10000	51387
668	59049	10000	51387

Model Year Designation (10th character of VIN number)	
Code	Year
4	2004
3	2003
2	2002
1	2001
Y	2000
X	1999
W	1998
V	1997
T	1996
S	1995
R	1994
P	1993

Assembly Plant Codes (11th character of VIN number)	
Plant Code	Plant
A, F or K	Munich, Germany
B, C, D or G	Dingolfing, Germany
E	Toluca, Mexico
J	Regensburg, Germany
L	Spartanburg, South Carolina
N	Pretoria, South Africa

HONDA/ACURA

		B502P B/C		B507P B/C		B510P 3 Stage			
			SW 62973 WE 57562 Indigo Blue Pearl		SW 63570 WE 57609 Arctic Blue Pearl		SW 64525 64526(M) WE 57637 Long Beach Blue Pearl		
B513M B/C		B517P B/C		B518P B/C		B520P B/C		B522M B/C	
	SW 64203 WE 57612 Suzuka Blue Met		SW 64742 WE 57657 Sapphire Blue Met		SW 64982 WE 57658 Midnight Blue Pearl		SW 65612 WE 57659 Vivid Blue Pearl		SW 65703 WE N/A Meteor Silver Met
B523P B/C		B527P B/C		B529P B/C		B66P B/C		B92P B/C	
	SW 65704 WE N/A Navy Blue Pearl		SW 66727 WE N/A Abyss Blue Pearl		SW 66364 WE N/A Fiji Blue Pearl		SW 54546 WE 57328 Monte Carlo Blue Pearl		SW 57077 WE 57471 Nighthawk Black Pearl

B/C-Basecoat/Clearcoat Color. (M)-Midcoat color for 3-Stage application
These colors are intended to be used only as a reference, and may not be exact representations of mixed or applied color.

2004 CAR COLORS

HONDA/ACURA (Cont'd.)

HONDA / ACURA

B96P
B/C



SW 59931
WE 57520
Eternal Blue Pearl

BG50M
B/C



SW 64034
WE 57610
Havasu Blue Met

BG51M
B/C



SW 64204
WE 57613
Opal Silver Blue Met

G511M
B/C



SW 65155
WE 66328
Galapagos Green Met

G516P
B/C



SW 65876
WE N/A
Deep Green Pearl

G519M
B/C



SW 67584
WE N/A
Spearmint Green Met

G520M
B/C



SW 67585
WE N/A
Matcha Creme Met

G95P
B/C



SW 57934
WE 66184
Clover Green Pearl

GY24M
B/C




SW 67806
WE N/A
Silky Leaf Metallic

NH547
B/C



SW 44713
WE 91136
Berlina Black

NH552M
B/C



SW 44893
WE 85663
Sebring Silver Met

NH565
B/C



SW 46723
WE 11424
Grand Prix White

NH578
B/C




SW 49558
WE 11455
Taffeta White

NH603P
3 Stage



SW 56728 56729(M)
WE 15156
White Diamond Pearl

NH623M
B/C



SW 58755
WE 86224
Satin Silver Met

NH624P
3 Stage




SW 59159 59160(M)
WE 15161
Premium White Pearl

NH630M
B/C



SW 60032
WE 86268
Silverstone Met

NH638M
B/C



SW 62975
WE 86297
Starlight Silver Met

NH643M
B/C



SW 64120
WE 86336
Anthracite Met

NH658P
B/C



SW 64743
WE 86362
Graphite Pearl

NH662P
B/C



SW 64983
WE 66327
Sagebrush Pearl

NH674P
B/C



SW 67836
WE N/A
Cosmic Gray Pearl

NH675M
B/C




SW 66365
WE N/A
Magnesium Met

NH676M
B/C



SW 67840
WE N/A
Moon Rock Metallic

NH677P
3 Stage



SW 67853 67854(M)
WE N/A
Aspen White Pearl

PB79M
B/C



SW 67609
WE N/A
Purplish Blue Metallic

R510
Tinted
C/C



SW 60033 49762
WE 31895
New Formula Red

R513
B/C



SW 61821
WE N/A
Rallye Red

R517P
B/C



SW 64138
WE 36013
Chianti Red Pearl

R518P
B/C



SW 64037
WE 36001
Radiant Ruby Pearl

R519P
B/C



SW 64038
WE 36002
Redrock Pearl

R522P
B/C



SW 64744
WE 36026
Redondo Red Pearl

R81
B/C



SW 46552
WE 31657
Milano Red

R94
B/C



SW 54543
WE 31795
San Marino Red

RP37P
B/C



SW 67586
WE N/A
Black Amethyst Pearl

Y65P
3 Stage



SW 67849 67850(M)
WE N/A
Rio Yellow Pearl

YR528M
B/C



SW 60796
WE 86334
Shoreline Mist Met

YR534M
B/C



SW 63569
WE 86335
Desert Silver Met



B/C-Basecoat/Clearcoat Color. (M)-Midcoat color for 3-Stage application

2004 CAR COLORS

SHERWIN-WILLIAMS
AUTOMOTIVE FINISHES


HONDA / ACURA

HONDA/ACURA (Cont'd.)

			 <p>YR535M B/C</p> <p>SW 64139 WE 76735 Mojave Mist Met</p>	 <p>YR536P 3 Stage</p> <p>SW 64335 64336(M) WE 45266 Imola Orange Pearl</p>	 <p>YR537P B/C</p> <p>SW 64623 WE 76737 Champagne Mist Pearl</p>
 <p>YR538M B/C</p> <p>SW 64745 WE 76738 Desert Mist Met</p>	 <p>YR539P B/C</p> <p>SW 65613 WE 45270 Sunset Orange Pearl</p>	 <p>YR542M B/C</p> <p>SW 64984 WE 25465 Sandstone Met</p>	 <p>YR543M B/C</p> <p>SW 67943 WE N/A Burnished Bronze Metallic</p>	 <p>YR546</p> <p>SW 67634 WE N/A Vanilla Creme</p>	
 <p>YR548 B/C</p> <p>SW 67587 WE N/A Caramel Creme</p>					


Underhood: Honda and Acura models use exterior base color with one coat clear

Bumper/Fascia



67588
Charcoal

Rocker Panel



67589
Charcoal Met

Model Year Designation (10th character of VIN number)	
Code	Year
4	2004
3	2003
2	2002
1	2001
Y	2000
X	1999
W	1998
V	1997
T	1996
S	1995
R	1994
P	1993

Assembly Plant Codes (11th character of VIN number)			
Vehicle Color Code			
Plant Code	Plant	Suffix	Models
A	Marysville, Ohio	NONE	CL, TL, Accord 2D/4D
B	Lincoln, Alabama	NONE	Odyssey
C	Sayama, Japan	NONE	RL, RSX, CRV, Accord 4D, TSX
G	El Salto, Mexico	CODE WITH "-15" (*)	Accord 4D
H	Alliston, Ontario	CODE WITH "-4"	Civic 4D, MDX, Odyssey, Pilot EL
L	East Liberty, Ohio	NONE	Civic 2D / 4D, Element
S	Suzuka, Japan	NONE	Civic 4D, RSX
T	Tochigi, Japan	NONE	Insight, S2000, NSX
U	Swindon, England	NONE	CRV, Civic 3D

* El Salto, Mexico-Paint Identification Label may or may not include the "-15" suffix.

2004 CAR COLORS



AH
B/C




SW 67613
WE N/A
Crimson Met

AR
B/C




SW 58813
WE 35937
Canton Cherry Mica

BX
B/C



SW 57133
WE 86177
Bright Silver Met

CS
B/C




SW 60937
WE 86277
Silver Mist Met

DV
B/C



SW 63025
WE 76709
Sandstone Met

EB
B/C



SW 35010
WE 91177
Ebony Black

GU
B/C




SW 60703
WE 76708
Desert Sand Mica

HL
B/C



SW 60939
WE 31899
Retro Red

LS
B/C



SW 63029
WE 86299
Pewter Met

MO
3 Stage



SW 58816 58817(M)
WE 15162
White Pearl

NW



SW 44911
WE 11397
Noble White

OO
B/C



SW 63031
WE 45261
Copper Orange Mica

QD
B/C



SW 58822
WE 86228
Slate Gray Met

RH
B/C



SW 61304
WE 35983
Merlot Mica

SK
B/C




SW 67612
WE N/A
Sea Shell Met

TR
B/C



SW 59565
WE N/A
Tropical Red

TW
B/C



SW 67611
WE N/A
Sterling Met

UA
B/C



SW 65594
WE 25466
Desert Gold Met

UE
B/C




SW 67614
WE N/A
Hazelnut Met

VL
B/C



SW 64071
WE 66299
Celadon Green Met

VS
B/C



SW 65595
WE 57660
Glacier Blue Mica

WV
B/C



SW 61306
WE N/A
Tweety Yellow

VX
B/C



SW 64476
WE 31917
Rally Red

VZ
B/C



SW 67678
WE N/A
Triton Green Mica

WE
B/C



SW 61302
WE N/A
Waltz Blue Met

WN
B/C



SW 66840
WE N/A
Moonlit Blue Met

WS
B/C



SW 65596
WE 86363
Stormy Gray Met

XQ
B/C



SW 66839
WE N/A
Loam Gray Met

XX
B/C



SW 67615
WE N/A
Tidal Wave Met

YO
B/C



SW 67773
WE N/A
Lime Green Met

YQ
B/C



SW 64073
WE 57614
Ardor Blue Met

YY
B/C



SW 64716
WE 21888
Tuscani Yellow

ZG
B/C



SW 65597
WE 66329
Quartz Green Met

Cladding

GL
B/C




57714
Warm Gray Met

HC
B/C



57715
Cool Gray Met

PE
B/C



59564
Light Silver Met

XA
B/C



SW 66845
Mauve Gray Met


2004 CAR COLORS

SHERWIN-WILLIAMS
AUTOMOTIVE FINISHES




Underhood

(Cont'd.)



64518
Light Gray



64519
Dark Gray

Underhood: Hyundai models use light or dark gray primer or tint to approximate exterior base color with or without clearcoat.

Santa Fe Tu-Tone Combination Codes

Tu-Tone Code	Upper Color	SW #	Lower Color	SW #
ED	EB	35010	HC	57715
JK	DV	63025	GL	57714
KX	OO	63031	GL	57714
NQ	RH	61304	HC	57715
NU	NW	44911	PE	59564
RZ	LS	63029	HC	57715
WQ	WE	61302	PE	59564
XI	TR	59565	PE	59564
YZ	XQ	66839	XA	66845
ZA	WN	66840	HC	57715

Model Year Designation (10th character of VIN number)

Code	Year
4	2004
3	2003
2	2002
1	2001
Y	2000
X	1999
W	1998
V	1997
T	1996
S	1995
R	1994
P	1993

Assembly Plant Codes (11th character of VIN number)

Plant Code	Plant
U	Ulsan, Korea
A	Asan, Korea


ISUZU

15U
WA929L
B/C



SW 66692
WE N/A
Natural Suede Met

39U
WA9792
B/C




SW 46965
WE 57008
Nordic Blue Met

41U
WA8555
B/C




SW 33756
WE 91089
Onyx Black

44U
WA408G
B/C




SW 58751
WE 35949
Napa Red Met

47U
WA9539
B/C




SW 42596
WE N/A
Timberline Green Met

50U
WA8624
B/C




SW 34851
WE 34851
Arctic White

639
B/C



SW 63459
WE 57616
Clipper Blue Met

640
B/C




SW 63417
WE 36004
Currant Red Mica

663
B/C



SW 64555
WE 95221
Black Diamond Met

664
B/C



SW 64556
WE 66330
Mistral Green Met

667
B/C




SW 64557
WE 57661
Crystal Blue Met

677
3 Stage



SW 67682 67683(M)
WE N/A
Frost White Pearl

678
B/C



SW 65585
WE N/A
Mineral Blue Met

679
B/C



SW 65584
WE N/A
Powellite Silver Met

B/C-Basecoat/Clearcoat Color (M)-Midcoat color for 3-Stage application


These colors are intended to be used only as a reference, and may not be exact representations of mixed or applied color.

2004 CAR COLORS

ISUZU

ISUZU (Cont'd.)

67U
WA994L
B/C



SW 66691
WE N/A
Mineral Silver Met

680
B/C



SW 65586
WE N/A
Excessive Red Mica

682
B/C




SW 67681
WE N/A
Cosmic Gray Met

683
B/C



SW 66766
WE N/A
Kryptnite Met

729




SW 51400
WE 11459
Arc White

826
B/C



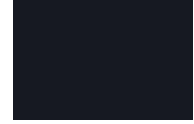
SW 33756
WE 91089
Ebony Black

861
B/C



SW 60793
WE 11572
Alpine White

N817
P802-0
B/C



SW 67684
WE N/A
Graphite Gray

Bumper/Fascia

(For Colors not shown in this section refer to EXTERIOR section)

76L
WA528F
B/C



57068
Dark Bronzemist Met

90L
WA8798
B/C



35367
Gray Met

Lower Tu-Tone

76L
WA528F
B/C



57068
Dark Bronzemist Met

90L
WA8798
B/C



35367
Gray Met

Molding/Rocker Molding

(For Colors not shown in this section refer to EXTERIOR section)

76L
WA528F
B/C



57068
Dark Bronzemist Met

90L
WA8798
B/C



35367
Gray Met


Miscellaneous

WA207D




62346
Dark Charcoal

WA848




60977
Black
20 degree gloss

WA848




47861
Black
30 degree gloss

WA848




33415
Black
40 degree gloss

WA848




35322
Black
50 degree gloss

WA848



52845
Black
60 degree gloss

WA848



55952
Black
Full gloss

Running Board/Step Pad

WA207D



62346
Dark Charcoal

Grille


(Refer to EXTERIOR section)

2004 CAR COLORS

SHERWIN-WILLIAMS
AUTOMOTIVE FINISHES


Wheel

W301
P801-0



51400
Arc White

301W
30102




51548
Accuride White

WA6277



52848
Gray

WA8945



36523
Gray Met

Underhood

B110
P804-0




66955
Blue

G020
P804-0



66957
Med Green

K002
P804-0



66953
Black

N825
P804-0



66954
Light Gray

R210
P804-0




66956
Red

U111
P804-0



66964
Beige

W103
P804-0



66952
White

WA153D



54220
Silver Mist

WA230A



49196
Light Driftwood

WA233A




49778
Med Green

WA429G




59833
Med Red

WA8555



44170
Black

WA9753



47640
Bright White

WA9891



45958
Dark Sapphire Blue

Interior

WA109D




53953
Med Pewter

WA167A



50541
Ebony

WA184D




60162
Med Dark Pewter II

WA830K



67506
Light Cashmere

WA832K



67508
Med Dark Cashmere

Model Year Designation (10th character of VIN number)	
Code	Year
4	2004
3	2003
2	2002
1	2001
Y	2000
X	1999
W	1998
V	1997
T	1996
S	1995
R	1994
P	1993

Assembly Plant Codes (11th character of VIN number)	
Plant Code	Plant
C	Sayama, Japan
2	Moraine
4	Lafayette, IN USA
6	Oklahoma City, OK USA
7	Fuji Sawa, Japan
8	Shreveport, LA USA

ISUZU

2004 CAR COLORS

Isuzu Color Compatibility Plan

EXTERIOR BODY COLOR	MODEL	ACCENT Bumper/Fascia/Cladding Lower Tu-Tone Molding/Rocker Molding Wheel Flares	ACCESSORY Grille/Air Dam Running Board/Step Pad Roof Rack/Hard Top	WHEEL	UNDERHOOD	INTERIOR
639 / SW #63459 Clipper Blue Metallic	Rodeo				Blue /B110P804-0 /66955	
640 / SW #63417 Currant Red Mica	Rodeo				Red /R210P804-0 /66956	
	Axiom				Red /R210P804-0 /66956	
664 / SW #64556 Mistral Green Metallic	Rodeo				Green /G020P804-0 /66957	
	Axiom				Green /G020P804-0 /66957	
667 / SW #64557 Crystal Blue Metallic	Rodeo				Gray /N825P804-0 /66954	
	Axiom				Gray /N825P804-0 /66954	
826 / SW #33756 Ebony Black	Rodeo				Black /K002P804-0 /66953	
861 / SW #60793 Alpine White	Rodeo				White /W103P804-0 /66952	
	Axiom				White /W103P804-0 /66952	
WA408G / 44U / SW #58751 Napa Red Metallic	Ascender	Red / WA408G / 58751 Gray / WA8798 / 35367	Red / WA408G / 58751 Black / WA207D / 62346 Black / WA848 *	Gray / WA8945 / 36523	Red / WA429G / 59833	Gray / WA109D / 53953 Gray / WA184D / 60162 Black / WA167A / 50541 Tan / WA830K / 67506 Brown / WA832K / 67508
WA8555 / 41U / SW #33756 Onyx Black	Ascender	Black / WA8555 / 33756 Gray / WA8798 / 35367	Black / WA8555 / 33756 Black / WA207D / 62346 Black / WA848 *	Gray / WA8945 / 36523	Black / WA8555 / 44170	Gray / WA109D / 53953 Gray / WA184D / 60162 Black / WA167A / 50541 Tan / WA830K / 67506 Brown / WA832K / 67508
WA8624 / 50U / SW #34851 Arctic White	Ascender	White / WA8624 / 34851 Gray / WA8798 / 35367	White / WA8624 / 34851 Black / WA207D / 62346 Black / WA848 *	Gray / WA8945 / 36523	White / WA9753 / 47640	Gray / WA109D / 53953 Gray / WA184D / 60162 Black / WA167A / 50541 Tan / WA830K / 67506 Brown / WA832K / 67508
WA929L / 15U / SW #66692 Natural Suede Metallic	Ascender	Tan / WA929L / 66692 Brown / WA528F / 57068	Tan / WA929L / 66692 Black / WA207D / 62346 Black / WA848 *	Gray / WA8945 / 36523	Tan / WA230A / 49196	Gray / WA109D / 53953 Gray / WA184D / 60162 Black / WA167A / 50541 Tan / WA830K / 67506 Brown / WA832K / 67508
WA9539 / 47U / SW #42596 Timberline Green Metallic	Ascender	Green / WA9539 / 42596 Brown / WA528F / 57068	Green / WA9539 / 42596 Black / WA207D / 62346 Black / WA848 *	Gray / WA8945 / 36523	Green / WA233A / 49778	Gray / WA109D / 53953 Gray / WA184D / 60162 Black / WA167A / 50541 Tan / WA830K / 67506 Brown / WA832K / 67508
WA9792 / 39U / SW #46965 Nordic Blue Metallic	Ascender	Blue / WA9792 / 46965 Gray / WA8798 / 35367	Blue / WA9792 / 46965 Black / WA207D / 62346 Black / WA848 *	Gray / WA8945 / 36523	Blue / WA9891 / 45958	Gray / WA109D / 53953 Gray / WA184D / 60162 Black / WA167A / 50541 Tan / WA830K / 67506 Brown / WA832K / 67508
WA994L / 67U / SW #66691 Mineral Silver Metallic	Ascender	Silver / WA994L / 66691 Gray / WA8798 / 35367	Silver / WA994L / 66691 Black / WA207D / 62346 Black / WA848 *	Gray / WA8945 / 36523	Silver / WA153D / 54220	Gray / WA109D / 53953 Gray / WA184D / 60162 Black / WA167A / 50541 Tan / WA830K / 67506 Brown / WA832K / 67508

* To determine the gloss level of WA848 Black, refer to Miscellaneous section.

2004 CAR COLORS

SHERWIN-WILLIAMS
AUTOMOTIVE FINISHES



JAGUAR

				1753 HGD B/C		1807 PEC B/C		1820 SEC B/C	
					SW 57347 WE 61713 British Racing Green		SW 65293 WE 91180 Ebony		SW 57351 WE 76661 Topaz Met
1860 MDV B/C		1905 JHM B/C		1916 MDZ B/C		1926 LHK B/C		1927 JHV B/C	
	SW 58560 WE 66230 Seafoam Met		SW 59558 WE 57508 Pacific Met		SW 59560 WE 86256 Platinum Met		SW 64477 WE 86341 Quartz Met		SW 64478 WE 57621 Zircon Met
1942 NEG B/C		1943 LHL B/C		1947A JJF B/C		1957 HGZ B/C		1959 PEF B/C	
	SW 63035 WE 11588 White Onyx		SW 64479 WE 86342 Slate Mica		SW 67712 WE N/A Ultraviolet Mica		SW 65292 WE 66331 Jaguar Racing Green Met		SW 65294 WE 95222 Midnight Met
1964 CHA B/C		1975 CHB B/C							
	SW 67710 WE N/A Salsa		SW 67711 WE N/A Radiance Mica						

Underhood

		JUC07		JUC10		JUC15		JUC20	
			54037 Dark Green		59127 Pale Gray		54042 Dark Gray Blue		54046 Black
JUC32		JUC33		JUC51		JUC56		JUC60	
	59130 Light Blue		60546 Light Gray Green		65579 Yellow Green		64481 Gray Green		67799 Beige
JUC61		JUC62		JUC63		JUC82		JUC83	
	67800 Red		67801 Burgundy		67802 Med Blue		67803 White		67804 Dark Blue

2004 CAR COLORS



Jaguar Exterior / Underhood Compatibility

Exterior Code	SW #	Underhood Code	SW #
1753 / HGD	57347	JUC07	54037
1807 / PEC	65293	JUC20	54046
1860 / MDV	58560	JUC33	60546
1916 / MDZ	59560	JUC10	59127
1926 / LHK	64477	JUC56	64481
1927 / JHV	64478	JUC32	59130
1943 / LHL	64479	JUC15	54042
1959 / PEF	65294	JUC20	54046

Jaguar Exterior / Underhood Compatibility

Exterior Code	SW #	Underhood Code	SW #
1957 / HGZ	65292	JUC51	65579
1820 / SEC	57351	JUC60	67799
1964 / CHA	67710	JUC61	67800
1975 / CHB	67771	JUC62	67801
1947 / JJF	67712	JUC63	67802
1942 / NEG	63035	JUC82	67803
1905 / JHM	59558	JUC83	67804

Model Year Designation (10th character of VIN number)

Code	Year
4	2004
3	2003
2	2002
1	2001
Y	2000
X	1999
W	1998
V	1997
T	1996
S	1995
R	1994
P	1993

Assembly Plant Codes (11th character of VIN number)

Plant Code	Plant
L, M, N or P	Browns Lane, England
F or G	Castle Bromwich, England

KIA

1C
B/C



SW 65290
WE 57665
Imperial Blue Met

3N
B/C



SW 65223
WE 66332
Ivy Green Met

3W
B/C



SW 65225
WE 66333
Willow Green Met

4C
B/C



SW 67685
WE N/A
Cobalt Blue Met

4T
B/C



SW 65229
WE 57664
Blueberry Met

4Y
B/C



SW 67931
WE N/A
Sand Beige Met

5C
B/C



SW 51494
WE 66088
Olive Green Met

5E
B/C



SW 56643
WE 66139
Evergreen Met

6B
B/C




SW 62496
WE 57568
Indigo Blue Met

6Y
B/C




SW 62502
WE 25452
Light Gold Met

7Y
B/C




SW 63303
WE 25453
Gold Beige Met

8Y
B/C



SW 62504
WE 76712
Stone Beige Met

9B
B/C



SW 63787
WE 95214
Midnight Black Met

B7
B/C



SW 65222
WE 57662
Rally Blue Met

B/C-Basecoat/Clearcoat Color


These colors are intended to be used only as a reference, and may not be exact representations of mixed or applied color.

2004 CAR COLORS

SHERWIN-WILLIAMS
AUTOMOTIVE FINISHES

KIA (Cont'd.)

EB
B/C



SW 58554
WE 91160
Ebony Black

C5
B/C



SW 62499
WE 86302
Diamond Silver Met

C7
B/C



SW 62500
WE 86303
Bright Platinum Met

D3
B/C




SW 54476
WE 76730
Silky Beige Met

D8
B/C



SW 67686
WE N/A
Cream Gold Met

G6
B/C



SW 63791
WE 66306
Dark Emerald Green Met

G7
B/C



SW 65226
WE 36027
Alpine Gray Met

G8
B/C




SW 65289
WE 66334
Sage Green Met

K2
B/C




SW 67706
WE N/A
Indigo Blue Met

K2
B/C




SW 65224
WE 57663
Indigo Blue Met

L4
B/C



SW 65221
WE 66335
Aqua Blue Met

N7
B/C




SW 67688
WE N/A
Carbon Black Met

PH




SW 56904
WE 11589
Polar White

R4
B/C



SW 64227
WE 45267
Cinnamon Met

R8
B/C



SW 67687
WE N/A
Dark Rose Red Met

R9
B/C



SW 63794
WE 36006
Ruby Red Met

U3
3 Stage



SW 65227 65228(M)
WE N/A
New White Pearl

UD
B/C



SW 56641
WE 11542
Clear White

V9
B/C



SW 62498
WE 86301
Pewter Gray Met


VR



SW 56646
WE 31833
Classic Red

Cladding

6W



67932
Warm Gray Met

8Y
B/C



62504
Stone Beige Met

C7
B/C




62500
Bright Platinum Met

D3
B/C



54476
Silky Beige Met

V9
B/C




62498
Pewter Gray Met

Underhood: Kia models use exterior base color with or without clearcoat

2004 CAR COLORS

KIA (Cont'd.)

Interior



Kia Tu-Tone Combination Codes

Tu-Tone Code	Make/Model	Upper Color	SW #	WE #	Lower Color	SW #	WE #
	Amanti	EB	58554	91160	6W	67932	N/A
AH	Sedona	G6	63791	66306	C7	62500	86303
HM	Sedona	R9	63794	36006	D3	54476	76730
JQ	Sorento	4Y	67931	N/A	8Y	62504	76712
PD	Sedona	1C	65290	57665	D3	54476	76730
QC	Sedona	1C	65290	57665	C7	62500	86303
TL	Sedona	G8	65289	66334	C7	62500	86303
TW	Sedona	C5	62499	86302	C7	62500	86303
TX	Sedona	G8	65289	66334	D3	54476	76730
UX	Sorento	R9	63794	36006	V9	62498	86301
UY	Sorento	K2	65224	57663	V9	62498	86301
UZ	Sorento	K2	65224	57663	8Y	62504	76712
VE	Sorento	R9	63794	36006	8Y	62504	76712
VH	Sorento	3N	65223	66332	8Y	62504	76712
VN	Sorento	3N	65223	66332	V9	62498	86301
VQ	Sorento	G7	65226	36027	V9	62498	86301
VT	Sorento	L4	65221	66335	V9	62498	86301
VU	Sorento	7Y	63303	25453	8Y	62504	76712
WM	Sedona	UD	56641	11542	D3	54476	76730
WN	Sedona	9B	63787	95214	C7	62500	86303
WR	Sedona	R9	63794	36006	C7	62500	86303
WU	Sedona	UD	56641	11542	C7	62500	86303
YC	Sorento	EB	58554	91160	V9	62498	86301
YD	Sorento	UD	56641	11542	V9	62498	86301
YF	Sorento	UD	56641	11542	8Y	62504	76712
YL	Sorento	C5	62499	86302	V9	62498	86301
ZG	Sedona	G6	63791	66306	D3	54476	76730
ZQ	Sorento	EB	58554	91160	8Y	62504	76712

Model Year Designation (10th character of VIN number)

Code	Year
4	2004
3	2003
2	2002
1	2001
Y	2000
X	1999
W	1998
V	1997
T	1996
S	1995
R	1994
P	1993

Assembly Plant Codes (11th character of VIN number)


Plant Code	Plant
5	Hwasung
6	Sohari

2004 CAR COLORS

SHERWIN-WILLIAMS
AUTOMOTIVE FINISHES



603
NAL
B/C




SW 57291
WE 11549
Chawton White

618
GMN
B/C




SW 55751
WE 15154
White Gold Met

644
JFM
B/C




SW 63119
WE 57571
Oslo Blue Met

659
LAL
B/C



SW 63120
WE 86307
Bonatti Gray Met

696
CDX
B/C




SW 60902
WE 35962
Alveston Red Met

697
PNF
B/C




SW 59147
WE 95207
Java Black Mica

731
LQW
B/C



SW 65411
WE 57690
Adriatic Blue Met

734
HZB
B/C



SW 65563
WE 66336
Giverny Green Met

737
MVC
B/C



SW 64484
WE 86345
Zambezi Silver Met

751
HES
B/C



SW 64485
WE 66307
Vienna Green Met

757
FUQ
B/C



SW 64495
WE 21875
Borrego Yellow

761
EMC
B/C




SW 64606
WE 41324
Tangiers Orange

846
GAN
B/C




SW 65806
WE N/A
Maya Gold Met

849
JEU
B/C




SW 67924
WE N/A
Cairns Blue Met

889
CBK
B/C



SW 67922
WE N/A
Rimini Red Met

904
HFY
B/C




SW 67923
WE N/A
Tonga Green Met

907
LEL
B/C



SW 67925
WE N/A
Stormoway Gray Met

961
HAF
B/C



SW 51455
WE 66077
Epsom Green Met

Underhood

764



66863
Zambezi Silver

765



66864
Icelandic Blue

766



66865
White Gold

767



66866
Vienna Green

768




66867
Giverny Green

769




66868
Alveston Red

770



66869
Chawton White

771



66870
Epsom Green

773




66871
Bonatti Gray

774



66872
Oslo Blue

775



66873
Java Black

776



66874
Monte Carlo Blue

779



66875
Rutland Red

LAND ROVER

2004 CAR COLORS

LAND ROVER



(Cont'd.)

Land Rover Exterior / Underhood Compatibility			
Exterior Code	SW #	Underhood Code	SW #
603 / NAL	57291	770	66869
618 / GMN	55751	766	66865
644 / JFM	63119	774	66872
659 / LAL	63120	773	66871
696 / CDX	60902	769	66868
697 / PNF	59147	775	66873

Land Rover Exterior / Underhood Compatibility			
Exterior Code	SW #	Underhood Code	SW #
731 / LQW	65411	775	66873
734 / HZB	65563	768	66867
737 / MVC	64484	764	66863
751 / HES	64485	767	66866
961 / HAF	51455	771	66870

Model Year Designation (10th character of VIN number)	
Code	Year
4	2004
3	2003
2	2002
1	2001
Y	2000
X	1999
W	1998
V	1997
T	1996
S	1995
R	1994
P	1993

Assembly Plant Codes (11th character of VIN number)	
Plant Code	Plant
A	Solihull, England

MAYBACH

367
5-367
B/C



SW 67787
WE N/A
Cote D'Azur Blue Met

385
5-385
B/C



SW 67788
WE N/A
Cote D'Azur Blue Met

491
8-491
B/C



SW 67789
WE N/A
Rocky Mountain Dark Brown Met

588
3-588
B/C



SW 67790
WE N/A
Ayers Rock Red Met

697
1-697
B/C



SW 67791
WE N/A
Rocky Mountain Light Brown Met

725
7-725
B/C



SW 66496
WE N/A
Himalayas Gray Dark Met

756
7-756
B/C



SW 66544
WE N/A
Himalayas Gray Met

770
7-770
B/C



SW 67792
WE N/A
Himalayas Gray Met

773
7-773
B/C



SW 66586
WE N/A
Tierra Del Fuego Met

781
7-781
B/C



SW 66585
WE N/A
Tierra Del Fuego Met

808
6-808
B/C



SW 67793
WE N/A
Ireland Dark Green Met

886
6-886
B/C




SW 67794
WE N/A
Ireland Med Green Met

947
5-947
B/C



SW 67795
WE N/A
Cote D'Azur Blue Met

972
9-972
B/C



SW 67796
WE N/A
Caspian Black Met

975
9-975
B/C



SW 67558
WE N/A
Caspian Black Met

Underhood: Maybach models use exterior base color only

MAYBACH

2004 CAR COLORS

SHERWIN-WILLIAMS
AUTOMOTIVE FINISHES



MAZDA

			16W B/C		18J B/C		22A B/C		
				SW 56106 WE 95200 Black Mica		SW 56965 WE 45241 Grace Green Mica		SW 59790 WE 57545 Midnight Blue Mica	
22K B/C		22V B/C		23C B/C		23F B/C		23G B/C	
	SW 60427 WE 35974 Passion Red Mica		SW 62301 WE 86308 Sunlight Silver Met		SW 62303 WE 57572 Crystal Blue Mica		SW 62922 WE 25463 Galaxy Gold Met		SW 63418 WE 66315 Orient Green Mica
24A B/C		24B B/C		24E B/C		24V B/C		25B B/C	
	SW 63992 WE 57667 Starry Blue Met		SW 64141 WE 57643 Mineral Blue Met		SW 64144 WE 86356 Sparkling Silver Met		SW 64471 WE 66316 Cerrion Silver Met		SW 64730 WE N/A Blue Pacific Mica
25C B/C		25D 3 Stage		25E B/C		25F B/C		25G B/C	
	SW 64731 WE N/A Canary Yellow Mica		SW 64256 64257(M) WE N/A Snowflake White Pearl		SW 64732 WE N/A Strato Blue Mica		SW 64738 WE 36028 Garnet Red Mica		SW 64733 WE 86379 Titanium Gray Met
25R B/C		25T 3 Stage		26R B/C		27A 3 Stage		27B B/C	
	SW 65520 WE 66337 Splash Green Mica		SW 65007 65008(M) WE N/A Spicy Orange Mica		SW 67623 WE N/A Cosmic Rose Met		SW 67266 67267(M) WE N/A Velocity Red Mica		SW 66438 WE N/A Winning Blue Met
27C B/C		27Y B/C		28A B/C		28F B/C		28N B/C	
	SW 66439 WE N/A Nordic Green Mica		SW 67166 WE N/A Passion Orange Mica		SW 67167 WE N/A Sherbert Green Mica		SW 67950 WE N/A Northsea Blue Met		SW 67617 WE N/A Gloaming Silver Met
28P B/C		28S B/C		28W B/C		29X B/C		29Y B/C	
	SW 67619 WE N/A Razor Blue Met		SW 66654 WE N/A Sepang Green Met		SW 67622 WE N/A Radiant Ebony Pearl		SW 67618 WE N/A Spruce Gray Met		SW 67268 WE N/A Titanium Gray II Met
A2N B/C		A3D B/C		A3E B/C		A3F B/C		A4D B/C	
	SW 55970 WE 11520 Glacier White		SW 59791 WE 11586 Pure White		SW 59792 WE 31902 Classic Red		SW 31029 WE N/A Brilliant Black		SW 64735 WE N/A Rally White

B/C-Basecoat/Clearcoat Color (M)-Midcoat color for 3-Stage application
These colors are intended to be used only as a reference, and may not be exact representations of mixed or applied color.

2004 CAR COLORS

 **MAZDA** (Cont'd.)

A4J
B/C



SW 66441
WE N/A
Lightning Yellow

AQ
B/C



SW 58299
WE 76670
Sandstorm Met

B2
21B
B/C



SW 57342
WE 25411
Harvest Gold Met

B4
19X
B/C



SW 57336
WE 35913
Chestnut Met

BQ
21C
B/C




SW 57338
WE 76659
Parchment Gold Met

BZ
21T
B/C



SW 47486
WE 21670
Chrome Yellow

C2
28D
B/C



SW 64095
WE 25464
Gold Ash Met

CX
26B
28G
B/C



SW 63399
WE 86324
Dark Shadow Gray Met

D1
26X
B/C



SW 64690
WE 86366
Dark Steel Met

D3
A4S
B/C



SW 61261
WE 31911
Colorado Red

DV
25X
B/C



SW 64098
WE 66326
Light Tundra Met

E4
UD
B/C



SW 42497
WE 31524
Bright Red

FL
17G
B/C



SW 51231
WE 35733
Toreador Red Met

FX
28C
B/C



SW 64101
WE 36025
Merlot Pearl

G2
25W
B/C



SW 64089
WE 35998
Redfire Met

GW
28E
B/C



SW 66460
WE N/A
Blazing Copper Met

HZ



SW 46679
WE 21666
Sunburst Yellow

K9
23X
B/C



SW 56349
WE 57374
Med Melina Blue Met

L2
26D
28J
B/C




SW 60589
WE 57551
Dark Blue Met

LL
23W
B/C



SW 56698
WE 57457
Wedgewood Blue Met

NN
B/C



SW 48951
WE 91125
Black Onyx

R1
21F
B/C



SW 58307
WE 57493
Dark Teal Met

SN
25V
B/C




SW 64641
WE 51898
Sonic Blue Pearl

ST
26C
B/C




SW 57340
WE 66169
Estate Green Met

TL
26A
28H
B/C




SW 63454
WE 86330
Satin Silver Met

TS
23V
B/C



SW 50312
WE 85984
Silver Frost Met

UA
A4R
B/C




SW 38743
WE 91151
Mystic Black

YN
21H
B/C



SW 43638
WE 43638
Silver Met

YZ
14L
UB
B/C



SW 44093
WE 11366
Oxford White

Bumper/Fascia/Cladding

(For Colors not shown in this section refer to EXTERIOR section)

ACRA



62395
Med Titanium

TK
B/C



60588
Mineral Gray Met

ZJWA



62397
Storm Gray

2004 CAR COLORS



Molding/Rocker Molding

(For Colors not shown in this section refer to EXTERIOR section)

ACRA



62395
Med Titanium

TK
B/C



60588
Mineral Gray Met


ZJWA



62397
Storm Gray

Grille

ACRA



62395
Med Titanium

ZJWA



62397
Storm Gray

Miscellaneous

M6388G



40131
Black


Wheel

M6389A
B/C



46574
Sparkle Silver Met

UARC
B/C



64272
Lightning Silver Met

ZJJC



49680
Silver Met


ZJQC
B/C



62390
Silver Met


Underhood: Mazda models may use specific color keyed primer or exterior base color only

M6513D



44610
Twilight Blue

M6514D



44611
White

M6517D




44614
Vermilion

M6518D



44615
Taupe

M6519D



44616
Black

M6534D



44621
Titanium

M6536D



44623
Med Red

M6579D



45428
Smoke

M6726D



49797
Laser Red

M6901D



56437
Spruce Green

M7006D



59545
Dark Teal

M7013D



60621
Arizona Beige

B/C-Basecoat/Clearcoat Color

These colors are intended to be used only as a reference, and may not be exact representations of mixed or applied color.

2004 CAR COLORS



Underhood (Cont'd.)

M7058D



62345
Blue

M7100D



64846
Light Tundra

M7119D



67088
Orange Crush

Mazda Exterior / Underhood Compatibility

Exterior Code	SW #	Underhood Code	SW #
AQ	58299	M6518D	44615
AQ	58299	M7013D	60621
B4 / 19X	57336	M6519D	44616
C2 / 28D	64095	M6518D	44615
C2 / 28D	64095	M6901D	56437
CX / 26B	63399	M6579D	45428
DV / 25X	64098	M6534D	44621
DV / 25X	64098	M7100D	64846
E4 / UD	42497	M6517D	44614
E4 / UD	42497	M6518D	44615
FL / 17G	51231	M6518D	44615
FL / 17G	51231	M6726D	49797
FX / 28C	64101	M6518D	44615
FX / 28C	64101	M6536D	44623
G2 / 25W	64089	M6518D	44615
G2 / 25W	64089	M6726D	49797
GW / 28E	66460	M6514D	44611

Mazda Exterior / Underhood Compatibility

Exterior Code	SW #	Underhood Code	SW #
GW / 28E	66460	M7119D	67088
K9 / 23X	56349	M6579D	45428
L2 / 26D	60589	M6513D	44610
L2 / 26D	60589	M6579D	45428
LL / 23W	56698	M6513D	44610
LL / 23W	56698	M6579D	45428
R1 / 21F	58307	M6579D	45428
R1 / 21F	58307	M7006D	59545
SN / 25V	64641	M6579D	45428
SN / 25V	64641	M7058D	62345
ST / 26C	57340	M6579D	45428
TL / 26A	63454	M6534D	44621
TS / 23V	50312	M6534D	44621
UA / A2X	38743	M6519D	44616
UA / A2X	38743	M6579D	45428
YN / 21H	43638	M6534D	44621
YZ / UB	44093	M6514D	44611


Interior

2N4A




64276
Med Dark Flint

2N5A



64277
Dark Flint

2NBA




64278
Light Flint

3TCA



65283
Pebble 3

BJAA




57625
Light Parchment

JA6A



32963
Black

VPCC



67768
Silver Met

ZHEA



42878
Ebony

Model Year Designation (10th character of VIN number)

Code	Year
4	2004
3	2003
2	2002
1	2001
Y	2000
X	1999
W	1998
V	1997
T	1996
S	1995
R	1994
P	1993







































Assembly Plant Codes (11th character of VIN number)

Plant Code	Plant
0	Hiroshima, Japan
1	Hofu, Japan
5	Flat Rock, Michigan
K	Kansas City
T	Edison, New Jersey
U	Louisville, Kentucky

2004 CAR COLORS

SHERWIN-WILLIAMS
AUTOMOTIVE FINISHES

MERCEDES-BENZ

			025 B/C		026 B/C		029 B/C	
				SW 59879 WE 95203 Black Diamond Met		SW 61228 WE N/A Ocean Blue Met		SW 60648 WE 86274 Designo Silver Met
031 B/C		032 B/C			033 B/C		034 B/C	
				SW 66493 WE N/A Chromaflair Met		SW 62930 WE 76713 Designo Mocha Black Met		SW 66494 WE N/A Varicolor III Met
								
				SW 66495 WE N/A Mystic Blue Met				SW 64436 WE 76731 Designo Cashmere Met
037 B/C		040 B/C			041 B/C		042 B/C	
				SW 67937 WE N/A Mystic Red Met		SW 58311 WE 91161 Black		SW 67938 WE N/A Havanna Met
								
				SW 58311 WE 91161 Black		SW 65699 WE 66353 Graphite Green Met		SW 67939 WE N/A Chablis Met
182 B/C		185 B/C			189 B/C		197 B/C	
				SW 60649 WE 35963 Almandine Black Met		SW 53160 WE 95179 Black Opal Met		SW 56680 WE 95196 Obsidian Black Met
								
				SW 64564 WE 95224 Jade Black Met		SW 62931 WE 66271 Mystic Green Met		
339 B/C		345 B/C			347 B/C		352 B/C	
				SW 53158 WE 57199 Royal Indigo Met		SW 60651 WE 57528 Horizon Blue Met		SW 56681 WE 57398 Bahama Blue Met
								
				SW 62932 WE 57574 Orion Blue Met		SW 60651 WE 57528 Horizon Blue Met		SW 64585 WE 57689 Platinum Blue Met
357 B/C		359 B/C			372 B/C		486 B/C	
				SW 64586 WE N/A Cadet Blue Met		SW 61536 WE 57573 Sapphire Blue Met		SW 60652 WE 76686 Bourbon Met
								
				SW 62933 WE 57575 Capri Blue Met		SW 61536 WE 57573 Sapphire Blue Met		SW 64431 WE 36008 Paprika Met
548 B/C		567 B/C			586 B/C		590 B/C	
				SW 58469 WE 35944 Firemist Met		SW 58471 WE 31858 Magma Red		SW 66779 WE N/A Mars Red
								
				SW 58470 WE 35945 Bordeaux Red Met		SW 58471 WE 31858 Magma Red		SW 56511 WE 21776 Sunburst Yellow
693 B/C		723 B/C			744 B/C		747 B/C	
				SW 60653 WE 86275 Desert Silver Met		SW 45696 WE 85710 Brilliant Silver Met		SW 66780 WE N/A Granite Gray Met
								
				SW 64869 WE 86378 Pewter Met		SW 45696 WE 85710 Brilliant Silver Met		SW 60654 WE 86276 Tectite Gray Met

CHIP PENDING


MERCEDES-BENZ

B/C-Basecoat/Clearcoat Color.
These colors are intended to be used only as a reference, and may not be exact representations of mixed or applied color.

2004 CAR COLORS

MERCEDES-BENZ (Cont'd.)

762
B/C



SW 64581
WE 57687
Diamond Silver Met

800
B/C



SW 64432
WE 66308
Citron Green Met

814
B/C



SW 56512
WE 57397
Mineral Green Met

816
B/C



SW 64433
WE 66309
Everest Green Met

904
B/C



SW 39121
WE 51272
Midnight Blue

935
B/C




SW 56513
WE 57400
Quartz Blue Met

941
B/C



SW 62935
WE 57576
Wedgewood Blue Met

943
B/C




SW 64587
WE 66352
Ice Blue Met

946
B/C



SW 64582
WE 57688
Aegean Blue Met

960
B/C



SW 64434
WE 11595
Alabaster White

994
B/C



SW 64435
WE 36009
Amethyst Violet Met

Underhood: Mercedes-Benz models use exterior base color only

























Model Year Designation (10th character of VIN number)	
Code	Year
4	2004
3	2003
2	2002
1	2001
Y	2000
X	1999
W	1998
V	1997
T	1996
S	1995
R	1994
P	1993

Assembly Plant Codes (11th character of VIN number)	
Plant Code	Plant
A	Vance, Alabama
A, B, C or D	Sindelfingen, Germany
F, G or H	Bremen, Germany
J	Rastatt, Germany
T	Karmann, Germany
X	Graz, Austria
E	Juiz de Fora, Brazil

2004 CAR COLORS

SHERWIN-WILLIAMS
AUTOMOTIVE FINISHES



		A02 B/C		A19 B/C		A21 B/C	
			SW 64047 WE 86346 Thunder Gray Met		SW 66619 WE N/A Soprano Silver Met		SW 45366 WE 85771 Athens Silver Mica
A26 B/C		A31 B/C		A45 B/C		A68 B/C	
			SW 50503 WE 85979 Coronado Sand Met		SW 60609 WE 86283 Franklin Silver Met		SW 60180 WE 86248 Sterling Silver Met
			SW 65666 WE 86373 Cool Silver Met				SW 53503 WE 86125 Munich Silver Met
A75 B/C		C03 B/C		C04 B/C		E02 B/C	
			SW 52605 WE 86054 Prescott Gray Pearl		SW 66764 WE N/A Mineral Beige Pearl		SW 54769 WE 76604 Manhattan Beige Pearl
			SW 67935 WE N/A Antique Gold Met				SW 60802 WE 66261 Sequoia Green Pearl
F52 B/C		G44 B/C		G69 B/C		G70 B/C	
			SW 62308 WE 66273 Martinique Green Pearl		SW 66728 WE N/A Machine Green Met		SW 64936 WE 66350 Amazon Green Pearl
			SW 62632 WE 66349 Lofty Green Pearl				SW 63479 WE 86327 Titanium Pearl
N40		P06 B/C		P11 B/C		P78 B/C	
			SW 60611 WE 11574 Vail White		SW 67936 WE N/A Tango Red Met		SW 52255 WE 35732 Cambridge Red Pearl
			SW 64966 WE 36020 Ultra Red Pearl				SW 52609 WE 31745 Phoenix Red
R20 Tinted C/C		R44 B/C		S08 B/C		S13 B/C	
			SW 62309 49762 WE N/A Rio Red Pearl		SW 65159 WE 25471 Champagne Met		SW 67168 WE N/A Beige Pearl
			SW 67694 WE N/A Red Wine Pearl				SW 52773 WE 76539 Sudan Beige Met
T10 B/C		T11 B/C		T12 B/C		T18 B/C	
			SW 63654 WE 51893 Pacific Blue		SW 65667 WE 86374 Urban Gray Pearl		SW 67693 WE N/A Midnight Blue Pearl
			SW 64051 WE 57627 Memphis Blue Pearl				SW 64968 WE 57649 Steel Blue Pearl
T34 B/C		T54 B/C		T62 B/C		W09	
			SW 65887 WE N/A Torched Steel Blue Pearl		SW 67582 WE N/A Med Blue Met		SW 38773 WE N/A Summit White
			SW 66622 WE N/A Mystic Blue Pearl				SW 64052 64053(M) WE N/A Diamond White Pearl

B/C-Basecoat/Clearcoat Color (M)-Midcoat color for 3-Stage application.
These colors are intended to be used only as a reference, and may not be exact representations of mixed or applied color.

2004 CAR COLORS

MITSUBISHI



(Cont'd.)

W16



SW 67835
WE N/A
New White

W17
B/C




SW 67942
WE N/A
Starlight Pearl

W23
3 Stage




SW 66760 66761(M)
WE N/A
White Pearl

W69
3 Stage



SW 60614 60615(M)
WE 15169
Dover White Pearl

W75
3 Stage




SW 43566 43567(M)
WE 11410
Glacier White Pearl

W83




SW 46427
WE 11423
Innsbruck White

X08
B/C



SW 53041
WE 95180
Solano Black Pearl

X13
B/C



SW 34858
WE 91154
Kalapana Black

X42
B/C



SW 62310
WE 95212
Labrador Black Pearl

X48
B/C



SW 60616
WE 95208
Pendleton Black Pearl

Y01
B/C



SW 64054
WE 21876
Lightning Yellow

Miscellaneous



63386
Gray Met

Bumper/Fascia

CMH
18015



66696
Med Argent Met

Underhood

AC10595



38368
Gray

AC10632



38371
Maroon

AC10757



38376
Dark Blue

AC10795




38377
Red

AC10845




43545
Beige

AC10863




45018
White

AC10903



59982
Black

AC10955



45340
White

AC11235



61215
Light Gray

AC11239




56224
Dark Blue

AC11312




59445
Blue

AC11321



59447
White

AC11357



60801
Med Green

CBM
17007



67695
Blue

B/C-Basecoat/Clearcoat Color. (M)-Midcoat color for 3-Stage application.

These colors are intended to be used only as a reference, and may not be exact representations of mixed or applied color.

2004 CAR COLORS

**SHERWIN-
WILLIAMS**
AUTOMOTIVE FINISHES



Underhood (Cont'd.)

CMB
17004



63653
Bright Blue

CMB
17005



66731
Med Blue

CMG
17001




62485
Med Green

CMG
17002



61541
Med Green

CMG
17003



62487
Grayish Green

CMR
17001



63172
Red

Mitsubishi Exterior / Underhood Compatibility

Exterior Code	SW #	Underhood Code	SW #
A26	50503	AC11235	61215
A69	53503	AC10595	38368
F26	60802	AC11357	60801
F26	60802	CMG17002	61541
G44	62632	CMG17003	62487
P78	52255	AC10632	38371
P85	52609	AC10795	38377
R20	62309 / 49762	CMR17001	63172

Mitsubishi Exterior / Underhood Compatibility

Exterior Code	SW #	Underhood Code	SW #
S74	52773	AC10845	43545
W09	38773	AC11321	59447
W13	64052 / 64053	AC10863	45018
W75	43566 / 43567	AC10955	45340
W83	46427	AC10863	45018
X08	53041	AC10903	59982
X42	62310	AC10903	59982

Montero / Montero Sport Tu-Tone Combination Codes

Tu-Tone Code	Model	Upper Color	SW #	WE #	Lower Color	SW #	WE #
F4S	Montero	G70	64936	66350	S74	52773	76539
N8U	Montero	W75	43566/43567	Not Available	A21	45366	85771
P2S	Montero	P78	52255	35732	S74	52773	76539
W0E	Montero	W75	43566/43567	Not Available	S74	52773	76539
X4E	Montero	X08	53041	95180	S74	52773	76539
B1E	Montero Sport	T11	64051	57627	S74	52773	76539
F3S	Montero Sport	G70	64936	66350	S74	52773	76539
HA6	Montero Sport	A19	66619	N/A	A75	52605	86054
N3S	Montero Sport	W09	38773	11269	S74	52773	76539
PA7	Montero Sport	P78	52255	35732	A75	52605	86054
X3E	Montero Sport	X08	53041	95180	S74	52773	76539

Model Year Designation (10th character of VIN number)

Code	Year
4	2004
3	2003
2	2002
1	2001
Y	2000
X	1999
W	1998
V	1997
T	1996
S	1995
R	1994
P	1993

Assembly Plant Codes (11th character of VIN number)

Plant Code	Plant
E	Normal, Illinois
J or P	Nagoya, Japan
T	Tonsley Park, Australia
U	Mizushima, Japan

2004 CAR COLORS



NISSAN / INFINITI

NISSAN / INFINITI

		A12 B/C		A14 B/C		A15 B/C	
			SW 66851 WE N/A Imperial Orange Met		SW 65603 WE N/A Berry Met		SW 64903 WE 36034 Sonoma Sunset Met
A17 B/C		A19 B/C		AG2 B/C		AX2 B/C	
			SW 64899 WE 45273 Lemans Sunset Met		SW 38656 WE 38656 Aztec Red		SW 61702 WE 35993 Inferno Red Met
			SW 65695 WE N/A Radiant Ember Met				SW 61881 WE 35994 Merlot Pearl
AX6 B/C		AY2 B/C		B10 B/C		B14 B/C	
			SW 64806 WE 36029 Garnet Fire Met		SW 66452 WE N/A Azure Blue Met		SW 66852 WE N/A New Blue Met
			SW 63185 WE 31924 Red				SW 64900 WE 57679 Crystal Blue Met
B17 B/C		B18 B/C		BW5 B/C		BW9 B/C	
			SW 66623 WE N/A Deep Water Blue Pearl		SW 61000 WE 57618 Twilight Blue Met		SW 60382 WE 57514 Dark Blue Pearl
			SW 64901 WE 57680 Daytona Blue Met				SW 61689 WE 51886 Just Blue
BX7 B/C		BY1 B/C		C10 B/C		C12 B/C	
			SW 63911 WE 57620 Vibrant Blue Met		SW 65604 WE N/A Sahara Gold Met		SW 66853 WE N/A Coral Sand Met
			SW 61690 WE 57594 Electric Blue Met				SW 65696 WE N/A Dark Driftwood Met
C15 B/C		C16 B/C		CV0 B/C		CY0 B/C	
			SW 65530 WE 76739 Grayish Brown Met		SW 59929 WE 76680 Sand Dune Met		SW 63307 WE 76742 Burnt Copper Met
			SW 64904 WE 76741 Brown Met				SW 63814 WE 45268 Sedona Met
D10 B/C		D11 B/C		D13 B/C		DY2 B/C	
			SW 65605 WE N/A Green Tea Met		SW 64905 WE 86372 Canteen		SW 63495 WE 66302 Mystic Emerald Met
			SW 64807 WE 66348 Emerald Mist Met				SW 64906 WE 21887 Fun Yellow
E12 B/C		E22 B/C		EW3 B/C		EY0 B/C	
			SW 66917 WE N/A Reliable Khaki		SW 60381 WE 21862 Solar Yellow		SW 63308 WE 25462 Golden Sand Met
			SW 64907 WE 25470 Light Gold Met				SW 63496 WE 25461 Velvet Beige Met

























B/C-Basecoat/Clearcoat Color

These colors are intended to be used only as a reference, and may not be exact representations of mixed or applied color.

2004 CAR COLORS



NISSAN / INFINITI (Cont'd.)

EY2 B/C		G10 B/C		J20 B/C		K11 B/C		K12 B/C	
	SW 65811 WE N/A Silica Gold Met		SW 65606 WE N/A Galaxy Met		SW 66453 WE N/A Sage Met		SW 65607 WE N/A Smoke Met		SW 65608 WE N/A Silver Coolness Met
K21 B/C		K22 B/C		K25 B/C		KH3 B/C		KV9 B/C	
	SW 66925 WE N/A Platinum Met		SW 66918 WE N/A Chrome Silver Met		SW 67284 WE N/A Liquid Aluminum Met		SW 41101 WE 91152 Super Black		SW 59928 WE 86257 Radium Silver Met
KX6 B/C		KY0 B/C		KY1 B/C		KY2 B/C		KY4 B/C	
	SW 63635 WE 76729 Desert Platinum Met		SW 63784 WE 86339 Chrome Silver Met		SW 63498 WE 86338 Sheer Silver Met		SW 63499 WE 76728 Polished Pewter Met		SW 63912 WE 86340 Molten Silver Met
Q10 B/C		Q11 3 Stage		QM1		QX1 3 Stage		QX3 3 Stage	
	SW 65609 WE N/A White		SW 65610 65611(M) WE N/A Nordic White Pearl		SW 50658 WE 11463 Cloud White		SW 63312 63313(M) WE 15174 Glacier Pearl		SW 62330 62331(M) WE 15173 Satin White Pearl
R10 B/C		R12 B/C		WV2 B/C		Z33 B/C			
	SW 64908 WE 45274 Bright Copper Met		SW 65532 WE 45272 Liquid Copper Met		SW 62220 WE 86371 Gray Met		SW 64909 WE 66347 Envy Green Met		

Interior

PC35		PC62		PG05		PK32	
	63345 Blond		63340 Beige		63341 Charcoal		63346 Sage
PK66							
	63339 Gray						

NISSAN / INFINITI


2004 CAR COLORS



NISSAN / INFINITI (Cont'd.)

Underhood

A01M1



64116
Dark Red

A01T2



63380
Dark Red

A01W1



63381
Red

A01W2



63384
Red

A02M1



65237
Dark Maroon

A02W2



63379
Red

B01M1



63374
Dark Blue

B01W2




63375
Blue

D01T2



63329
Grayish Green

D02M1



63337
Light Green

E01M2



63327
Beige

E01T2




63367
Beige

E01W1




63332
Beige

K01M2




63364
Black

K01T2



63330
Black

K01W2



63365
Black

K02T2



63331
Gray

K02W2



63359
Gray

K03M1




63353
Gray

K03M2




63356
Gray

K03T2



63354
White

K03W1



63355
White

K03W2




63357
Gray

K0451




63350
White

K04M1




63349
White

K04W2



63351
White

K05M2



64118
White

2004 CAR COLORS



NISSAN / INFINITI (Cont'd.)

Nissan / Infiniti Exterior / Underhood Compatibility			
Exterior Code	SW #	Underhood Code	SW #
AX5	61881	A01T2	63380
AX5	61881	A01W1	63381
AX5	61881	A02W2	63379
AX6	63185	A01W2	63384
AY2	64806	A01M1	64116
AY2	64806	A02M1	65237
B10	66452	K03M2	63356
BW5	61000	B01M1	63374
BW5	61000	K01M2	63364
BW9	60382	B01W2	63375
BW9	60382	K01T2	63330
BW9	60382	K01W2	63365
CY0	63307	A01W1	63381
EY0	63308	D01T2	63329
EY0	63308	E01M2	63327
EY0	63308	E01W1	63332
KH3	41101	K01M2	63364
KH3	41101	K01T2	63330
KH3	41101	K01W2	63365

Nissan / Infiniti Exterior / Underhood Compatibility			
Exterior Code	SW #	Underhood Code	SW #
KX6	63635	K03M1	63353
KY0	63784	K02T2	63331
KY0	63784	K03M1	63353
KY0	63784	K03M2	63356
KY0	63784	K03W2	63357
QM1	50658	K03T2	63354
QM1	50658	K03W1	63355
QM1	50658	K0451	63350
QM1	50658	K04W2	63351
QM1	50658	K05M2 / M1L	64118
QX1	63312 / 63313	K03T2	63354
QX1	63312 / 63313	K03W1	63355
QX1	63312 / 63313	K04M1	63349
QX1	63312 / 63313	K04W2	63351
QX1	63312 / 63313	K05M2 / M1L	64118
WV2	62220	K02W2	63359
WV2	62220	K03M2	63356

Model Year Designation (10th character of VIN number)	
Code	Year
4	2004
3	2003
2	2002
1	2001
Y	2000
X	1999
W	1998
V	1997
T	1996
S	1995
R	1994
P	1993

Assembly Plant Codes (11th character of VIN number)	
Plant Code	Plant
C	Smyrna, Tennessee
U	Zama, Japan
X	Nissha-Hiratsuka, Japan
W	Kyushyu, Japan
L	Aguascalientes / Cuernavaca, Mexico
T	Oppama, Japan
M	Tochigi, Japan
4	Aichi, Japan
5	Murayama, Japan
9	Fujijyu, Japan
D	Avon Lake, Ohio

NISSAN / INFINITI

2004 CAR COLORS

PORSCHE



			041 A1		22D B/C		22E B/C		
				SW 59051 WE 91166 Black		SW 42443 WE 86066 Slate Gray Met		SW 42448 WE 66008 Forest Green Met	
37U 38U B/C		37W 39C B/C			6A6 6A7 B/C		6B4 6B5 B/C		738 744 B/C
	SW 45661 WE 56031 Cobalt Blue Met		SW 45656 WE 56032 Midnight Blue Met		SW 63297 WE 86310 Meridian Met		SW 63298 WE 86311 Seal Gray Met		SW 45663 WE 95149 Basalt Black Pearl
92E 92M B/C		92T 92U B/C			A5G D3 B/C		A7W 8E B/C		C9Z Z4 B/C
	SW 45654 WE 85745 Polar Silver Met		SW 54898 WE 86139 Arctic Silver Met		SW 57311 WE N/A Dark Sea Blue		SW 60586 WE 86289 Crystal Silver Met		SW 50771 WE 95172 Basalt Black Met
D7Z A7 B/C		M1W D5 B/C			M1X M9 B/C		M3W E4 B/C		M5W J2 B/C
	SW 67781 WE N/A Titanium Met		SW 67782 WE N/A Jarama Beige Met		SW 67783 WE N/A Prosecco Met		SW 67784 WE N/A Carmon Red Met		SW 67785 WE N/A Lapis Blue Met
M6W G4 B/C		M7X E7 B/C			R9A R6 B/C				
	SW 65668 WE 66338 Dark Teal Met		SW 67951 WE N/A Atlas Gray Met		SW 64785 WE 11601 Sand White				

Underhood: Porsche models use exterior base color only

Model Year Designation (10th character of VIN number)	
Code	Year
4	2004
3	2003
2	2002
1	2001
Y	2000
X	1999
W	1998
V	1997
T	1996
S	1995
R	1994
P	1993


Assembly Plant Codes (11th character of VIN number)	
Plant Code	Plant
S	Stuttgart, Germany

2004 CAR COLORS

SHERWIN-WILLIAMS
AUTOMOTIVE FINISHES


SAAB

170
B/C



SW 59059
WE 91167
Black

268
B/C



SW 57054
WE 86172
Silver Met

278
B/C



SW 62968
WE 31915
Laser Red

279
B/C




SW 62969
WE 86314
Steel Gray Met

283
B/C



SW 64210
WE 11596
Polar White

284
B/C



SW 65615
WE 36030
Merlot Red Met

286
B/C




SW 64211
WE 76732
Hazelnut Met

287
B/C




SW 65616
WE 81419
Dolphin Gray

288
B/C




SW 65617
WE 66339
Graphite Green Met

289
B/C




SW 67462
WE N/A
Espresso Black Met

290
B/C



SW 67463
WE N/A
Nocturne Blue Met

291
B/C



SW 67464
WE N/A
Glacier Blue Met

292
B/C



SW 67465
WE N/A
Lime Yellow Met

Wheel


B/C



62341
Light Silver Met

**Bumper /
Fascia**

281
B/C



60689
Gray Texture

Underhood: SAAB models use exterior base color only

SAAB


Model Year Designation (10th character of VIN number)	
Code	Year
4	2004
3	2003
2	2002
1	2001
Y	2000
X	1999
W	1998
V	1997
T	1996
S	1995
R	1994
P	1993

Assembly Plant Codes (11th character of VIN number)	
Plant Code	Plant
1 or 3	Trollhattan, Sweden
6	Graz, Austria

2004 CAR COLORS



01G
B/C



SW 63487
WE 86347
Platinum Silver Met

01X
3 Stage



SW 62286 62287(M)
WE N/A
White Frost Pearl

02C
B/C




SW 63490
WE 57629
World Rally Blue Pearl

07V
B/C




SW 63491
WE N/A
Savanna Green Met

08V
B/C



SW 63489
WE N/A
Midnight Black Pearl

09V
B/C



SW 63488
WE N/A
Graystone Met

17X
B/C



SW 64872
WE 57668
Mystic Blue Pearl

18L
B/C



SW 64329
WE 95223
Java Black Pearl

18X
B/C



SW 64077
WE 36010
Regatta Red Pearl

19X
B/C



SW 64078
WE 86348
Silver Stone Met

19Y
B/C



SW 64347
WE 66340
Sea Mist Green Pearl

22G
B/C



SW 65419
WE N/A
San Remo Red

22W
B/C



SW 64873
WE 36031
Cayenne Red Pearl

23W
B/C



SW 64874
WE 57669
Pacifica Blue Pearl

23Y
B/C



SW 64875
WE 21884
Baja Yellow

26D
B/C



SW 64330
WE 86367
Steel Gray Met

29W
33F
B/C



SW 64876
WE 66341
Dark Green Mica

35S
B/C



SW 67631
WE N/A
Granite Gray Pearl

35Y
B/C




SW 67590
WE N/A
Monterey Silver Met

36J
32L
3 Stage



SW 67762 67763(M)
WE N/A
Arctic White Pearl

39D
37F
B/C




SW 67625
WE N/A
Brilliant Silver Met

39J
33L
B/C



SW 67593
WE N/A
Champagne Gold Met

51E
B/C



SW 57587
WE 11550
Aspen White

54A
B/C



SW 54503
WE 95192
Black Granite Pearl

82X



SW 58147
WE 11564
Birch White

89N
B/C



SW 58148
WE 81403
Titanium Pearl

93H
B/C



SW 60049
WE 25429
Sierra Gold Met

94H
B/C



SW 60050
WE N/A
Sedona Red Pearl

95H
B/C



SW 60051
WE N/A
Blue Ridge Pearl

B/C



67842
Med Gold Met

Wheel


2004 CAR COLORS

SHERWIN-WILLIAMS
AUTOMOTIVE FINISHES



Cladding

19X
B/C




64078
Silver Stone Met

26D
B/C



64330
Steel Gray Met

36Y
B/C



67591
Onyx Met

37Y
B/C



67592
Moonlight Met

89N
B/C



58148
Titanium Pearl

Underhood: Subaru models may use specific color-keyed primer or exterior base color only.

CS7V



64469
Dark Green

CS9V




64837
Med Gray

CS9Y



64839
Dark Green




60735
Dark Green



60764
Dark Blue



60765
Dark Red



60766
Black



60767
Med Tan



60768
Light Green




60769
Dark Maroon



60770
Dark Yellow



60773
Med Red



60774
Silky White



60775
Dark Gray



60776
Med Gray



60777
Light Gray

Model Year Designation (10th character of VIN number)

Code	Year
4	2004
3	2003
2	2002
1	2001
Y	2000
X	1999
W	1998
V	1997
T	1996
S	1995
R	1994
P	1993

Assembly Plant Codes (11th character of VIN number)

Plant Code	Plant
5, 6, 7	Lafayette, IN (SIA)
G, H, L	Gunma, Japan (FHI)

B/C-Basecoat/Clearcoat Color.

These colors are intended to be used only as a reference, and may not be exact representations of mixed or applied color.

2004 CAR COLORS




(Cont'd.)

Tu-Tone Combination Codes							
Tu-Tone Code	Make/Model	Upper Color	SW #	WE #	Lower Color	SW #	WE #
0E8	Legacy/Outback	01X	62286/62287	N/A	89N	58148	81403
0J3	Forester	01G	63487	86347	UNPAINTED		
1Y1	Legacy/Outback	17X	64872	57668	89N	58148	81403
1Y2	Legacy/Outback	18X	64077	36010	89N	58148	81403
1Y4	Legacy/Outback	19Y	64347	66340	89N	58148	81403
2C3	Forester/Impreza	23W	64874	57669	26D	64330	86367
2C6	Forester/Impreza	29W	64876	66341	26D	64330	86367
2G1	Forester	18L	64329	95223	26D	64330	86367
2J1	Forester	22W	64873	36031	UNPAINTED		
2J2	Forester	23W	64874	57669	UNPAINTED		
2J4	Forester	29W	64876	66341	UNPAINTED		
2K1	Impreza/WRX	22G	65419	N/A	26D	64330	86367
2L6	Impreza/WRX	51E	57587	11550	26D	64330	86367
2L7	Forester/Impreza/WRX	01G	63487	86347	26D	64330	86367
2N5	Forester	93H	60049	25429	26D	64330	86367
2X1	Legacy/Outback	19X	64078	86348	89N	58148	81403
2Z3	Baja	23Y	64875	21884	19X	64078	86348
2Z5	Baja	54A	54503	95192	19X	64078	86348
2Z8	Baja	18X	64077	36010	19X	64078	86348
3H3	Legacy	37F	67625	N/A	35S	67631	N/A
3H7	Legacy	33F	64876	66341	35S	67631	N/A
3H8	Legacy	32L	67762/67763	N/A	35S	67631	N/A
3H9	Legacy	33L	67593	N/A	35S	67631	N/A
3K3	Legacy	39D	67625	N/A	35S	67631	N/A
3M1	Legacy	29W	64876	66341	35S	67631	N/A
3M2	Legacy	36J	67762/67763	N/A	35S	67631	N/A
3M4	Legacy	39J	67593	N/A	35S	67631	N/A
3X2	Baja	35Y	67590	N/A	19X	64078	86348
3X3	Baja/Outback	54A	54503	95192	36Y	67591	N/A
3Z9	Baja	01X	62286/62287	N/A	19X	64078	86348
4X3	Legacy/Outback	54A	54503	95192	36Y	67591	N/A
4X4	Legacy/Outback	01X	62286/62287	N/A	37Y	67592	N/A
4Z2	Legacy/Outback	39J	67593	N/A	89N	58148	N/A
8J5	Forester	51E	57587	11550	UNPAINTED		
8Y7	Legacy/Outback	54A	54503	95192	89N	58148	81403
9R5	Forester	93H	60049	25429	UNPAINTED		




11U




SW 56925
WE 11534
Galaxy White

13C
B/C



SW 58834
WE 91173
Satin Black

26U



SW 36940
WE 11487
Superior White

26V
B/C



SW 65164
WE N/A
Imperial Blue Mica

30U
B/C



SW 60971
WE 57531
Midnight Blue Mica

31U
B/C



SW 65165
WE N/A
Denim Blue Met

32U
B/C



SW 64440
WE 57607
Pastel Blue Met

33U
B/C



SW 67564
WE N/A
Sports Blue Met

34U
B/C



SW 64441
WE 66293
Modern Green Met

B/C-Basecoat/Clearcoat Color.













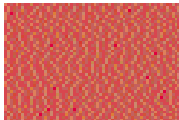

























These colors are intended to be used only as a reference, and may not be exact representations of mixed or applied color.

2004 CAR COLORS

SHERWIN-WILLIAMS
AUTOMOTIVE FINISHES



(Cont'd.)

			35U B/C		40V B/C		44V B/C		
				SW 65166 WE N/A Khaki Green Met		SW 65162 WE N/A Frost Green Met		SW 65167 WE N/A Khaki Green Met	
48U B/C		49U B/C		52U		60V B/C		64U B/C	
	SW 67565 WE N/A Brilliant Green Met		SW 64524 WE 61749 Yellow Green Met		SW 55990 WE 21775 Highway Yellow		SW 65163 WE N/A Rich Gold Met		SW 60685 WE 35965 Red Brown Mica
67U B/C		68U B/C		70U B/C		73L B/C		77U B/C	
	SW 67566 WE N/A Goldish Beige Met		SW 65168 WE N/A Melange Beige Met		SW 59918 WE 35954 Red Rock Mica		SW 55994 WE 31830 Super Red		SW 64442 WE 35999 Active Red Met
83L B/C		83U B/C		87U B/C		92U B/C		93U B/C	
	SW 53380 WE 95195 Granada Black Mica		SW 60973 WE 86279 Sky Gray Mica		SW 64443 WE 95213 Pearl Black		SW 56939 WE 86165 Poly Silver Met		SW 56940 WE 86166 Olive Silver Met
95U B/C		Z07 B/C		Z1E		Z2J B/C		Z2S B/C	
	SW 64444 WE 86331 Dove Silver Met		SW 52579 WE 31749 Victory Red		SW 60437 WE 21885 Naples Yellow		SW 58193 WE N/A Cyprus Blue Met		SW 57799 WE 86233 Silky Silver Met
Z2T B/C		Z2U B/C		Z5K B/C		Z7T 3 Stage		Z9F B/C	
	SW 57800 WE 66203 Grove Green Met		SW 59794 WE 57555 Catseye Blue Met		SW 60429 WE 35972 Cassis Red Pearl		SW63460 63461(M) WE N/A White Pearl		SW 61433 WE 11582 Bright White
Z9J B/C		Z9T		ZA3 B/C		ZA4 B/C		ZA5 3 Stage	
	SW 61767 WE 86294 Platinum Silver Met		SW 61206 WE 31921 Bright Red		SW 62963 WE 35995 Burgundy Pearl		SW 62261 WE 76701 Cool Beige Met		SW 63391 63392(M) WE N/A White Pearl
ZC4 B/C		ZC5 B/C		ZC6 B/C		ZE9 B/C		ZJ3 B/C	
	SW 63527 WE 66285 Med Green Met		SW 63525 WE 57597 Indigo Blue Met		SW 63526 WE 35996 Med Red Met		SW 63652 WE 57644 Lake Blue Met		SW 64022 WE 95217 Bluish Black Pearl

B/C-Basecoat/Clearcoat Color (M)-Midcoat color for 3-Stage application.
These colors are intended to be used only as a reference, and may not be exact representations of mixed or applied color.

2004 CAR COLORS



(Cont'd.)

ZN9
B/C



SW 64857
WE 21881
Bright Yellow

ZY2
B/C



SW 67583
WE N/A
Brilliant Yellow

ZY4
B/C



SW 67927
WE N/A
Azure Gray Met

ZY6
B/C




SW 67689
WE N/A
Cactus Green Met

ZY8
B/C



SW 67690
WE N/A
Shining Red Met


Wheel



46996
Silver Met



49926
Black



49928
Light Silver Met

Underhood

1CZ



56818
Dark Blue

1LC



59578
White

OF5



52587
Black

OF8




54740
Med Red

OFM



58366
Gray

OFW-2



51281
White

OP1



58192
Green

OP4



60408
Blue

OP5



64017
Light Bronze Mist

ZOC



57713
Light Gray

Z26



56819
Red

ZF1



62921
Dark Gray

ZL5



65474
Atlas Beige

ZM7



67281
Yellow



63616
Light Gray



63617
Med Gray



63618
Dark Gray



63619
Med Tan

2004 CAR COLORS



(Cont'd.)

Suzuki Exterior / Underhood Compatibility			
Exterior Code	SW #	Underhood Code	SW #
1SC	58834	OF5	52587
26U	36940	1LC	59578
Z2J	58193	ZF1	62921
Z2S	57799	Z0C	57713
Z2T	57800	1CZ	56818
Z2T	57800	ZF1	62921
Z2U	59794	1CZ	56818
Z2U	59794	ZF1	62921
Z5K	60429	Z26	56819
Z9F	61433	OFW-2	51281
Z9J	61767	OFM	58366

Suzuki Exterior / Underhood Compatibility			
Exterior Code	SW #	Underhood Code	SW #
Z9T	61206	Z26	56819
ZA4	62261	Z0C	57713
ZA5	63391 / 63392	1LC	59578
ZC4	63527	OP1	58192
ZC5	63525	OF5	52587
ZE9	63652	Z0C	57713
ZJ3	64022	ZF1	62921
ZY2	67583	1CZ	56818
ZY6	67689	ZF1	62921
ZY8	67690	Z26	56819

Grand Vitara Tu-Tone Combination Codes						
Tu-Tone Code	Upper Color	SW #	WE #	Lower Color	SW #	WE #
No Code	Z2T	57800	66203	ZA4	62261	76701
No Code	Z5K	60429	35972	ZA4	62261	76701
No Code	Z2U	59794	57555	Z2S	57799	86233

Model Year Designation (10th character of VIN number)	
Code	Year
4	2004
3	2003
2	2002
1	2001
Y	2000
X	1999
W	1998
V	1997
T	1996
S	1995
R	1994
P	1993

Assembly Plant Codes (11th character of VIN number)	
Plant Code	Plant
5	Kosai, Japan
6	Ingersoll, Ontario (CAMI)

2004 CAR COLORS

TOYOTA / LEXUS







































040		051 3 Stage		056 U056		062 3 Stage	
	SW 35000 WE N/A Super White II		SW 42872 42873(M) WE 11464 Diamond White Pearl		SW 52893 WE 11486 Natural White		SW 60444 60445(M) WE 15170 Crystal White Pearl
064 U064 3 Stage		065 3 Stage		066 3 Stage		068 B/C	
	SW 61870 61871(M) WE N/A Frosted White Pearl		SW 62429 62430(M) WE N/A White Gold Pearl		SW 62442 62443(M) WE N/A Parchment Crystal Pearl		SW 63315 WE 11598 Polar White
071 3 Stage		072 3 Stage		1C0 B/C		1C6 B/C	
	SW 66367 66368(M) WE N/A Arctic Frost Pearl		SW 67722 67723(M) WE N/A Moonlight Pearl		SW 56793 WE 86200 Millenium Silver Met		SW 59271 WE 86284 Graphite Gray Pearl
1D2 U1D2 B/C		1D4 U1D4 B/C		1D6 U1D6 B/C		1D7 B/C	
	SW 60464 WE 86295 Thunder Cloud Met		SW 62321 WE 86317 Titanium Met		SW 62444 WE 86320 Silver Sky Met		SW 62431 WE 86318 Silver Shadow Pearl
1E3 U1E3 B/C		1E6 B/C		1E7 B/C		1E8 B/C	
	SW 64134 WE 86350 Phantom Gray Pearl		SW 64173 WE 86358 Moonshadow Met		SW 65073 WE 86375 Silver Streak Mica		SW 64990 WE 86380 Ash Blue Mica
1F0 B/C		1F2 B/C		202 U202 B/C		209 U209 B/C	
	SW 65298 WE 86377 Silver Pine Met		SW 67772 WE N/A Mercury Met		SW 57871 WE 91158 Black		SW 57925 WE 95201 Black Sand Pearl
3L5 U3L5		3P0 B/C		3P1 U3P1 B/C		3P2 B/C	
	SW 54291 WE 31797 Radiant Red		SW 60458 WE 31890 Absolutely Red		SW 61432 WE 35979 Impulse Red Pearl		SW 61358 WE 35989 Black Cherry Pearl
3P6 B/C		3Q2 B/C		3Q3 U3Q3 B/C		3Q4 B/C	
	SW 62446 WE 51887 Twilite Amethyst Met		SW 64010 WE 36012 Black Garnet Pearl		SW 64147 WE 36011 Salsa Red Pearl		SW 64135 WE 76734 Alabaster Met
						3Q7 B/C	
							SW 65307 WE 36037 Cassis Pearl

B/C-Basecoat/Clearcoat Color (M)-Midcoat color for 3-Stage application.

These colors are intended to be used only as a reference, and may not be exact representations of mixed or applied color.

2004 CAR COLORS

TOYOTA / LEXUS (Cont'd.)

		4P7 B/C		4Q2 U4Q2 B/C		4Q8 B/C			
			SW 58336 WE 25415 Mystic Gold Met		SW 60451 WE 76682 Desert Sand Mica		SW 62448 WE 76720 Egyptian Sand Pearl		
4R0 B/C		4R2 U4R2 3 Stage		4R3 B/C		4R4 B/C		4R6 B/C	
	SW 64939 WE 76744 Sand Castle Met		SW 65300 65301(M) WE N/A Sand Dollar Pearl		SW 65302 WE 25472 Sonora Gold Pearl		SW 66664 WE N/A Savannah Met		SW 67777 WE N/A Baja Sand Met
4R7 3 Stage		4R9 B/C		4S1 B/C		4S2 B/C		576	
	SW 67724 67725(M) WE N/A Orange Mica		SW 67162 WE N/A Orange Met		SW 67726 WE N/A Briarwood Mica		SW 67727 WE N/A Driftwood Mica		SW 49703 WE 21682 Solar Yellow
580 B/C		586 B/C		587 B/C		597 B/C		6M7 B/C	
	SW 59592 WE 25441 Millenium Gold Mica		SW 61827 WE 76714 Vintage Gold Met		SW 62449 WE 25447 Dorado Gold Pearl		SW 67839 WE N/A Light Yellow		SW 47410 WE N/A Camouflage Met
6Q7 U6Q7 B/C		6R4 B/C		6R6 B/C		6S5 B/C		6S6 B/C	
	SW 56660 WE 66114 Imperial Jade Mica		SW 57926 WE 66242 Electric Green Mica		SW 60447 WE 66243 Mineral Green Mica		SW 62304 WE 66275 Mystic Sea Opal Mica		SW 62432 WE 66276 Midnight Pine Pearl
6S7 B/C		6S9 B/C		6T1 B/C		6T2 B/C		6T3 B/C	
	SW 64148 WE 66311 Aspen Green Pearl		SW 64726 WE N/A Tidelands Mica		SW 66369 WE N/A Bamboo Pearl		SW 64992 WE 66354 Eucalyptus Mica		SW 66669 WE N/A Black Forest Pearl
6T5 B/C		6T6 B/C		6T7 B/C		7119		761 B/C	
	SW 67778 WE N/A Oasis Mica		SW 67543 WE N/A Everglade Mica		SW 67728 WE N/A Cypress Mica		SW 67769 WE N/A Silver Metallic		SW 57085 WE 66277 Aqua Ice Opal Met
772 B/C		8L4 B/C		8M6 U8M6 B/C		8N0 B/C		8N6 B/C	
	SW 64140 WE 57635 Starlight Pearl		SW 52994 WE 57403 Atlantis Blue Mica		SW 56754 WE 57396 Spectra Blue Mica		SW 57858 WE 57682 Zephyr Blue Met		SW 60728 WE 57578 Bluestone Met

B/C-Basecoat/Clearcoat Color (M)-Midcoat color for 3-Stage application.
These colors are intended to be used only as a reference, and may not be exact representations of mixed or applied color.

2004 CAR COLORS

TOYOTA / LEXUS (Cont'd.)

8P1
B/C



SW 62305
WE 57596
Blue Met

8P4
B/C



SW 61272
WE 57579
Indigo Ink Pearl

8P6
B/C



SW 61273
WE 86316
Blue Vapor Met

8P8
B/C



SW 62433
WE 57581
Blue Onyx Pearl

8P9
B/C



SW 62452
WE 57582
Blue Marlin Pearl

8Q0
U8Q0
B/C



SW 62453
WE 57583
Stratosphere Mica

8Q2
B/C



SW 64136
WE 57634
Catalina Blue Pearl

8Q5
B/C



SW 64764
WE 57683
Cosmic Blue Met

8R2
B/C



SW 65303
WE 57684
Paradise Blue Met

8R3
B/C



SW 65304
WE 57685
Pacific Blue Met

8R4
B/C



SW 65305
WE 57686
Blue Meridian Pearl

8R5
B/C



SW 66370
WE N/A
Blue Mirage Met

8R6
B/C



SW 66670
WE N/A
Breakwater Blue Met

8R7
B/C



SW 66671
WE N/A
Neptune Blue Mica

8R9
B/C




SW 67780
WE N/A
Oceanus Met

8S2
B/C



SW 67729
WE N/A
Seaside Mica

9AA
B/C



SW 67730
WE N/A
Lavender Met


949
B/C



SW 67838
WE N/A
Lavender Mica

Wheel

B/C



62634
Silver Met

Bumper/Fascia


(For Colors not shown in this section refer to EXTERIOR section)

11GY21
B/C



64729
Dark Gray Met

196
B/C



47605
Pewter Pearl

UCA31
B/C



44157
Dark Gray Met

UCA46
B/C



46754
Light Grayish Beige
Met

UCAD7
B/C



62454
Warm Silver Met


2004 CAR COLORS

TOYOTA / LEXUS (Cont'd.)

Cladding

(For Colors not shown in this section refer to EXTERIOR section)

UCAA1
B/C



54295
Med Blue Met

UCAD7
B/C



62454
Warm Silver Met

U1B9
B/C



56738
Quicksilver FX Met

UCA31
B/C



44157
Dark Gray Met

Running Boards

(For Colors not shown in this section refer to EXTERIOR section)

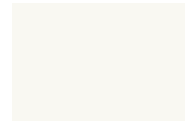
UCAD7
B/C



62454
Warm Silver Met


**Underhood: Toyota and Lexus models will
discontinue color-keyed primers and will
use the exterior base color with clearcoat**

5012



59135
White

5020




59949
White

5027




60718
White

5028



59586
White

5031



57851
White

5101



57668
Gray

5170



58348
Light Gray

5177



57531
Light Gray

5182




60719
Med Gray

5185



59599
Light Gray

5201



57384
Black

5372



57530
Dark Red

5379



58330
Dark Red

5380



59946
Dark Maroon

5396



58349
Dark Maroon

5397



59940
Med Brown

5388



59958
Dark Red

2004 CAR COLORS

Toyota / Lexus Color Compatibility Plan				
EXTERIOR BODY COLOR	MODEL	CLADDING	BUMPER/FASCIA	RUNNING BOARD
040 / SW #35000 Super White II	Rav4	Silver / U1B9 / 56738	Gray / U1D4 / 62321	
056 / SW #52893 Natural White	Land Cruiser		Gray / UCA46 / 46754	
	Sequoia	Silver / UCAD7 / 62454	Silver / UCAD7 / 62454	Silver / UCAD7 / 62454
	Tundra		White / U056 / 52893	
064 / SW #61870 / 61871 Frosted White Pearl	Rav4		White / U064 / 61870/6187	
070 / SW #65295 / 65296 Blizzard Pearl	LX470	White / U070 / 65295/65296		
1C0 / SW #56793 Millenium Silver Metallic	Rav4	Silver / U1B9 / 56738		
1C8 / SW #58582 Lunar Mist Metallic	Tacoma		Silver / U1C8 / 58582	Silver / U1C8 / 58582
1D2 / SW #60464 Thunder Clous Metallic	Land Cruiser		Gray / U1D2 / 60464	
1D4 / SW #62321 Titanium Metallic	Rav4		Gray / 196 / 47605 Gray / U1D4 / 62321	
1D6 / SW #62444 Silver Sky Metallic	Sequoia	Silver / U1D6 / 62444	Silver / U1D6 / 62444	Silver / U1D6 / 62444
	Tundra		Silver / U1D6 / 62444	
1E0 / SW #64005 Flint Mica	Rav4		Gray / 196 / 47605	
1E3 / SW #64134 Phantom Gray Pearl	Sequoia	Silver / UCAD7 / 62454	Silver / UCAD7 / 62454	Silver / UCAD7 / 62454
	Tundra		Gray / U1E3 / 64134	
1E9 / SW #65297 Galactic Gray Mica	Land Cruiser		Gray / UCA31 / 44157	
	LX470	Gray / UCA31 / 44157		
202 / SW #57871 Black	Land Cruiser		Gray / UCA31 / 44157	
	LX470	Gray / UCA31 / 44157		
	Rav4		Gray / 196 / 47605 Black / U202 / 57871	
	Sequoia	Gray / U1E3 / 64134	Gray / U1E3 / 64134	Gray / U1E3 / 64134
	Tundra		Black / U202 / 57871	
209 / SW #57925 Black Sand Pearl	Tacoma		Black / U209 / 57925	Black / U209 / 57925
3L5 / SW #54291 Radiant Red	Tacoma		Red / U3L5 / 54291	Red / U3L5 / 54291
3P1 / SW #61432 Impulse Red Pearl	Tacoma		Red / U3P1 / 61432	Red / U3P1 / 61432
3Q2 / SW #64010 Black Garnet Pearl	Land Cruiser		Gray / UCA31 / 44157	
3Q3 / SW #64147 Salsa Red Pearl	Rav4		Gray / 196 / 47605	
	Sequoia	Gray / U1E3 / 64134	Gray / U1E3 / 64134	Gray / U1E3 / 64134
	Tundra		Red / U3Q3 / 64147	
4Q2 / SW #60451 Desert Sand Mica	Sequoia	Silver / UCAD7 / 62454	Silver / UCAD7 / 62454	Silver / UCAD7 / 62454
	Tundra		Tan / U4Q2 / 60451	

2004 CAR COLORS

TOYOTA/LEXUS

Toyota / Lexus Color Compatibility Plan (Cont'd.)

EXTERIOR BODY COLOR	MODEL	CLADDING	BUMPER/FASCIA	RUNNING BOARD
4R2 / SW #65300 / 65301 Sand Dollar Pearl	LX470	Tan / U4R2 / 65300/65301		
4R3 / SW #65302 Sonora Gold Pearl	Land Cruiser		Gray / UCA46 / 46754	
4R4 / SW #66664 Savannah Metallic	Rav4		Gray / U1D4 / 62321	
6Q7 / SW #56660 Imperial Jade Mica	Land Cruiser		Gray / UCA31 / 44157	
	Sequoia	Gray / U1E3 / 64134	Gray / U1E3 / 64134	Gray / U1E3 / 64134
	Tundra		Green / U6Q7 / 56660	
6T2 / SW #64992 Eucalyptus Mica	LX470	Blue / UCAA1 / 54295		
6T6 / SW #67543 Everglade Mica	Rav4		Gray / 196 / 47605	
8L4 / SW #52994 Atlantis Blue Mica	Land Cruiser		Gray / UCA31 / 44157	
8M6 / SW #56754 Spectra Blue Mica	Rav4		Gray / 196 / 47605 Blue / U8M6 / 56754	
8P6 / SW #61273 Blue Vapor Metallic	LX470	Blue / UCAA1 / 54295		
8P9 / SW #62452 Blue Marlin Pearl	Sequoia	Silver / U1D6 / 62444	Silver / U1D6 / 62444	Silver / U1D6 / 62444
8Q0 / SW #62453 Stratosphere Mica	Tundra		Blue / U8Q0 / 62453	

VOLKSWAGEN / AUDI



L041
A1A1
B/C



SW 58310
WE 91168
Black

LA1W
1W1W
B/C



SW 62879
WE 76716
Mojave Beige Met

LA3W
K7K7
B/C



SW 67094
WE N/A
Red Spice Met

LA5W
5Z5Z
B/C



SW 62880
WE 57584
Blue Lagoon Met

LA6W
3P3P
B/C




SW 62881
WE 66278
Fresco Green Pearl

LA7S
J4J4
B/C



SW 67095
WE N/A
Stonehenge Gray Met

LA7W
8E8E
B/C




SW 60586
WE 86289
Reflex Silver Met

LB1B
T1T1
B/C




SW 64792
WE 21886
Sunflower Yellow

LB1D
B3B3
B/C



SW 64788
WE 25467
Mellow Yellow

LB1M
V1V1
B/C



SW 64790
WE 76740
Harvest Moon Beige

LB2A
Z7Z7
B/C



SW 64787
WE 41322
Sundown Orange

LB3Y
Q7Q7
B/C



SW 56784
WE 35883
Colorado Red Pearl

LB4V
P3P3
B/C



SW 67096
WE N/A
Samoa Pearl

B/C-Basecoat/Clearcoat Color.

These colors are intended to be used only as a reference, and may not be exact representations of mixed or applied color.

2004 CAR COLORS

SHERWIN-WILLIAMS
AUTOMOTIVE FINISHES



(Cont'd.)

LB5R
6X6X
B/C




SW 62882
WE 57585
Deep Blue Pearl

LB5S
5A5A
B/C



SW 62883
WE 57586
Blue Silver Met

LB5W
2Z2Z
B/C




SW 62884
WE 57587
Pacific Blue Pearl

LB5B
T4T4
B/C




SW 64789
WE 57670
Aquarius Blue

LB5N
7D7D
B/C




SW 60618
WE 57533
Indigo Blue Pearl

LB5X
9A9A
B/C




SW 62885
WE 57588
Blue Spirit Pearl

LB6X
V7V7
B/C



SW 64786
WE 66342
Alaska Green Met

LB9A
B4B4



SW 50761
WE 11466
Candy White

LC3S
9969
B/C



SW 67567
WE N/A
Tizian Red Pearl

LC5F
W9W9
B/C




SW 67097
WE N/A
Blue Graphite Pearl

LC5S
R4R4
B/C




SW 67568
WE N/A
Apassionata Blue Pearl

LC6X
8Z8Z
B/C



SW 62890
WE 66281
Baltic Green Pearl

LC7V
F8F8
B/C



SW 57314
WE 57532
Blue Anthracite Pearl

LC7W
S8S8
B/C



SW 67569
WE N/A
Butterfly Silver Pearl

LC9Y
9083
B/C



SW 67570
WE N/A
Luxury Black Pearl

LD1W
D1D1
B/C



SW 67098
WE N/A
Wheat Beige Met

LD5Q
P6P6
B/C



SW 67099
WE N/A
Shadow Blue Met

LD6S
4M4M
B/C



SW 67100
WE N/A
Northern Green Met

LD6W
E5E5
B/C




SW 67101
WE N/A
Venetian Green Pearl

LD6X
M6M6
B/C



SW 67102
WE N/A
Reed Green Met

LD7U
M3M3
B/C




SW 67103
WE N/A
Offroad Gray Met

LD7W
2A2A
B/C



SW 62891
WE N/A
Silverstone Gray Pearl

LD7X
2R2R
B/C




SW 64152
WE 86349
Platinum Gray Met

LG3L
P2P2




SW 56355
WE N/A
Red Uni

LG5V
7W7W
B/C



SW 62893
WE 57590
Galactic Blue Pearl

LG6V
L9L9
B/C




SW 57166
WE 66138
Cyber Green Met

LG9D
W8W8
3 Stage



SW 67571 67572(M)
WE N/A
White Pearl

LG9R
P4P4
B/C



SW 56359
WE N/A
Silver Mirror Met

LR1V
K6K6
B/C



SW 67573
WE N/A
Bolero Beige Met

LR1W
9077
B/C



SW 67574
WE N/A
Birken Met

LR5U
9962
B/C



SW 67575
WE N/A
Antibes Blue Met

LR5W
S5S5
B/C



SW 67576
WE N/A
Luna Blue Pearl

LR6X
9963
B/C



SW 67577
WE N/A
Marais Green Met

LR6Y
9966
B/C



SW 67578
WE N/A
Waterworld Pearl

LR7R
9946
B/C



SW 67928
WE N/A
Cairo Gray Met

LR7T
A4A4
B/C



SW 67579
WE N/A
Coucou Gray Met

LR7Y
9960
B/C



SW 67580
WE N/A
Silver Atmosphere Met

B/C-Basecoat/Clearcoat Color. (M)-Midcoat color for 3-Stage application.
These colors are intended to be used only as a reference, and may not be exact representations of mixed or applied color.

2004 CAR COLORS



(Cont'd.)


				LR8V L6L6 B/C		LR9A R6R6 B/C	
					SW 67581 WE N/A Aubergine Pearl		SW 64785 WE 11601 Campanella White
LX6Z 3G3G B/C		LX7Z F5F5 B/C		LY1C 1T1T		LY1G Y8Y8 B/C	
	SW 65195 WE N/A Sage Green Met		SW 64157 WE 86332 Dolphin Gray Pearl		SW 60642 WE 21858 Imola Yellow		SW 65193 WE 25468 Champagne Met
LY1W Y5Y5 B/C		LY1X 2W2W B/C		LY2B X3X3 B/C		LY3C 4G4G	
	SW 64155 WE 76724 Alpaka Beige Met		SW 64156 WE 76725 Canvas Beige Met		SW 67152 WE N/A Papaya Orange		SW 34499 WE 31348 Tornado Red
LY3J C8C8 B/C		LY5S R2R2 B/C		LY5X N5N5 B/C		LY6J 7S7S B/C	
	SW 65188 WE 31922 Brilliant Red		SW 65191 WE 57673 Aquamarine Blue Met		SW 65209 WE 57675 Aqua Blue Pearl		SW 64544 WE 86351 Avus Silver Pearl
LY7Q 4A4A B/C		LY7R 4J4J B/C		LY7W 5B5B B/C		LY9B A2A2 B/C	
	SW 64166 WE 86333 Atlas Gray Met		SW 64162 WE 57608 Crystal Blue Met		SW 60636 WE 86264 Light Silver Met		SW 43865 WE 91114 Brilliant Black
LZ1Z 7Z7Z B/C		LZ3H X7X7 B/C		LZ3K H4H4 B/C		LZ3M N9N9 B/C	
	SW 65197 WE N/A Platinum Beige Pearl		SW 67153 WE N/A Crimson Red Pearl		SW 64160 WE 36000 Burgundy Red Pearl		SW 64545 WE 31918 Misano Red
LZ5D 7X7X B/C		LZ5E 5W5W B/C		LZ5F 5N5N B/C		LZ5G K8K8 B/C	
	SW 65196 WE N/A Night Blue Pearl		SW 67150 WE N/A Mugello Blue Pearl		SW 67154 WE N/A Sprint Blue Pearl		SW 65192 WE 57674 Caribic Blue Pearl
LZ5M M8M8 B/C		LZ5Q 5F5F B/C		LZ6E 3W3W B/C		LZ6G T5T5 B/C	
	SW 60643 WE 57517 Nogaro Blue Pearl		SW 65211 WE 57676 Cobalt Blue Met		SW 65194 WE 66343 Cambridge Green Pearl		SW 64161 WE 66295 Irish Green Pearl
							SW 64165 WE 66296 Goodwood Green Pearl

B/C-Basecoat/Clearcoat Color.


These colors are intended to be used only as a reference, and may not be exact representations of mixed or applied color.

2004 CAR COLORS

SHERWIN-WILLIAMS
AUTOMOTIVE FINISHES



LZ7J
6H6H
B/C



SW 65189
WE 86369
Dolomite Gray Pearl

LZ7Q
X1X1
B/C



SW 67159
WE N/A
Oyster Gray Met

LZ7R
9U9U
B/C




SW 67158
WE N/A
Northern Blue Pearl

LZ7S
6Y6Y
B/C



SW 67151
WE N/A
Daytona Gray Pearl

LZ9W
4Z4Z
B/C



SW 60637
WE 95204
Ebony Pearl

Bumper / Fascia

LV7W
B/C



64169
Dark Gray

Underhood: Volkswagen and Audi models use the exterior base color with or without clearcoat

Model Year Designation (10th character of VIN number)

Code	Year
4	2004
3	2003
2	2002
1	2001
Y	2000
X	1999
W	1998
V	1997
T	1996
S	1995
R	1994
P	1993

Volkswagen Assembly Plant Codes (11th character of VIN number)

Plant Code	Plant
M	Puebla, Mexico
N	Neckarsulm, Germany
W	Wolfsburg, Germany
4	Curitiba, Brazil
E or P	Emden, Germany

Audi Assembly Plant Codes (11th character of VIN number)

Plant Code	Plant
A	Ingolstadt, Germany
K	Karmann, Rhine
N	Neckarsulm, Germany
1	Gyor, Hungary

VOLKSWAGEN / AUDI

2004 CAR COLORS

VOLVO

019



SW 58716
WE 91169
Black

189




SW 32770
WE 11249
White

243



SW 61695
WE 51895
Dark Blue

249
B/C




SW 65565
WE 11603
New White

250
B/C



SW 65179
WE 31923
New Red

329
B/C



SW 60924
WE 86282
Silver Met

346
B/C



SW 64566
WE 95215
Black Sapphire Met

353
B/C



SW 65634
WE 36032
Cherry Red Met

354
B/C



SW 65635
WE 57678
Virtual Blue Met

357
B/C




SW 67717
WE N/A
Terra Gray Met

417
B/C



SW 48136
WE 57016
Nautic Blue Met

426
B/C




SW 54863
WE 86128
Mystic Silver Met

443
B/C



SW 58721
WE 86237
Moondust Met

446
B/C



SW 62928
WE 25454
Ash Gold Met

447
B/C



SW 62929
WE 66283
Cypress Green Met

449
B/C



SW 62637
WE 66282
Platinum Green Met

452
B/C



SW 64568
WE 95216
Black Sapphire Met

453
3 Stage



SW 64569 64570 (M)
WE N/A
White Pearl

454
B/C



SW 65636
WE 36033
Ruby Red Met

455
B/C



SW 65287
WE 86370
Titanium Gray Pearl

456
B/C



SW 65637
WE 66346
Crystal Green Met

457
B/C



SW 67718
WE N/A
Flash Green Met

461
B/C




SW 67719
WE N/A
Sky Blue Met

612



SW 65286
WE N/A
Passion Red

614



SW 67720
WE N/A
Ice White

Molding



64390
Slate



64391
Umber

Underhood: Volvo models use the exterior base color with or without clearcoat

2004 CAR COLORS

**SHERWIN-
WILLIAMS**
AUTOMOTIVE FINISHES

VOLVO

(Cont'd.)

Model Year Designation (10th character of VIN number)	
<u>Code</u>	<u>Year</u>
4	2004
3	2003
2	2002
1	2001
Y	2000
X	1999
W	1998
V	1997
T	1996
S	1995
R	1994
P	1993

Assembly Plant Codes (11th character of VIN number)	
<u>Plant Code</u>	<u>Plant</u>
1	Gothenburg, Sweden
2	Gent, Belgium
F	Born, Netherlands
J	Uddevalla, Sweden

VOLVO

AS32704

