



Color Manual

2006

DaimlerChrysler

Ford Motor Co.

General Motors

Hummer

Saturn

2006

2006 Index

DaimlerChrysler Motors

Accent Colors:	
Bumper, Fascia, Cladding	.5
Lower Tu Tone	.5
Molding, Rocker Molding	.5
Wheel Flares	.6
Accessory Colors:	
Grille, Air Dam	.6
Running Board, Step Pad	.6
Hard Top: Exterior & Interior	.7
Miscellaneous	.7
Color Compatibility Guide	11-24
Exterior Colors	.3-4
Dodge Truck Sprinter	.4
Interior Colors	.8
Interior Combination Codes	.8
Underhood Colors	.7
Wheel Colors	.7
Additional Color Information:	
Assembly Plant Codes	.9
Model Year Designation	.9
Paint Code Locations	.9

Ford Motor Company

Accent Colors:	
Bumper, Fascia, Cladding	.27
Lower Tu Tone	.27
Molding, Rocker Molding	.27
Wheel Flares	.28
Accessory Colors:	
Bed Liner	.29
Grille, Air Dam	.28
Roof Rack	.29
Running Board, Step Pad	.29
Stripe	.29
Miscellaneous	.30
Color Compatibility Guide	35-71
Exterior Colors	25-26
Interior Colors	32-33
Interior Combination Codes	.33
Underhood Colors	31-32
Wheel Colors	.30
Additional Color Information:	
Assembly Plant Codes	.34
Model Year Codes	.34
Paint Code Locations	.34

General Motors / Saturn / Hummer

Accent Colors:	
Bumper, Fascia, Cladding	.79
Lower Tu Tone	.79
Molding, Rocker Molding	.79
Wheel Flares	.80
Accessory Colors:	
Exterior Door Handles	.80
Grille, Air Dam	.80
Roof Rack	.80
Roof Rail	.81
Running Board, Step Pad	.81
Toneau, Cargo Cover	.81
Miscellaneous	.81
Color Compatibility Guide	.89-124
Exterior Colors	.75-79
Interior Colors	.84-85
Secondary Code Numbers for Exterior Colors	.73-74
Underhood Colors	.83
Wheel Colors	.82
Additional Color Information:	
Assembly Plant Codes	.87
Model Year Designation	.87
Paint Code Locations	.86

Based on information received from Car Manufacturers, the data contained herein is presumed to be correct. However, we cannot assume responsibility for error or change. These color chips are intended for identification purposes only. They are only representative of the colors and cannot be considered as color standards.

2006 DaimlerChrysler

Chrysler / Jeep / Dodge Truck







EXTERIOR • For Model and Usage Details See Color Compatibility Guide

<p>775 B/C</p>  <p>Iridium Silver Met 68287</p>	<p>P41 Q41 040 B/C</p>  <p>Black 58311</p>	<p>P61 Q61 960 B/C</p>  <p>Alabaster 64434</p>	<p>PA4 QA4 DA4 B/C</p>  <p>Silver Steel Met 69051</p>	<p>PAP QAP DAP B/C</p>  <p>Slate Crystal Pearl 73148</p>
<p>PB5 QB5 AB5 B/C</p>  <p>Electric Blue Pearl 63815</p>	<p>PB6 QB6 CB6 B/C</p>  <p>Marine Blue Pearl 69015</p>	<p>PB7 QB7 WB7 B/C</p>  <p>Patriot Blue Pearl 56683</p>	<p>PB8 QB8 BB8 B/C</p>  <p>Midnight Blue Pearl 64944</p>	<p>PBE QBE ABE B/C</p>  <p>Butane Blue Pearl 63890</p>
<p>PBE QBE SBE B/C</p>  <p>Viper GTS Blue Pearl 51537</p>	<p>PBJ QBJ ZBJ B/C</p>  <p>Atlantic Blue Pearl 62221</p>	<p>PBK QBK 959 B/C</p>  <p>Aero Blue Pearl 68175</p>	<p>PBT QBT WBT B/C</p>  <p>Patriot Blue Pearl 56684</p>	<p>PDM QDM CDM B/C</p>  <p>Mineral Gray Met 65886</p>
<p>PDR QDR 184 B/C</p>  <p>Machine Gray Pearl 72693</p>	<p>PGV QGV CGV B/C</p>  <p>Deep Beryl Green Pearl 67074</p>	<p>PJC QJC AJC B/C</p>  <p>Light Khaki Met 64023</p>	<p>PJT QJT BJT B/C</p>  <p>Dark Khaki Met 66928</p>	<p>PP4 QP4 AP4 B/C</p>  <p>Satin Jade Pearl 63892</p>
<p>PPK QPK BPK B/C</p>  <p>Magnesium Pearl 64987</p>	<p>PR4 QR4 B/C</p>  <p>Flame Red 46916</p>	<p>PRH QRH ARH Tinted C/C</p>  <p>Inferno Red Crystal Pearl 63816/49762</p>	<p>PRH QRH 591 B/C</p>  <p>Inferno Red Crystal Pearl 67116</p>	<p>PRJ QRJ ARJ B/C</p>  <p>Inferno Red Crystal Pearl 63915</p>
<p>PRN QRN LRN B/C</p>  <p>Viper Red 45963</p>	<p>PS2 QS2 WS2 B/C</p>  <p>Bright Silver Met 56150</p>	<p>PS3 QS3 368 B/C</p>  <p>Sapphire Silver Blue Met 67115</p>	<p>PSB QSB WSB B/C</p>  <p>Bright Silver Met 57270</p>	<p>PTB QTB 678 B/C</p>  <p>Oyster Gold Met 72692</p>
<p>PV5 QV5 B/C</p>  <p>Impact Orange 64947</p>	<p>PVE QVE AVE B/C</p>  <p>Go Man Go Pearl 63817</p>	<p>PW1 QW1 SW1 B/C</p>  <p>Stone White 51539</p>	<p>PW7 QW7 GW7 B/C</p>  <p>Bright White 37298</p>	<p>PWG QWG XWG</p>  <p>Cool Vanilla 58318</p>














2006 DaimlerChrysler

Chrysler / Jeep / Dodge Truck

EXTERIOR (Cont'd.)

<p>PX3 QX3 MX3 B/C</p>  <p>Viper Black 46951</p>	<p>PX8 QX8 DX8 B/C</p>  <p>Black 34858</p>	<p>PXR QXR AXR B/C</p>  <p>Brilliant Black Pearl 63818</p>	<p>PY3 QY3 695 B/C</p>  <p>Classic Yellow 68174</p>	<p>PYG QYG CYG B/C</p>  <p>Linen Gold Pearl 66753</p>
<p>PYH QYH VYH B/C</p>  <p>Solar Yellow Top Banana 56092</p>				

DODGE TRUCK SPRINTER

			<p>040 PXB B/C</p>  <p>Jet Black 58311</p>	<p>103 P06</p>  <p>Black Gray 66575</p>	<p>147 P01</p>  <p>Arctic White 36301</p>
<p>154 P09 B/C</p>  <p>Carbon Black Met 66486</p>	<p>160 P07</p>  <p>Stone Gray 66587</p>	<p>243 P03</p>  <p>Calcite Yellow 66483</p>	<p>345 PBM B/C</p>  <p>Jasper Blue Met 62932</p>	<p>362 PCH</p>  <p>Brilliant Blue 66481</p>	
<p>376 P05</p>  <p>Hyacinth Blue 66519</p>	<p>389 PBQ</p>  <p>Steel Blue Pearl 66584</p>	<p>464 PCK</p>  <p>Orchid Green 66550</p>	<p>524 P02 B/C</p>  <p>Black Blue 66574</p>	<p>534 PR4</p>  <p>Flame Red 67114</p>	
<p>548 PV3 B/C</p>  <p>Amber Red Met 58469</p>	<p>603 PR4 B/C</p>  <p>Flame Red 67786</p>	<p>636 P04</p>  <p>Piedmont Red 66555</p>	<p>708 P08</p>  <p>Silver Gray 66578</p>	<p>744 PD3 B/C</p>  <p>Brilliant Silver Met 45696</p>	










2006 DaimlerChrysler

Chrysler / Jeep / Dodge Truck

ACCENT • For Model and Usage Details See Color Compatibility Guide









BUMPER / FASCIA / CLADDING

(For Colors not shown in this section refer to EXTERIOR section)

	ABV		AX8		BP8		
		Dark Blue 64127		Brilliant Black Met 69631		Magnesium Met 69138	
CD7			CJM		CY5		
		Dark Slate 69142		Med Khaki 69143		Linen Gold Met 66753	
				JX8		WSA	
					Black 54423		Bright Silver Met 69139
ZSP							
		Deep Gray 63903					








LOWER TU-TONE

(For Colors not shown in this section refer to EXTERIOR section)

	ABV		AX8		BP8		
		Dark Blue 64127		Brilliant Black Met 69631		Magnesium Met 69138	
CD7			CJM		CY5		
		Dark Slate 69142		Med Khaki 69143		Linen Gold Met 66753	
				WSA		ZSP	
					Bright Silver Met 69139		Deep Gray 63903

MOLDING / ROCKER MOLDING

(For Colors not shown in this section refer to EXTERIOR section)

	ABV		BDL		BS2	
		Dark Blue 64127		Med Gray 69141		Bright Silver Met 74116
CD7			CJM		RXF	
		Dark Slate 69142		Med Khaki 69143		Jet Black 63901
				ZSP		
					Deep Gray 63903	






2006 DaimlerChrysler

Chrysler / Jeep / Dodge Truck

ACCENT • For Model and Usage Details See Color Compatibility Guide

WHEEL FLARES










(For Colors not shown in this section refer to EXTERIOR section)

	BDL		CD7		CJM	
		Med Gray 69141		Dark Slate 69142		Med Khaki 69143
DX9			RXF			
		Black 74117				
			XS9			
				Dark Gray Met 60361		

ACCESSORY • For Model and Usage Details See Color Compatibility Guide



GRILLE / AIR DAM

(For Colors not shown in this section refer to EXTERIOR section)

	AX8		BP8		BSL		
		Brilliant Black Met 69631		Magnesium Met 69138		Warm Silver Met 69140	
CD7			CY5		RXF		
		Dark Slate 69142		Linen Gold Met 66753		Jet Black 63901	
				WSA		XS9	
					Bright Silver Met 69139		Dark Gray Met 60361
ZSP							
		Deep Gray 63903					

RUNNING BOARD / STEP PAD

(For Colors not shown in this section refer to EXTERIOR section)


RXF		ZSP	
	Jet Black 63901		Deep Gray 63903

2006 DaimlerChrysler

Chrysler / Jeep / Dodge Truck

ACCESSORY • For Model and Usage Details See Color Compatibility Guide

HARD TOP: EXTERIOR




HARD TOP: INTERIOR



MISCELLANEOUS

(For Colors not shown in this section refer to EXTERIOR section)



WHEEL • For Model and Usage Details See Color Compatibility Guide



























UNDERHOOD

(DaimlerChrysler uses the EXTERIOR base color with / without clearcoat or E-coat only)

2006 DaimlerChrysler

Chrysler / Jeep / Dodge Truck

INTERIOR • For Model and Usage Details See Color Compatibility Guide

CDK		D1		D5		DA		DB	
	Stainless Silver Met 69340		Light Graystone 66243		Med Slate Gray 66244		Pastel Slate Gray 74242		Light Slate Gray 63888
DH		DV		DX9		J3		J8	
	Slate Gray 67122		Dark Slate Gray 62238		Black 30845		Khaki 63631		Dark Khaki 63632
JX8		K5		KA		L2		L5	
	Black 54423		Med Pebble Beige 74244		Pastel Pebble Beige 74243		Light Taupe 56175		Taupe 54420
L8		P7		RK		U4		WN	
	Dark Taupe 56525		Deep Jade 63633		Cedar Red 67132		Natural Tan 74245		Vanilla 68187
X9		XZA B/C		XZ2					
	Black 46006		Satin Silver Met 62328		Satin Silver II Met 74380				
									
	74381								

Interior Combination Codes		
Code	Color 1	Color 2
D1	DV	D1
D2	DV	L2
D5	D5	DH
D5	DV	D5
DA	DH	DA
DB	D5	DB
DB	DV	DB
DB	DH	D5
DD	DV	D5
DR	DV	RK
DW	DV	WN
J1	J8	D1
J3	J8	J3
J3	DV	J3
KA	K5	KA
L2	L2	L8
L5	L5	L8
P1	P7	D1
P2	P7	L2
XU	X9	U4

2006 DaimlerChrysler

Chrysler / Jeep / Dodge Truck


Assembly Plant Codes (11th character of VIN number)

Plant Code	Plant	Models
A	Buenos Aires	Sprinter
B	St. Louis (South)	Caravan
C	Jefferson North	Grand Cherokee / Commander
F	Newark	Durango
G	Saltillo	Ram / Ram Extended Cab
H	Brampton	300M / 300C / 300 Touring / Magnum / Charger
J	St. Louis (North)	Ram / Ram Extended Cab
N	Sterling Heights	Sebring Sedan / Stratus Sedan / Sebring Convertible
P	Dusseldorf, Germany	Sprinter
P	Toledo #2	Wrangler
R	Dusseldorf, Germany	Sprinter
R	Windsor	Town & Country / Grand Caravan / Pacifica
S	Dodge City (Warren)	Dakota / Ram
S	Dusseldorf, Germany	Sprinter
T	Toluca	PT Cruiser
V	Connor Ave.	Viper
W	Toledo North	Liberty
X	Osnabrueck, Germany	Crossfire

Model Year Designation (10th character of VIN number)

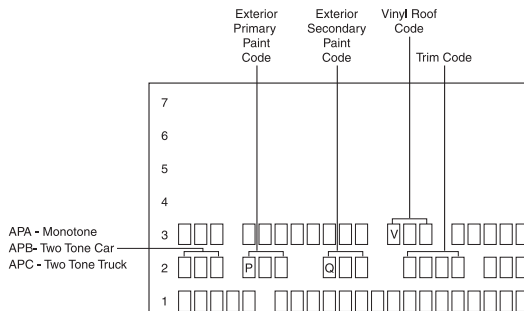
Code	Year
L	1990
M	1991
N	1992
P	1993
R	1994
S	1995
T	1996
V	1997
W	1998
X	1999
Y	2000
1	2001
2	2002
3	2003
4	2004
5	2005
6	2006

PAINT CODE LOCATIONS



- ① 300 / 300C / 300 Touring / Magnum / Sebring Sedan / Charger
Stratus Sedan / Sebring Convertible
- ② PT Cruiser
- ③ Ram Truck / Caravan / Town & Country / Pacifica
- ④ Viper / Grand Cherokee / Liberty / Commander
- ⑤ Wrangler
Ram Truck / Dakota - Front Passenger Floor Pan
Durango - Front Passenger Wheel Well
Crossfire - Right Frame Rail in Engine Compartment

Note: Paint Code may also be found on safety certification label on inside of the driver side door jamb.



DaimlerChrysler 2006 Model Year Color Compatibility Guide

The DaimlerChrysler Color Compatibility Guide is a tool to help distinguish colors found on a production vehicle not represented as a color code on the Paint Identification Label. Based on the color documentation received from DaimlerChrysler, the data contained herein is presumed to be correct. However, we cannot assume responsibility for error or change.

All colors represented within the Guide are color chipped in the 2006 Color Manual. The color may not be chipped in the Color Manual under the same category as represented within the Color Compatibility Guide. Refer to all color chips under DaimlerChrysler.

How To Use The Color Compatibility Guide

Locate the Exterior three digit "P" Color Code (ie: PB2) found on the Paint Identification Label. Refer to the DaimlerChrysler Color Code Location page located in the 2006 Color Manual.

The Guide is listed in alphabetical order by the three digit "P" Color Code which can be found in the first column titled Exterior Body Color. Locate the correct three digit "P" Color Code. The DaimlerChrysler three digit "Q" Lower Color Code and Color Name are also represented.

It is important to refer to the Model Name column for the correct model usage. To the right of the model name check Accent, Accessory, Wheel or Interior columns for your specific refinish repair. A color representation of each code is shown in the Color Print Sections under the same heading names used on the Color Compatibility Chart.

Exterior Body Color	Model Name	Accent	Accessory	Wheel	Interior
		Bumper/Fascia/Cladding Lower Tu-Tone Molding/Rocker Molding Wheel Flares	Grille/Air Dam Running Board/Step Pad Ext. Door Handle / Hard Top / Miscellaneous		
775 Iridium Silver Met	Crossfire		Silver / XZA	Silver / XZA	Gray / D5 Gray / DV Red / RK White / WN
P41 / Q41 / O40 Black	Crossfire		Silver / XZA	Silver / XZA	Gray / D5 Gray / DV Red / RK White / WN
P61 / O61 / 960 Alabaster	Crossfire		Silver / XZA	Silver / XZA	Gray / D5 Gray / DV Red / RK White / WN
PAP / QAP / DAP Slate Crystal Pearl	Viper	Gray / DAP	Black / RXF	Silver / XZA	Black / X9 Tan / U4
PA4 / QA4 / DA4 Silver Steel Metallic	Sebring Convertible	Gray / DA4	Gray / ZSP	Silver / TAE Silver / PAK Silver / XZA	Gray / DV Tan / L2 Brown / L5 Brown / L8 Black / DX9
	Sebring / Stratus Sedan	Gray / DA4	Gray / ZSP	Silver / TAE Silver / PAK Silver / XZA	Gray / DV Tan / L2 Brown / L5 Brown / L8 Black / DX9
	300	Gray / DA4	Gray / DA4 Black / RXF Silver / BSL Black / AXR	Silver / TAE Silver / PAK Silver / ZDJ	Gray / DB Gray / DV Gray / D1 Black / DX9 Silver / XZA
	Charger	Gray / DA4	Gray / DA4 Black / RXF Silver / BSL Black / AXR	Silver / TAE Silver / PAK Silver / ZDJ	Gray / DB Gray / DV Gray / D1 Black / DX9 Silver / XZA
	Magnum	Gray / DA4	Gray / DA4 Black / RXF Silver / BSL Black / AXR	Silver / TAE Silver / PAK Silver / ZDJ	Gray / DB Gray / DV Gray / D1 Black / DX9 Silver / XZA
PB5 / QB5 / AB5 Electric Blue Pearl	PT Cruiser	Blue / AB5 Black / RXF	Blue / AB5	Silver / PAK	Gray / DA Gray / DH Beige / KA Silver / XZA Silver / XZ2
PB6 / QB6 / CB6 Marine Blue Pearl	PT Crusier	Blue / CB6 Black / RXF	Blue / CB6	Silver / PAK	Gray / DA Gray / DH Beige / KA Silver / XZA Silver / XZ2
PB7 / QB7 / WB7 Patriot Blue Pearl	Durango	Blue / WB7 Gray / ZSP	Blue / WB7 Gray / ZSP	Silver / PAK Gray / CDM	Gray / D1 Gray / D5 Gray / DH Tan / J3 Brown / J8 Black / DX9
	Ram Truck	Blue / WB7 Silver / WS2 Gray / ZSP Black / RXF	Black / RXF Gray / ZSP	Silver / S4A Silver / PAK	Gray / D5 Gray / DH Tan / J3 Black / DX9 Brown / J8

All colors represented within this Guide are colors printed in the 2006 Color Manual. The color may not be printed in the Color Manual under the same category as represented within this Guide. **Example:** A bumper color chip may be found in the Exterior color section. Refer to all color chips under DaimlerChrysler.

Exterior Body Color	Model Name	Accent	Accessory	Wheel	Interior
		Bumper/Fascia/Cladding Lower Tu-Tone Molding/Rocker Molding Wheel Flares	Grille/Air Dam Running Board/Step Pad Ext. Door Handle / Hard Top / Miscellaneous		
PB8 / QB8 / BB8 Midnight Blue Pearl	300	Blue / BB8	Black / RXF Black / AXR Silver / BSL Blue / BB8	Silver / PAK Silver / ZDJ Silver / TAE	Gray / D1 Gray / DB Gray / DV Black / DX9 Silver / XZA
	Caravan / Grand Caravan	Blue / BB8 Black / RXF Black / CD7	Black / CD7 Black / RXF Gray / XS9	Silver / PAK	Gray / D1 Gray / D5 Gray / DH Gray / DV Brown / J8 Black / DX9
	Charger	Blue / BB8	Black / RXF Silver / BSL Blue / BB8 Black / AXR	Silver / PAK Silver / ZDJ Silver / TAE	Gray / D1 Gray / DB Gray / DV Black / DX9 Silver / XZA
	Commander	Blue / BB8 Black / RXF	Blue / BB8 Black / RXF	Gray / CDM	Gray / D1 Gray / D5 Gray / DV Beige / J3 Brown / J8 Black / DX9
	Grand Cherokee	Blue / BB8 Black / RXF	Blue / BB8 Black / RXF	Silver / ZDJ Silver / PAK	Gray / D1 Gray / D5 Gray / DH Tan / J3 Black / DX9 Brown / J8
	Liberty	Black / CD7 Blue / BB8 Silver / BS2 Gray / BDL Silver / WS2	Blue / BB8 Black / RXF	Silver / PAK Silver / S4A Gray / CDM	Gray / D1 Gray / D5 Gray / DH Tan / J3 Black / DX9 Black / JX8 Brown / J8 Silver / XZA
	Magnum	Blue / BB8	Black / RXF Silver / BSL Blue / BB8 Black / AXR	Silver / PAK Silver / ZDJ Silver / TAE	Gray / D1 Gray / DB Gray / DV Black / DX9 Silver / XZA
	Pacifica	Blue / BB8 Blue / ABV	Gray / ZSP	Silver / PAK	Gray / DV Tan / L2 Brown / L8 Silver / CDK Black / DX9 Silver / XZA
	Sebring Convertible	Blue / BB8	Gray / ZSP	Silver PAK Silver / TAE Silver / XZA	Gray / DV Tan / L2 Brown / L5 Brown / L8 Black / DX9
	Sebring / Stratus Sedan	Blue / BB8	Gray / ZSP	Silver PAK Silver / TAE Silver / XZA	Gray / DV Tan / L2 Brown / L5 Brown / L8 Black / DX9
	Town & Country	Blue / BB8 Black / RXF Black / CD7	Black / CD7 Black / RXF Gray / XS9	Silver / PAK	Gray / D1 Gray / D5 Gray / DH Gray / DV Brown / J8 Black / DX9
Wrangler	Blue / BB8 Black / DX9 Black / JX8 Brown / CJM Gray / XS9	White / SWB Black / HCX Brown / ZJ8 Gray / BDL	Silver / PAK Silver / S4A Silver / TAE	Gray / DV Beige / J3 Black / DX9 Silver / CDK	

All colors represented within this Guide are colors printed in the 2006 Color Manual. The color may not be printed in the Color Manual under the same category as represented within this Guide. **Example:** A bumper color chip may be found in the Exterior color section. Refer to all color chips under DaimlerChrysler.

Exterior Body Color	Model Name	Accent	Accessory	Wheel	Interior
		Bumper/Fascia/Cladding Lower Tu-Tone Molding/Rocker Molding Wheel Flares	Grille/Air Dam Running Board/Step Pad Ext. Door Handle / Hard Top / Miscellaneous		
PBE / QBE / ABE Butane Blue Pearl	Caravan / Grand Caravan	Blue / ABE Black / RXF Black / CD7	Black / CD7 Black / RXF Gray / XS9	Silver / PAK	Gray / D5 Gray / DH Gray / DV Black / DX9
	Pacifica	Blue / ABE Blue / ABV	Gray / ZSP	Silver / PAK	Gray / DV Tan / L2 Brown / L8 Silver / CDK Black / DX9 Silver / XZA
	Town & Country	Blue / ABE Black / CD7 Black / RXF	Black / CD7 Black / RXF Gray / XS9	Silver / PAK	Gray / D5 Gray / DH Gray / DV Black / DX9
PBE / QBE / SBE Viper GTS Blue Pearl	Viper	Blue / SBE	Black / RXF	Silver / XZA	Black / X9 Tan / U4
PBJ / QBJ / ZBJ Atlantic Blue Pearl	Dakota	Blue / ZBJ Black / RXF	Blue / ZBJ	Silver / S4A Silver / PAK	Gray / D5 Gray / DH Black / DX9
	Durango	Blue / ZBJ Gray / ZSP	Blue / ZBJ Gray / ZSP	Silver / PAK Gray / CDM	Gray / D5 Gray / DH Black / DX9
	Liberty	Blue / ZBJ Gray / BDL	Blue / ZBJ Black / RXF	Gray / CDM Silver / S4A Silver / PAK	Gray / D1 Gray / D5 Gray / DH Tan / J3 Brown / J8 Black / DX9 Black / JX8 Silver / XZA
	Ram Truck	Blue / ZBJ Silver / WS2 Silver / WSB Gray / ZSP Black / RXF	Blue / ZBJ Black / RXF Gray / ZSP	Silver / S4A Silver / PAK	Gray / D5 Gray / DH Black / DX9
PBK / QBK / 959 Aero Blue Pearl	Crossfire		Silver / XZA	Silver / XZA	Gray / D5 Gray / DV White / WN
PBT / QBT / WBT Patriot Blue Pearl	Dakota	Blue / WBT Black / RXF		Silver / S4A Silver / PAK	Gray / D5 Gray / DH Tan / J3 Brown / J8 Black / DX9
	Ram Truck	Blue / WBT Silver / WSB Gray / ZSP Black / RXF	Black / RXF Gray / ZSP	Silver / S4A Silver / PAK	Gray / D5 Gray / DH Tan / J3 Brown / J8 Black / DX9
PDM / QDM / CDM Mineral Gray Metallic	Dakota	Gray / CDM Black / RXF	Gray / CDM	Silver / S4A Silver / PAK	Gray / D5 Gray / DH Black / DX9
	Durango	Gray / CDM Gray / ZSP	Gray / CDM Gray / ZSP	Silver / PAK Gray / CDM	Gray / D1 Gray / D5 Gray / DH Black / DX9 Brown / J8
	Ram Truck	Gray / CDM Silver / WS2 Silver / WSB Gray / ZSP Black / RXF	Gray / CDM Black / RXF Gray / ZSP	Silver / S4A Silver / PAK	Gray / DH Gray / D5 Tan / J3 Black / DX9 Brown / J8
PDR / QDR / 184 Machine Gray Pearl	Crossfire		Silver / XZA	Silver / XZA	Gray / D5 Gray / DV

All colors represented within this Guide are colors printed in the 2006 Color Manual. The color may not be printed in the Color Manual under the same category as represented within this Guide. **Example:** A bumper color chip may be found in the Exterior color section. Refer to all color chips under DaimlerChrysler.

Exterior Body Color	Model Name	Accent	Accessory	Wheel	Interior
		Bumper/Fascia/Cladding Lower Tu-Tone Molding/Rocker Molding Wheel Flares	Grille/Air Dam Running Board/Step Pad Ext. Door Handle / Hard Top / Miscellaneous		
PGV / QGV / CGV Deep Beryl Green Pearl	Commander	Green / CGV Black / RXF	Green / CGV Black / RXF	Gray / CDM	Gray / D1 Gray / D5 Gray / DV Tan / J3 Brown / J8 Black / DX9
	Grand Cherokee	Green / CGV Black / RXF	Green / CGV Black / RXF	Silver / ZDJ Silver / PAK	Gray / D1 Gray / D5 Gray / DH Tan / J3 Black / DX9 Brown / J8
	Liberty	Green / CGV Gray / BDL Black / CD7 Silver / WS2 Silver / BS2	Green / CGV Black / RXF	Gray / CDM Silver / S4A Silver / PAK	Gray / D1 Gray / D5 Gray / DH Tan / J3 Brown / J8 Black / DX9 Black / JX8 Silver / XZA
	Wrangler	Green / CGV Brown / CJM Gray / XS9 Black / DX9 Black / JX8	Gray / BDL Brown / ZJ8 White / SWB Black / HCX	Silver / S4A Silver / PAK Silver / TAE	Gray / DV Tan / J3 Black / DX9 Silver / CDK
PJC / QJC / AJC Light Khaki Metallic	Commander	Black / RXF Tan / AJC	Black / RXF Tan / AJC	Gray / CDM	Gray / D1 Gray / DV Tan / J3 Brown / J8 Black / DX9
	Dakota	Black / RXF Tan / AJC		Silver / S4A Silver / PAK	Tan / J3 Brown / J8 Black / DX9
	Durango	Tan / AJC	Tan / AJC Gray / ZSP	Silver / PAK Gray / CDM	Gray / D1 Tan / J3 Brown / J8 Black / DX9
	Grand Cherokee	Tan / AJC Black / RXF	Tan / AJC Black / RXF	Silver / ZDJ Silver / PAK	Gray / D1 Tan / J3 Black / DX9 Brown / J8
	Liberty	Tan / AJC Silver / WS2 Gray / BDL Brown / CJM Silver / BS2	Tan / AJC Black / RXF	Gray / CDM Silver / S4A Silver / PAK	Gray / D1 Tan / J3 Brown / J8 Black / DX9 Black / JX8 Silver / XZA
	Ram Truck	Black / RXF Tan / AJC Gray / ZSP	Black / RXF Gray / ZSP	Silver / S4A Silver / PAK	Tan / J3 Brown / J8 Black / DX9
	Wrangler	Brown / CJM Black / JX8 Black / DX9 Gray / XS9	Brown / ZJ8 White / SWB Gray / BDL	Silver / S4A Silver / PAK Silver / TAE	Tan / J3 Black / DX9 Silver / CDK
PJT / QJT / BJT Dark Khaki Metallic	Commander	Brown / BJT Black / RXF	Brown / BJT Black / RXF	Gray / CDM	Gray / D1 Gray / DV Brown / J8 Tan / J3 Black / DX9
	Grand Cherokee	Brown / BJT Black / RXF	Brown / BJT Black / RXF	Silver / ZDJ Silver / PAK	Gray / D1 Tan / J3 Brown / J8 Black / DX9
	Liberty	Brown / BJT Silver / WS2 Gray / BDL Brown / CJM Silver / BS2	Brown / BJT Black / RXF	Gray / CDM Silver / S4A Silver / PAK	Gray / D1 Tan / J3 Brown / J8 Black / DX9 Black / JX8 Silver / XZA

All colors represented within this Guide are colors printed in the 2006 Color Manual. The color may not be printed in the Color Manual under the same category as represented within this Guide. **Example:** A bumper color chip may be found in the Exterior color section. Refer to all color chips under DaimlerChrysler.

Exterior Body Color	Model Name	Accent	Accessory	Wheel	Interior
		Bumper/Fascia/Cladding Lower Tu-Tone Molding/Rocker Molding Wheel Flares	Grille/Air Dam Running Board/Step Pad Ext. Door Handle / Hard Top / Miscellaneous		
PP4 / QP4 / AP4 Satin Jade Pearl	300	Green / AP4	Black / AXR Black / RXF Silver / BSL Green / AP4	Silver / PAK Silver / ZDJ Silver / TAE	Gray / D1 Gray / DB Gray / DV Green / P7 Black / DX9 Silver / XZA
	Charger	Green / AP4	Black / AXR Black / RXF Silver / BSL Green / AP4	Silver / PAK Silver / ZDJ Silver / TAE	Gray / D1 Gray / DB Gray / DV Green / P7 Black / DX9 Silver / XZA
	Magnum	Green / AP4	Black / AXR Black / RXF Silver / BSL Green / AP4	Silver / PAK Silver / ZDJ Silver / TAE	Gray / D1 Gray / DB Gray / DV Green / P7 Black / DX9 Silver / XZA
	Sebring Convertible	Green / AP4	Gray / ZSP	Silver / PAK Silver / TAE Silver / XZA	Gray / DV Tan / L2 Brown / L5 Brown / L8 Green / P7 Black / DX9
	Sebring / Stratus Sedan	Green / AP4	Gray / ZSP	Silver / PAK Silver / TAE Silver / XZA	Gray / DV Tan / L2 Brown / L5 Brown / L8 Green / P7 Black / DX9
PPK / QPK / BPK Magnesium Pearl	300	Green / BPK	Black / AXR Black / RXF Silver / BSL Green / BPK	Silver / PAK Silver / ZDJ Silver / TAE	Gray / D1 Gray / DB Gray / DV Green / P7 Black / DX9 Silver / XZA
	Caravan / Grand Caravan	Green / BPK Black / CD7 Black / RXF	Black / CD7 Black / RXF Gray / XS9	Silver / PAK	Gray / D1 Gray / D5 Gray / DH Gray / DV Brown / J8 Black / DX9
	Charger	Green / BPK	Black / AXR Black / RXF Silver / BSL Green / BPK	Silver / PAK Silver / ZDJ Silver / TAE	Gray / D1 Gray / D8 Gray / DV Black / DX9 Silver / XZA
	Magnum	Green / BPK	Black / AXR Black / RXF Silver / BSL Green / BPK	Silver / PAK Silver / ZDJ Silver / TAE	Gray / D1 Gray / D8 Gray / DV Black / DX9 Silver / XZA
	Pacifica	Green / BPK Gray / ZSP Green / BP8	Gray / ZSP Black / RXF	Silver / PAK	Gray / DV Tan / L2 Brown / L8 Silver / CDK Black / DX9 Silver / XZA
	PT Cruiser	Green / BPK Black / RXF	Green / BPK	Silver / PAK	Gray / DA Gray / DH Beige / KA Silver / XZA Silver / XZ2
	Sebring Convertible	Green / BPK	Gray / ZSP	Silver / PAK Silver / TAE Silver / XZA	Gray / DV Tan / L2 Brown / L5 Brown / L8 Green / P7 Black / DX9

(Cont'd.)

All colors represented within this Guide are colors printed in the 2006 Color Manual. The color may not be printed in the Color Manual under the same category as represented within this Guide. **Example:** A bumper color chip may be found in the Exterior color section. Refer to all color chips under DaimlerChrysler.

Exterior Body Color	Model Name	Accent	Accessory	Wheel	Interior
		Bumper/Fascia/Cladding Lower Tu-Tone Molding/Rocker Molding Wheel Flares	Grille/Air Dam Running Board/Step Pad Ext. Door Handle / Hard Top / Miscellaneous		
PPK / QPK / BPK Magnesium Pearl (Cont'd.)	Sebring / Stratus Sedan	Green / BPK	Gray / ZSP	Silver / PAK Silver / TAE Silver / XZA	Gray / DV Tan / L2 Brown / L5 Brown / L8 Green / P7 Black / DX9
	Town & Country	Green / BPK Black / CD7 Black / RXF	Black / CD7 Black / RXF Gray / XS9	Silver / PAK	Gray / D1 Gray / D5 Gray / DH Gray / DV Brown / J8 Black / DX9
PR4 / QR4 Flame Red	Dakota	Red / PR4 Black / RXF	Red / PR4	Silver / S4A Silver / PAK	Gray / D5 Gray / DH Tan / J3 Brown / J8 Black / DX9
	Durango	Red / PR4 Gray / ZSP	Red / PR4 Gray / ZSP	Silver / PAK Gray / CDM	Gray / D1 Gray / D5 Gray / DH Tan / J3 Brown / J8 Black / DX9
	Ram Truck	Red / PR4 Silver / WS2 Silver / WSB Gray / ZSP Black / RXF	Red / PR4 Black / RXF Gray / ZSP	Silver / S4A Silver / PAK	Gray / D5 Gray / DH Brown / J8 Tan / J3 Black / DX9
	Wrangler	Black / DX9 Black / JX8 Gray / XS9	Gray / BDL White / SWB Black / HCX	Silver / S4A Silver / PAK Silver / TAE	Gray / DV Black / DX9 Silver / CDK
PRH / QRH / 591 Blaze Red Crystal Pearl	Crossfire		Silver / XZA	Silver / XZA	Gray / D5 Gray / DV White / WN
PRH / QRH / ARH Blaze Red Crystal Pearl	300	Red / ARH	Red / ARH Silver / BSL Black / RXF Black / AXR	Silver / PAK Silver / TAE	Gray / DB Gray / DV Gray / D1 Silver / XZA Black / DX9
	Caravan / Grand Caravan	Red / ARH Black / CD7	Black / RXF Gray / XS9 Black / CD7	Silver / PAK	Gray / D1 Gray / D5 Gray / DV Gray / DH Brown / J8 Black / DX9
	Charger	Red / ARH	Red / ARH Silver / BSL Black / RXF Black / AXR	Silver / PAK Silver / TAE	Gray / DB Gray / DV Gray / D1 Silver / XZA Black / DX9
	Durango	Red / ARH Gray / ZSP	Red / ARH Gray / ZSP	Silver / PAK Gray / CDM	Gray / D1 Gray / D5 Gray / DH Tan / J3 Brown / J8 Black / DX9
	Liberty	Red / ARH Gray / BDL	Red / ARH Black / RXF	Silver / PAK Silver / S4A Gray / CDM	Gray / D1 Gray / D5 Gray / DH Tan / J3 Brown / J8 Black / DX9 Black / JX8 Silver / XZA
	Magnum	Red / ARH	Red / ARH Silver / BSL Black / RXF Black / AXR	Silver / PAK Silver / TAE	Gray / DB Gray / DV Gray / D1 Silver / XZA Black / DX9
(Cont'd.)					

All colors represented within this Guide are colors printed in the 2006 Color Manual. The color may not be printed in the Color Manual under the same category as represented within this Guide. **Example:** A bumper color chip may be found in the Exterior color section. Refer to all color chips under DaimlerChrysler.

Exterior Body Color	Model Name	Accent	Accessory	Wheel	Interior
		Bumper/Fascia/Cladding Lower Tu-Tone Molding/Rocker Molding Wheel Flares	Grille/Air Dam Running Board/Step Pad Ext. Door Handle / Hard Top / Miscellaneous		
PRH / QRH / ARH Blaze Red Crystal Pearl (Cont'd.)	Pacifica	Red / ARH Gray / ZSP	Gray / ZSP	Silver / PAK	Gray / DV Tan / L2 Brown / L8 Black / DX9 Silver / CDK Silver / XZA
	PT Cruiser	Red / ARH Black / RXF	Red / ARH	Silver / PAK	Gray / DA Gray / DH Beige / KA Beige / K5 Silver / XZA Silver / XZ2
	Ram Truck	Black / RXF Silver / WS2 Red / ARH Gray / ZSP	Black / RXF Gray / ZSP	Silver / PAK Silver / S4A	Gray / D5 Gray / DH Tan / J3 Brown / J8 Black / DX9
	Sebring Convertible	Red / ARH	Gray / ZSP	Silver / PAK Silver / XZA	Gray / DV Brown / L2 Brown / L5 Brown / L8 Black / DX9
	Sebring / Stratus Sedan	Red / ARH	Gray / ZSP	Silver / PAK Silver / XZA	Gray / DV Brown / L2 Brown / L5 Brown / L8 Black / DX9
	Town & Country	Red / ARH Black / CD7	Black / RXF Gray / XS9 Black / CD7	Silver / PAK	Gray / D1 Gray / D5 Gray / DV Gray / DH Brown / J8 Black / DX9
PRJ / QRJ / ARJ Blaze Red Crystal Pearl	Commander	Red / ARJ Black / RXF	Red / ARJ Black / RXF	Gray / CDM	Gray / D1 Gray / DV Gray / D5 Brown / J8 Tan / J3 Black / DX9
	Dakota	Red / ARJ Black / RXF		Silver / PAK Silver / S4A	Gray / D5 Gray / DH Tan / J3 Brown / J8 Black / DX9
	Grand Cherokee	Red / ARJ Black / RXF	Red / ARJ Black / RXF	Silver / PAK Silver / ZDJ	Gray / D1 Gray / D5 Gray / DH Tan / J3 Brown / J8 Black / DX9
	Ram Truck	Red / ARJ Black / RXF Silver / WSB Gray / ZSP	Black / RXF Gray / ZSP	Silver / PAK Silver / S4A	Gray / D5 Gray / DH Tan / J3 Brown / J8 Black / DX9
PRN / QRN / LRN Viper Red	Viper	Red / LRN	Black / RXF	Silver / XZA	Black / X9 Tan / U4
PS2 / QS2 / WS2 Bright Silver Metallic (Cont'd.)	300	Silver / WS2	Black / RXF Black / AXR Silver / BSL Silver / WS2	Silver / PAK Silver / ZDJ Silver / TAE	Gray / D1 Gray / DB Gray / DV Black / DX9 Silver / XZA
	Caravan / Grand Caravan	Silver / WS2 Black / CD7 Black / RXF	Black / CD7 Black / RXF Gray / XS9	Silver / PAK	Gray / D5 Gray / DH Gray / DV Black / DX9

All colors represented within this Guide are colors printed in the 2006 Color Manual. The color may not be printed in the Color Manual under the same category as represented within this Guide. **Example:** A bumper color chip may be found in the Exterior color section. Refer to all color chips under DaimlerChrysler.

Exterior Body Color	Model Name	Accent	Accessory	Wheel	Interior
		Bumper/Fascia/Cladding Lower Tu-Tone Molding/Rocker Molding Wheel Flares	Grille/Air Dam Running Board/Step Pad Ext. Door Handle / Hard Top / Miscellaneous		
PS2 / QS2 / WS2 Bright Silver Metallic (Cont'd.)	Charger	Silver / WS2	Black / AXR Black / RXF Silver / BSL Silver / WS2	Silver / PAK Silver / ZDJ Silver / TAE	Gray / D1 Gray / DB Gray / DV Black / DX9 Silver / XZA
	Durango	Silver / WS2 Gray / ZSP	Silver / WS2 Gray / ZSP	Silver / PAK Gray / CDM	Gray / D5 Gray / DH Gray / D1 Brown / J8 Black / DX9
	Liberty	Silver / WS2 Gray / BDL Black / CD7 Silver / BS2	Silver / WS2 Black / RXF	Gray / CDM Silver / PAK Silver / S4A	Gray / D5 Gray / D1 Gray / DH Black / DX9 Black / JX8 Silver / XZA
	Magnum	Silver / WS2	Black / AXR Black / RXF Silver / BSL Silver / WS2	Silver / PAK Silver / ZDJ Silver / TAE	Gray / D1 Gray / DB Gray / DV Black / DX9 Silver / XZA
	Pacifica	Silver / WS2 Gray / ZSP Silver / WSA	Gray / ZSP Black / RXF	Silver / PAK	Gray / DV Tan / L2 Brown / L8 Silver / CDK Black / DX9 Silver / XZA
	PT Cruiser	Silver / WS2 Black / RXF	Silver / WS2	Silver / PAK	Gray / DA Gray / DH Beige / KA Silver / XZ2 Silver / XZA
	Ram Truck	Silver / WS2 Gray / ZSP Black / RXF	Silver / WS2 Gray / ZSP Black / RXF	Silver / S4A Silver / PAK	Gray / D5 Gray / DH Black / DX9
	Sebring Convertible	Silver / WS2	Gray / ZSP	Silver / PAK Silver / TAE Silver / XZA	Gray / DV Tan / L2 Brown / L5 Brown / L8 Black / DX9
	Sebring / Stratus Sedan	Silver / WS2	Gray / ZSP	Silver / PAK Silver / TAE Silver / XZA	Gray / DV Tan / L2 Brown / L5 Brown / L8 Black / DX9
	Town & Country	Silver / WS2 Black / CD7 Black / RXF	Black / CD7 Black / RXF Gray / XS9	Silver / PAK	Gray / D5 Gray / DH Gray / DV Black / DX9
PS3 / QS3 / 368 Sapphire Silver Metallic	Crossfire		Silver / XZA	Silver / XZA	Gray / D5 Gray / DV Red / RK
PSB / QSB / WSB Bright Silver Metallic (Cont'd.)	Commander	Silver / WSB Black / RXF	Silver / WSB Black / RXF	Gray / CDM	Gray / D1 Gray / D5 Gray / DV Black / DX9
	Dakota	Silver / WSB Black / RXF	Silver / WSB	Silver / S4A Silver / PAK	Gray / D5 Gray / DH Black / DX9
	Grand Cherokee	Silver / WSB Black / RXF	Silver / WSB Black / RXF	Silver / ZDJ Silver / PAK	Gray / D1 Gray / D5 Gray / DH Black / DX9 Brown / J8
	Ram Truck	Silver / WSB Gray / ZSP Black / RXF	Silver / WSB Gray / ZSP Black / RXF	Silver / S4A Silver / PAK	Gray / D5 Gray / DH Black / DX9

All colors represented within this Guide are colors printed in the 2006 Color Manual. The color may not be printed in the Color Manual under the same category as represented within this Guide. **Example:** A bumper color chip may be found in the Exterior color section. Refer to all color chips under DaimlerChrysler.

Exterior Body Color	Model Name	Accent	Accessory	Wheel	Interior	
		Bumper/Fascia/Cladding Lower Tu-Tone Molding/Rocker Molding Wheel Flares	Grille/Air Dam Running Board/Step Pad Ext. Door Handle / Hard Top / Miscellaneous			
PSB / QSB / WSB Bright Silver Metallic (Cont'd.)	Wrangler	Silver / WSB Black / JX8 Black / DX9 Gray / XS9	Gray / BDL White / SWB Black / HCX	Silver / S4A Silver / PAK Silver / TAE	Gray / DV Black / DX9 Silver / CDK	
PTB / QTB / 678 Oyster Gold Met	Crossfire		Silver / XZA	Silver / XZA	Gray / DV Beige / WN	
PVE / AVE Go Man Go	Charger Limited Edition Daytona R/T					
PV5 / QV5 / BV5 Impact Orange	Wrangler	Black / JX8 Gray / XS9 Black / DX9	Gray / BDL White / SWB Black / HCX	Silver / S4A Silver / PAK Silver / TAE	Gray / DV Black / DX9 Silver / CDK	
PW1 / QW1 / SW1 Stone White (Cont'd.)	Caravan / Grand Caravan	White / SW1 Black / CD7 Black / RXF	Black / CD7 Black / RXF Gray / XS9	Silver / PAK	Gray / D1 Gray / D5 Gray / DH Gray / DV Brown / J8 Black / DX9	
	Charger	White / SW1	Black / RXF Black / AXR Silver / BSL White / SW1	Silver / PAK Silver / TAE	Gray / D1 Gray / DB Gray / DV Black / DX9 Silver / XZA	
	Commander	White / SW1 Black / RXF	White / SW1 Black / RXF	Gray / CDM	Gray / D1 Gray / D5 Gray / DV Tan / J3 Brown / J8 Black / DX9	
	Grand Cherokee	White / SW1 Black / RXF	White / SW1 Black / RXF	Silver / ZDJ Silver / PAK	Gray / D1 Gray / D5 Gray / DH Black / DX9 Tan / J3 Brown / J8	
	Liberty	White / SW1 Gray / BDL	White / SW1 Black / RXF	Gray / CDM Silver / PAK Silver / S4A	Gray / D1 Gray / D5 Gray / DH Tan / J3 Brown / J8 Black / DX9 Black / JX8 Silver / XZA	
	Magnum	White / SW1	Black / RXF Black / AXR Silver / BSL White / SW1	Silver / PAK Silver / TAE	Gray / D1 Gray / DB Gray / DV Black / DX9 Silver / XZA	
	Pacifica	White / SW1 Gray / ZSP		Gray / ZSP	Silver / PAK	Gray / DV Tan / L2 Brown / L8 Silver / CDK Black / DX9 Silver / XZA
	Sebring Convertible	White / SW1		Gray / ZSP	Silver / PAK Silver / XZA	Gray / DV Tan / L2 Brown / L5 Brown / L8 Green / P7 Black / DX9
	Sebring / Stratus Sedan	White / SW1		Gray / ZSP	Silver / PAK Silver / XZA	Gray / DV Tan / L2 Brown / L5 Brown / L8 Green / P7 Black / DX9

All colors represented within this Guide are colors printed in the 2006 Color Manual. The color may not be printed in the Color Manual under the same category as represented within this Guide. **Example:** A bumper color chip may be found in the Exterior color section. Refer to all color chips under DaimlerChrysler.

Exterior Body Color	Model Name	Accent	Accessory	Wheel	Interior
		Bumper/Fascia/Cladding Lower Tu-Tone Molding/Rocker Molding Wheel Flares	Grille/Air Dam Running Board/Step Pad Ext. Door Handle / Hard Top / Miscellaneous		
PW1 / QW1 / SW1 Stone White (Cont'd.)	Town & Country	White / SW1 Black / CD7 Black / RXF	Black / CD7 Black / RXF Gray / XS9	Silver / PAK	Gray / D1 Gray / D5 Gray / DH Gray / DV Brown / J8 Black / DX9
	Wrangler	Black / JX8 Black / DX9 Gray / XS9 Brown / CJM	Gray / BDL Brown / ZJ8 White / SWB Black / HCX	Silver / S4A Silver / PAK Silver / TAE	Gray / DV Tan / J3 Black / DX9 Silver / CDK
PW7 / QW7 / GW7 Bright White	Dakota	White / GW7 Black / RXF	White / GW7	Silver / S4A Silver / PAK	Gray / D5 Gray / DH Tan / J3 Brown / J8 Black / DX9
	Durango	White / GW7 Gray / ZSP	White / GW7 Gray / ZSP	Silver / PAK Gray / CDM	Gray / D1 Gray / D5 Gray / DH Tan / J3 Brown / J8 Black / DX9
	Ram Truck	White / GW7 Silver / WS2 Silver / WSB Gray / ZSP Black / RXF	White / GW7 Black / RXF Gray / ZSP	Silver / S4A Silver / PAK	Gray / D5 Gray / DH Tan / J3 Brown / J8 Black / DX9
PWG / QWG / XWG Cool Vanilla	300	White / XWG	Black / RXF Silver / BSL White / XWG Black / AXR	Silver / PAK Silver / TAE	Gray / D1 Gray / DB Gray / DV Green / P7 Black / DX9 Silver / XZA
	Charger	White / XWG	Black / RXF Black / AXR Silver / BSL White / XWG	Silver / PAK Silver / TAE	Gray / D1 Gray / DB Gray / DV Black / DX9 Silver / XZA
	Magnum	White / XWG	Black / RXF Black / AXR Silver / BSL White / XWG	Silver / PAK Silver / TAE	Gray / D1 Gray / DB Gray / DV Black / DX9 Silver / XZA
	PT Cruiser	White / XWG Black / RXF	White / XWG	Silver / PAK	Gray / DA Gray / DH Beige / K5 Beige / KA Silver / XZ2 Silver / XZA
PX3 / QX3 / MX3 Viper Black	Viper	Black / MX3	Black / RXF	Silver / XZA	Black / X9 Tan / U4
PX8 / QX8 / DX8 Black (Cont'd.)	Commander	Black / DX8 Black / RXF	Black / RXF Black / DX8	Gray / CDM	Gray / D1 Gray / D5 Gray / DV Tan / J3 Brown / J8 Black / DX9
	Dakota	Black / DX8 Black / RXF	Black / DX8	Silver / S4A Silver / PAK	Gray / D5 Gray / DH Tan / J3 Brown / J8 Black / DX9
	Durango	Black / DX8 Gray / ZSP	Black / DX8 Gray / ZSP	Silver / PAK Gray / CDM	Gray / D1 Gray / D5 Gray / DH Tan / J3 Brown / J8 Black / DX9

All colors represented within this Guide are colors printed in the 2006 Color Manual. The color may not be printed in the Color Manual under the same category as represented within this Guide. **Example:** A bumper color chip may be found in the Exterior color section. Refer to all color chips under DaimlerChrysler.

Exterior Body Color	Model Name	Accent	Accessory	Wheel	Interior
		Bumper/Fascia/Cladding Lower Tu-Tone Molding/Rocker Molding Wheel Flares	Grille/Air Dam Running Board/Step Pad Ext. Door Handle / Hard Top / Miscellaneous		
PX8 / QX8 / DX8 Black (Cont'd.)	Grand Cherokee	Black / DX8 Black / RXF	Black / DX8 Black / RXF	Silver / PAK Silver / ZDJ	Gray / D1 Gray / D5 Gray / DH Tan / J3 Brown / J8 Black / DX9
	Liberty	Black / DX8 Silver / WS2 Gray / BDL Black / CD7 Silver / BS2	Black / DX8 Black / RXF	Gray / CDM Silver / PAK Silver / S4A	Gray / D1 Gray / D5 Gray / DH Tan / J3 Brown / J8 Black / DX9 Black / JX8 Silver / XZA
	PT Cruiser	Black / DX8 Gold / CYG Green / BPK Red / ARH Silver / WS2 Black / RXF	Black / DX8 Gold / CYG Red / ARH Silver / WS2 Green / BPK	Silver / PAK	Gray / DA Gray / DH Beige / KA Beige / K5 Silver / XZ2 Silver / XZA
	Ram Truck	Black / DX8 Silver / WS2 Silver / WSB Gray / ZSP Black / RXF	Black / DX8 Black / RXF Gray / ZSP	Silver / S4A Silver / PAK	Gray / D5 Gray / DH Tan / J3 Brown / J8 Black / DX9
	Wrangler	Black / DX8 Black / JX8 Black / DX9 Gray / XS9 Brown / CJM	Gray / BDL Brown / ZJ8 White / SWB Black / HCX	Silver / S4A Silver / PAK Silver / TAE	Gray / DV Tan / J3 Black / DX9 Silver / CDK
PXR / QXR / AXR Brilliant Black Pearl	300	Black / AXR	Black / RXF Black / AXR Silver / BSL Silver / WS2	Silver / PAK Silver / ZDJ Silver / TAE	Gray / D1 Gray / DB Gray / DV Black / DX9 Silver / XZA
	Caravan / Grand Caravan	Black / AXR Black / CD7 Black / RXF	Black / CD7 Black / RXF Gray / XS9	Silver / PAK	Gray / D1 Gray / D5 Gray / DH Gray / DV Brown / J8 Black / DX9
	Charger	Black / AXR	Black / RXF Black / AXR Silver / BSL Silver / WS2	Silver / PAK Silver / ZDJ Silver / TAE	Gray / D1 Gray / DB Gray / DV Black / DX9 Silver / XZA
	Magnum	Black / AXR	Black / RXF Black / AXR Silver / BSL Silver / WS2	Silver / PAK Silver / ZDJ Silver / TAE	Gray / D1 Gray / DB Gray / DV Black / DX9 Silver / XZA
	Pacifica	Black / AXR Gray / ZSP Black / AX8	Gray / ZSP Black / RXF	Silver / PAK	Gray / DV Tan / L2 Brown / L8 Silver / CDK Black / DX9
	Sebring Convertible	Black / AXR	Gray / ZSP	Silver / PAK Silver / TAE Silver / XZA	Gray / DV Tan / L2 Brown / L5 Brown / L8 Black / DX9
	Sebring / Stratus Sedan	Black / AXR	Gray / ZSP	Silver / PAK Silver / TAE Silver / XZA	Gray / DV Tan / L2 Brown / L5 Brown / L8 Black / DX9
(Cont'd.)					

All colors represented within this Guide are colors printed in the 2006 Color Manual. The color may not be printed in the Color Manual under the same category as represented within this Guide. **Example:** A bumper color chip may be found in the Exterior color section. Refer to all color chips under DaimlerChrysler.

Exterior Body Color	Model Name	Accent	Accessory	Wheel	Interior
		Bumper/Fascia/Cladding Lower Tu-Tone Molding/Rocker Molding Wheel Flares	Grille/Air Dam Running Board/Step Pad Ext. Door Handle / Hard Top / Miscellaneous		
PXR / QXR / AXR Brilliant Black Pearl (Cont'd.)	Town & Country	Black / AXR Black / CD7 Black / RXF	Black / CD7 Black / RXF Gray / XS9	Silver / PAK	Gray / D1 Gray / D5 Gray / DH Gray / DV Brown / J8 Black / DX9
PY3 / QY3 / 695 Classic Yellow	Crossfire		Silver / XZA	Silver / XZA	Gray / DV White / WN
PYG / QYG / CYG Linen Gold Pearl	300	Gold / CYG	Gold / CYG Silver / BSL Black / RXF Black / AXR	Silver / PAK Silver / TAE	Gray / D1 Gray / DB Gray / DV Black / DX9 Silver / XZA
	Caravan / Grand Caravan	Gold / CYG Black / CD7 Black / RXF	Black / CD7 Black / RXF Gray / XS9	Silver / PAK	Gray / D1 Brown / J8 Black / DX9
	Charger	Gold / CYG	Gold / CYG Silver / BSL Black / RXF Black / AXR	Silver / PAK Silver / TAE	Gray / D1 Gray / DB Gray / DV Black / DX9 Silver / XZA
	Magnum	Gold / CYG	Gold / CYG Silver / BSL Black / RXF Black / AXR	Silver / PAK Silver / TAE	Gray / D1 Gray / DB Gray / DV Black / DX9 Silver / XZA
	Pacifica	Gold / CYG Gold / CY5 Brown / CJM	Gray / ZSP Black / RXF	Silver / PAK	Gray / DV Tan / L2 Brown / L8 Silver / CDK Black / DX9 Silver / XZA
	PT Cruiser	Gold / CYG Black / RXF	Gold / CYG	Silver / PAK	Beige / KA Beige / K5 Silver / XZ2 Silver / XZA Gray / YFF
	Sebring Convertible	Gold / CYG	Gray / ZSP	Silver / PAK Silver / TAE Silver / XZA	Gray / DV Tan / L2 Brown / L5 Brown / L8 Black / DX9
	Sebring / Stratus Sedan	Gold / CYG	Gray / ZSP	Silver / PAK Silver / TAE Silver / XZA	Gray / DV Tan / L2 Brown / L5 Brown / L8 Black / DX9
	Town & Country	Gold / CYG Black / CD7 Black / RXF	Black / CD7 Black / RXF Gray / XS9	Silver / PAK	Gray / D1 Brown / J8 Black / DX9
PYH / QYH / VYH Solar Yellow / Top Banana	Charger Limited Edition Daytona R/T				
	Dakota	Yellow / PYH Black / RXF	Yellow / PYH Black / RXF	Silver / S4A Silver / PAK	Gray / D5 Gray / DH Tan / J3 Brown / J8 Black / DX9
	Wrangler	Black / DX9 Black / JX8 Gray / XS9	Black / HCX Gray / BDL White / SWB	Silver / S4A Silver / PAK Silver / TAE	Gray / DV Silver / CDK Black / DX9

All colors represented within this Guide are colors printed in the 2006 Color Manual. The color may not be printed in the Color Manual under the same category as represented within this Guide. **Example:** A bumper color chip may be found in the Exterior color section. Refer to all color chips under DaimlerChrysler.

2006 Ford Motor Company

Ford / Lincoln / Mercury



EXTERIOR • For Model and Usage Details See Color Compatibility Guide





















A B/C	 Arizona Beige Met 58299	BY	 School Bus Yellow 36889	BZ B/C	 Speed Yellow 47486	C2 B/C	 Gold Ash Met 64095	CX B/C	 Dark Shadow Gray Met 63399
D3 B/C	 Colorado Red 61261	D6 B/C	 Screaming Yellow 65423	DV B/C	 Light Tundra Met 64098	DX B/C	 Dark Blue Pearl 64741	E4 B/C	 Vermilion Red 42497
F1 B/C	 Vermilion 54651	F6 3 Stage	 Ceramic White Pearl 64099/100	FL B/C	 Toreador Red Met 51231	FS B/C	 Spruce Green Met 53876	FU B/C	 Dark Green Satin Met 53724
FX B/C	 Merlot Met 64101	G2 B/C	 Redfire Met 64089	G3 B/C	 Pueblo Gold Met 66463	G4 3 Stage	 Cashmere Tricoat 66750/51	G9 B/C	 Vista Blue Met 71342
GL B/C	 Gulf Blue 70467	GW B/C	 Orange Crush Pearl 66460	HG B/C	 Smokestone Met 71343	HH B/C	 Dark Cherry Met 71344	HJ B/C	 Pewter Met 71346
HP B/C	 Hi Performance White 68862	JL B/C	 Dark Toreador Met 51242	JM B/C	 Dark Toreador Met 57887	JP B/C	 Silver Birch Met 62387	KR B/C	 Norsea Blue Met 66461
L2 B/C	 True Blue Met 60589	LA B/C	 Midnight Blue Met 45808	LD B/C	 Med Wedgewood Met 51238	LS B/C	 Light Ice Blue Met 63450	ND B/C	 Dune Pearl 71345



2006 Ford Motor Company

Ford / Lincoln / Mercury

EXTERIOR • For Model and Usage Details See Color Compatibility Guide

NH B/C		P1 B/C		P3 B/C		P5 B/C		SN B/C	
	Light Sage Met 70900		Lime Gold Met 68859		Windveil Blue Met 68058		Aspen Green Met 63451		Sonic Blue Pearl 64641
T2 B/C		T3 B/C		T5 B/C		T7 B/C		T8 B/C	
	Bronze Met 68857		Satellite Silver Met 68855		Dark Copper Met 68858		Charcoal Beige Met 68860		Tungsten Gray Met 69218
TK B/C		TL B/C		TS B/C		UA B/C		UD B/C	
	Mineral Gray Met 60588		Satin Silver Met 63454		Silver Frost Met 50312		Ebony 38743		Ebony 54649
WT B/C		YN B/C		YZ B/C		Z1 B/C		Z3 B/C	
	Performance White 48488		Silver Met 43638		Oxford White 44093		Oxford White 54650		Silver Met 55017












2006 Ford Motor Company



ACCENT • For Model and Usage Details See Color Compatibility Guide



BUMPER / FASCIA / CLADDING

(For Colors not shown in this section refer to EXTERIOR section)

	4QQ3		5PQA		6MTA	
		Bright Argent Met 69251		Med Dark Neutral 65280		Onyx Gray 74441
B2 B/C	M6388G		M6546G		M7090G	
		Harvest Gold Met 57342		Med Platinum Met 44575		Dark Shadow Gray Met 64843
					TF B/C	
		Blackout 40131				Graphite Met 66457
YBTA	YBWA		YZ9A			
		Med Dark Platinum 64149		Carbon Black 61851		
						
		Platinum 62391				








LOWER TU-TONE

(For Colors not shown in this section refer to EXTERIOR section)

B2 B/C		TF B/C	
	Harvest Gold Met 57342		Graphite Met 66457

MOLDING / ROCKER MOLDING

(For Colors not shown in this section refer to EXTERIOR section)

5PQA		6MTA		B2 B/C	
	Med Dark Neutral 65280		Onyx Gray 74441		Harvest Gold Met 57342
M6388G		TF B/C		YBTA	
	Blackout 40131		Graphite Met 66457		Med Dark Platinum 64149
				YZ9A	
					Carbon Black 61851



2006 Ford Motor Company

Ford / Lincoln / Mercury

ACCENT • For Model and Usage Details See Color Compatibility Guide

WHEEL FLARES

(For Colors not shown in this section refer to EXTERIOR section)

6MTA



Onyx Gray
74441

6NVA



Neutral Shadow Gray
74445

M6388G




Blackout
40131

SPWA
B/C



Dark Shadow Gray
70450

YBWA



Platinum
62391

ACCESSORY • For Model and Usage Details See Color Compatibility Guide

GRILLE / AIR DAM

(For Colors not shown in this section refer to EXTERIOR section)

4MT3



Med Gray Met
74439

4QQ3




Bright Argent Met
69251

6MTA




Onyx Gray
74441

AQCC



Satin Nickel Met
62352

BFQA




Arizona Beige
62389

JASC




Black
65282

M6388G




Blackout
40131

M6546G



Med Platinum Met
44575

M6673G



Silver Met
47767

M7048G



Platinum
58187

M7090G




Dark Shadow Gray Met
64843

M7140G



Light Arizona Beige Met
68867

YBWA



Platinum
62391

YZ9A



Carbon Black
61851

2006 Ford Motor Company



ACCESSORY • For Model and Usage Details See Color Compatibility Guide

BEDLINER

(For Colors not shown in this section refer to EXTERIOR section)

YZ9A




Carbon Black

61851

ROOF RACK

(For Colors not shown in this section refer to EXTERIOR section)

2QQC
B/C



Sterling Silver Met

67666

M6388G



Blackout

40131

YFKC
B/C



Sparkle Silver Met

46574

RUNNING BOARD / STEP PAD

(For Colors not shown in this section refer to EXTERIOR section)


5PQA



Med Dark Neutral

65280

BFQA



Arizona Beige

62389

M6388G



Blackout

40131

YBWA



Platinum

62391

YZ9A




Carbon Black

61851

STRIPE

(For Colors not shown in this section refer to EXTERIOR section)

M1724A



Black

58097

M5068



Blue

60349

M5876



Light Charcoal

33254

M6190A



Light Chestnut

36439

M6296



Med Dark Red

38539

W5615E



Gulf Orange

36916



2006 Ford Motor Company

Ford / Lincoln / Mercury

ACCESSORY • For Model and Usage Details See Color Compatibility Guide

MISCELLANEOUS

(For Colors not shown in this section refer to EXTERIOR section)

4QQ3



Bright Argent Met

69251

5A5A



Bosch Black

74443

M6388G



Blackout

40131


YBTA



Med Dark Platinum

64149

YBWA



Platinum

62391

YZ9A



Carbon Black

61851

WHEEL: For Model and Usage Details See Color Compatibility Guide

3NSE
B/C



Gray Met

67656


4MYE



Dark Neutral Met

67716


5QTE
B/C



Krystal Silver Met

69249


M1724A



Black

58097

M6388G



Blackout

40131

M6389A
B/C



Sparkle Silver Met

46574

M6674A



Platinum Met

56439


M7048G



Platinum

58187

UARC
B/C



Lightning Silver Met

64272


XPPA



Accuride Gray

62393

ZJC



Silver Met

49680


ZJQC
B/C



Silver Met

62390

ZMGA
B/C



Accuride White

64271

2006 Ford Motor Company

Ford / Lincoln / Mercury



UNDERHOOD: For Model and Usage Details See Color Compatibility Guide


M6507D  Dark Titanium 44604	M6513D  Twilight Blue 44610	M6514D  White 44611	M6515D  Yellow 44612	M6517D  Vermilion 44614
M6518D  Taupe/Woodrose 44615	M6519D  Black 44616	M6530D  Dark Gray 44618	M6534D  Titanium 44621	M6536D  Med Red 44623
M6537D  Med Currant 44624	M6539D  Sandalwood 44626	M6570D  Med Mocha 45421	M6579D  Smoke 45428	M6724D  Aquamarine 52709
M6726D  Laser Red 49797	M6744D  Med Graphite 50705	M6842D  Performance White 54354	M6901D  Spruce Green 56437	M6964D  Highland Green 61721
M6971D  Blue 57884	M6980D  Chestnut 57870	M7013D  Arizona Beige 60621	M7014D  Toreador Red 55052	M7047D  Glacier White 63482
M7058D  Blue 62345	M7061D  French Blue 64121	M7093D  Ceramic White 64847	M7100D  Light Tundra 64846	M7119D  Orange Crush 67088
M7121D  Screaming Yellow 67090	M7123D  Pueblo Gold 67092	M7126D  Cashmere 68863	M7143D  Satellite Gray 68865	M7144D  Windveil Blue 68866




2006 Ford Motor Company

Ford / Lincoln / Mercury

UNDERHOOD: For Model and Usage Details See Color Compatibility Guide


































INTERIOR: For Model and Usage Details See Color Compatibility Guide



2006 Ford Motor Company



INTERIOR: For Model and Usage Details See Color Compatibility Guide

4M3C  Med Light Alloy 74449	4MBC  Tarragon Met 67672	4N1A  Dove Gray 67673	4N3A  Med Dove Gray 69242	4N5A  Shale 67674
4N7A  Granite 67675	4QRC B/C  Satin Silver Met 67715	4T0A  Light Camel 74385	4T1A  Camel 69243	4T3A  Med Camel 74386
5B8A  Charcoal Black 69244	5R7A  Crimson Red 74387	6H5A  Moss 74447	6T7A  Graystone 74390	6X0A  Sand 74388
BJ4A  Med Dark Parchment 58189	BJAA  Light Parchment 57625	BJCA  Med Parchment 57626	EBDA  Red 65274	JA6A  Black 32963
UA2C  Satin Aluminum Met 64285	XDPA  Corporate Red 65275	YYWA  Satin Black 69246	ZHEA  Ebony 42878	ZJDC  Charcoal Gray Met 74450
ZRDC  Med Gray Met 65279	ZU4A  Med Dark Graphite 50699	ZU5A  Dark Graphite 51175	ZU8C  Midnight Black Met 69247	ZUBA  Light Graphite 50693
ZUCA  Med Graphite 50648	ZUEA  Midnight Black 56364			

Interior Combination Codes		
Code	Color 1	Color 2
	1T5A	1T3A
	5B8A	5R7A
	6T7A	1T3A
	4N5A	4N1A
	4T3A	4T0A
	3T4A	3T3A
	5B8A	2N3A

2006 Ford Motor Company



2006 Ford Motor Company

Ford / Lincoln / Mercury

Assembly Plant Codes (11th character of VIN number)


Plant Code	Plant	Models
A	Atlanta	Taurus
B	Oakville	Freestar / Monterey
D	Ohio Truck (Avon Lake, OH)	Econoline / Escape / Mariner
E	Kentucky Truck	F-Series
F	Dearborn	F-Series / Mark LT
G	Chicago	Five Hundred / Freestyle / Montego
H	Lorain	Econoline
K	Kansas City SUV	Escape / Escape HEV / Mariner / Mariner HEV
K	Kansas City Truck	F-Series
L	Michigan Truck (Wayne, MI)	Expedition / Navigator
M	Cuautitlan	F-Series
N	Norfolk	F-Series
P	Twin Cities (St. Paul, MN)	Ranger
R	Hermosillo	Fusion / Milan / Zephyr
U	Louisville Truck	Explorer / Mountaineer
W	Wayne	Focus
X	St. Thomas	Grand Marquis / Crown Victoria
Y	Wixom	Town Car / LS
Z	St. Louis	Explorer / Mountaineer
5	Flat Rock	Mustang

Model Year Codes (10th character of VIN number)

Code	Year
L	1990
M	1991
N	1992
P	1993
R	1994
S	1995
T	1996
V	1997
W	1998
X	1999
Y	2000
1	2001
2	2002
3	2003
4	2004
5	2005
6	2006

2006 Ford Motor Company

PAINT CODE LOCATIONS



- ① DRIVER DOOR EDGE
- ② DRIVER "B" PILLAR

MFD. BY FORD MOTOR CO. IN U.S.A.							
DATE:				GVWR:			
FRONT GAWR:				REAR GAWR:			
THIS VEHICLE CONFORMS TO ALL APPLICABLE FEDERAL MOTOR VEHICLE SAFETY AND BUMPER STANDARDS IN EFFECT ON THE DATE OF MANUFACTURER SHOWN ABOVE.							
VEH. IDENT. NO.							
TYPE							
EXTERIOR PAINT COLOR				DSO			
BODY	VR	MLDC	INT. TRIM	A/C	R	S	AX TR



Ford Motor Company 2006 Model Year Color Compatibility Guide

The Ford Color Compatibility Guide is a tool to help distinguish colors found on a production vehicle not represented as a color code on the Paint Identification Label. Based on the color documentation received from Ford, the data contained herein is presumed to be correct. However, we cannot assume responsibility for error or change.

All colors represented within the Guide are color chipped in the 2006 Color Manual. The color may not be chipped in the Color Manual under the same category as represented within the Color Compatibility Guide. Refer to all color chips under Ford.

How To Use The Color Compatibility Guide

Locate the Exterior two digit Color Code (ie: AQ) found on the Paint Identification Label. Refer to the Ford Color Code Location page located in the 2006 Color Manual.

The Guide is listed in alphabetical order by the Ford two digit Color Code which can be found in the first column titled Exterior Body Color. Locate the correct two digit Color Code. The Ford "M" Number and Color Name are also represented.

It is important to refer to the Model Name column for the correct model usage. To the right of the model name check Accent, Accessory, Wheel or Interior columns for your specific refinish repair. A color representation of each code is shown in the Color Print Sections under the same heading names used on the Color Compatibility Chart.



Exterior Body Color	Model Name	Accent	Accessory	Wheel	Underhood	Interior
		Bumper/Fascia/Cladding Lower Tu-Tone Molding/Rocker Molding Wheel Flares	Grille/Air Dam Running Board/Step Pad Stripe/Roof Rack Bed Liner/Miscellaneous			
AQ / M6985A Arizona Beige Metallic	Crown Victoria	Tan / AQ Black / YZ9A	Black / UA Black / M6388G Black / JASC	Silver / M6389A	Silver / M6534D	Tan / 1T3A Tan / 1TCA Gray / 6T7A Black / JA6A Black / ZUEA
	F-150 F-Series Truck	Tan / AQ Black / M6388G Gray / M7090G Black / YZ9A	Tan / AQ Black / M6388G Black / YZ9A	Silver / ZJJC Silver / M6389A	Tan / M7013D Brown / M6518D Gray / M6579D Tan / M6539D	Tan / 1U5A Tan / 3T5C Tan / 3TCA Tan / BJAA Silver / 2PBC Tan / 3LAA Gray / 3Q4C Black / JA6A Silver / UA2C
	F-250/350/450/550 Super Duty F-Series Truck	Tan / AQ Black / UA Gray / YBWA Gray / M6546G	Gray / YBWA Black / YZ9A Black / M6388G	Silver / 5QTE Gray / XPPA	Tan / M6539D	Tan / 1U5A Tan / 3T3A Tan / 3TCA Black / 5B8A Silver / 3LCC Gray / ZJDC Black / JA6A
	Freestar	Tan / AQ Gold / B2 Black / M6388G	Tan / AQ Black / UA Tan / 5PQA Black / M6388G	Silver / M6389A	Brown / M6518D	Gray / 2N3A Gray / 2N4A Gray / 2NCA Silver / 2P3C Tan / 3T3A Brown / 3T4A Tan / 3TCA Silver / 4M3C Gray / 4N1A Tan / BJAA Black / JA6A
	Grand Marquis	Tan / AQ Black / YZ9A	Red / M6296 Black / M6388G	Silver / M6389A	Silver / M6534D	Tan / 1T3A Tan / 1TCA Gray / 6T7A Black / JA6A Black / ZUEA
	Monterey	Tan / AQ Black / M6388G	Silver / 2QQC Silver / YN Black / UA Black / M6388G	Silver / M6389A	Brown / M6518D	Gray / 2N3A Gray / 2N4A Tan / 3T3A Brown / 3T4A Tan / 3TCA Green / 4MBC Gray / 4N1A Black / 5B8A Tan / BJAA Black / JA6A
	Ranger	Tan / AQ Black / M6388G	Black / YZ9A Black / M6388G	Silver / UARC Silver / ZJJC	Brown / M6518D Tan / M7013D	Gray / 2N4A Tan / 3TCA Black / ZHEA Black / JA6A
	Taurus	Tan / AQ Black / YZ9A	Black / M6388G Gray / 4MT3	Silver / M6389A	Tan / M7013D Brown / M6518D	Brown / BJ4A Tan / BJAA Tan / BJCA Gray / ZUBA Black / ZUEA Black / JA6A
BY / M6284A School Bus Yellow	Econoline	Black / M6388G Gray / M6546G Gray / YBWA White / YZ	Black / M6388G Gray / M6546G Gray / YBWA	Silver / M6389A Gray / XPPA White / ZMGA	Yellow / M6515D	Gray / 2N4A Gray / 2NBA Gray / 2NCA Black / JA6A Black / ZUEA
BZ / M6675A Speed Yellow	Ford GT		Black / UA			



Exterior Body Color	Model Name	Accent	Accessory	Wheel	Underhood	Interior
		Bumper/Fascia/Cladding Lower Tu-Tone Molding/Rocker Molding Wheel Flares	Grille/Air Dam Running Board/Step Pad Stripe/Roof Rack Bed Liner/Miscellaneous			
C2 / M7065A Gold Ash Metallic	Econoline	Gray / M6546G Gray / YBWA White / YZ Gray / CX Black / M6388G	Black / M6388G Gray / M6546G Gray / YBWA	Silver / M6389A Gray / XPPA White / ZMGA	Green / M6901D Silver / M6534D	Gray / 2N4A Gray / 2NBA Gray / 2NCA Brown / 3T4A Tan / 3TCA Tan / BJAA Black / JA6A Black / ZUEA
	Escape	Gold / C2 Gray / YBTA Silver / 4Q03	Black / M6388G Gray / YBTA	Silver / M6389A Gray / M7048G	Green / M6901D Brown / M6518D Silver / M6534D	Gray / 2N5A Gray / 2NBA Gray / 2NCA Silver / 3P2C Tan / 3T5A Tan / 3TCA Tan / BJAA Black / JA6A Black / ZHEA
	Mariner	Gold / C2	Black / M6388G	Silver / M6389A	Green / M6901D Silver / M6534D	Gray / 2NBA Tan / 3TCA Tan / BJAA Silver / UA2C Black / ZHEA Black / JA6A
	Taurus	Gold / C2 Black / YZ9A	Black / M6388G Gray / 4MT3	Silver / M6389A	Green / M6901D Brown / M6518D	Brown / BJ4A Tan / BJAA Tan / BJCA Gray / ZU4A Gray / ZU5A Gray / ZUBA Gray / ZUCA Black / ZUEA Black / JA6A
CX / M7039A Dark Shadow Gray Metallic	Econoline	Gray / YBWA	Black / M6388G Gray / YBWA	Silver / M6389A Gray / XPPA	Gray / M6579D Black / M6519D	Brown / 3T4A Tan / 3TCA Tan / BJAA Black / JA6A Black / ZUEA
	Escape	Gray / CX Gray / YBTA Silver / 4Q03	Black / M6388G Gray / YBTA	Silver / M6389A Gray / M7048G	Gray / M6579D Brown / M6518D Black / M6519D	Gray / 2N5A Gray / 2NBA Gray / 2NCA Silver / 3P2C Tan / 3T5A Tan / 3TCA Tan / BJAA Black / ZHEA Black / JA6A
	Escape - Hybrid Electric Vehicle	Gray / YBTA Silver / YN Gray / CX	Black / M6388G	Silver / M6389A Gray / M7048G	Gray / M6579D Brown / M6518D	Gray / 2N5A Gray / 2NBA Gray / 2NCA Silver / 3P2C Tan / 3T5A Tan / 3TCA Tan / BJAA Black / ZHEA Black / JA6A
	F-150 F-Series Truck	Gray / CX Silver / YN Black / M6388G Gray / M7090G Gray / SPWA Black / YZ9A	Gray / CX Black / M6388G Black / YZ9A	Gray / 4MYE Silver / ZJJC Silver / M6389A	Gray / M6579D	Gray / 2N5A Gray / 2NBA Gray / 2NCA Silver / 2PBC Tan / 3LAA Black / ZHEA Black / JA6A Gray / 3Q4C Silver / UA2C
	F-250/350/450/550 Super Duty F-Series Truck	Gray / CX Black / UA Gray / YBWA Gray / M6546G	Gray / CX Gray / YBWA Black / YZ9A Black / M6388G	Silver / 5QTE Gray / XPPA	Gray / M6579D	Gray / 2NBA Gray / 2NCA Silver / 3LCC Black / 5B8A Black / JA6A Black / ZHEA Gray / ZJDC
(Cont'd.)						

All colors represented within this Guide are colors printed in the 2006 Color Manual. The color may not be printed in the Color Manual under the same category as represented within this Guide. **Example:** A bumper color chip may be found in the Exterior color section. Refer to all color chips under Ford Motor Company.



Exterior Body Color	Model Name	Accent	Accessory	Wheel	Underhood	Interior
		Bumper/Fascia/Cladding Lower Tu-Tone Molding/Rocker Molding Wheel Flares	Grille/Air Dam Running Board/Step Pad Stripe/Roof Rack Bed Liner/Miscellaneous			
CX / M7039A Dark Shadow Gray Metallic (Cont'd.)	Five Hundred	Gray / CX Black / M6388G	Gray / CX Black / UA Silver / M6673G Black / M6388G Black / 5A5A	Silver / M6389A	Gray / M6579D	Tan / 3T3A Tan / 3TCA Gray / 4N1A Gray / 4N3A Gray / 4N5A Silver / 4QRC Black / 5B8A Tan / BJAA Black / JA6A Black / ZHEA Tan / 3LAA
	Focus	Gray / CX Black / M6388G	Gray / CX Black / M6388G Silver / 4QQ3 Black / UA	Black / M6388G Silver / M6389A	Gray / M6579D Black / M6519D	Gray / 2N3A Gray / 2N4A Gray / 2NBA Black / 5B8A Black / YYWA Gray / ZRDC Black / JA6A
	Freestar	Gray / CX Gray / TF Tan / 5PQA Black / M6388G	Gray / CX Black / M6388G Black / UA Tan / 5PQA	Silver / M6389A	Brown / M6518D	Gray / 2N3A Gray / 2N4A Gray / 2NCA Silver / 4M3C Gray / 4N1A Black / JA6A
	Freestyle	Gray / CX Black / M6388G	Black / UA Black / M6388G Black / 5A5A Silver / YFKC	Silver / M6389A	Gray / M6579D	Tan / 3T3A Tan / 3TCA Gray / 4N1A Gray / 4N3A Gray / 4N5A Silver / 4QRC Black / 5B8A Tan / BJAA Black / JA6A Black / ZHEA
	Mariner	Gray / CX	Black / M6388G	Silver / M6389A	Gray / M6579D Black / M6519D Brown / M6518D	Gray / 2NBA Tan / 3TCA Tan / BJAA Black / JA6A Silver / UA2C Black / ZHEA
	Mark LT	Gray / CX	Gray / CX Black / M6388G Black / YZ9A Silver / 4QQ3		Gray / M6579D	Gray / 2NBA Silver / 2PBC Gray / 3Q4C Tan / 3TCA Tan / BJAA Silver / UA2C Black / JA6A Black / ZHEA
	Montego	Gray / CX Black / M6388G	Black / UA Black / M6388G Gray / CX Black / 5A5A	Silver / M6389A	Gray / M6579D	Tan / 3T3A Brown / 3TDA Gray / 4N1A Gray / 4N3A Gray / 4N5A Black / 5B8A Tan / BJAA Black / JA6A Black / ZHEA
	Ranger	Gray / CX Black / M6388G Black / UA Gray / 6NVA Gray / SPWA	Gray / CX Black / YZ9A Black / M6388G	Silver / M6389A Gray / M7048G Gray / CX Silver / UARC Silver / ZJJC Silver / ZJQC	Gray / M6579D	Gray / 2N4A Black / ZHEA Black / JA6A

All colors represented within this Guide are colors printed in the 2006 Color Manual. The color may not be printed in the Color Manual under the same category as represented within this Guide. **Example:** A bumper color chip may be found in the Exterior color section. Refer to all color chips under Ford Motor Company.



Exterior Body Color	Model Name	Accent	Accessory	Wheel	Underhood	Interior
		Bumper/Fascia/Cladding Lower Tu-Tone Molding/Rocker Molding Wheel Flares	Grille/Air Dam Running Board/Step Pad Stripe/Roof Rack Bed Liner/Miscellaneous			
D3 / M7042A Colorado Red	Mustang	Red / D3 Black / M6388G	Black / M6388G	Silver / M6389A Gray / 3NSE	Brown / M6518D	Gray / 4N3A Tan / 4T1A Black / 5B8A Red / 5R7A Silver / UA2C Black / ZU8C Black / JA6A
	Ford GT		White / WT			
	Ranger	Red / D3 Gray / CX Black / M6388G Gray / 6NVA Gray SPWA	Red / D3 Black / M6388G Black / YZ9A	Silver / M6389A Gray / M7048G Gray / CX Silver / UARC Silver / ZJQC	Red / M6517D Brown / M6518D	Gray / 2N4A Black / ZHEA Black / JA6A
D6 / M7109A Screaming Yellow	F-250/350/450/550 Super Duty F-Series Truck	Yellow / D6	Gray / YBWA Black / YZ9A Black / M6388G	Silver / 5QTE Gray / XPPA	White / M6514D / 44611	Gray / 2N5A Silver / 3LCC Black / 5B8A Gray / ZJDC Black / ZHEA Black / JA6A
	Focus	Yellow / D6 Black / M6388G	Black / M6388G Black / UA	Black / M6388G Silver / M6389A	Yellow / M7121D White / M6514D	Gray / 2N3A Gray / 2N4A Gray / 2NBA Black / 5B8A Black / JA6A Black / YYWA Gray / ZRDC
	Mustang	Yellow / D6 Black / M6388G	Black / M6388G	Silver / M6389A Gray / 3NSE	White / M6514D	Black / 5B8A Silver / UA2C Black / ZU8C Black / JA6A
	Ranger	Red / D3 Gray / CX Black / M6388G Gray / 6NVA Gray SPWA	Red / D3 Black / M6388G Black / YZ9A	Silver / M6389A Gray / M7048G Gray / CX Silver / UARC Silver / ZJQC	Yellow / M7121D White / M6514D	Gray / 2N4A Black / ZHEA Black / JA6A
DV / M7081A Light Tundra Metallic	Crown Victoria	Green / DV Black / YZ9A	Black / UA Black / JASC Black / M6388G	Silver / M6389A	Silver / M6534D	Tan / 1T3A Tan / 1TCA Tan / 4T0A Tan / 4T1A Tan / 4T3A Gray / 6T7A Black / ZHEA Black / ZUEA Black / JA6A
	Econoline	Gray / CX Gray / YBWA	Black / M6388G Gray / M6546G Gray / YBWA	Silver / M6389A Gray / XPPA	Green / M7100D Silver / M6534D	Gray / 2N4A Gray / 2NBA Gray / 2NCA Brown / 3T4A Tan / 3TCA Tan / BJAA Black / JA6A Black / ZUEA
	Escape	Gray / YBTA Gray / CX Silver / 4QQ3	Black / M6388G Gray / YBTA	Silver / M6389A Gray / M7048G	Green / M7100D Brown / M6518D Silver / M6534D	Gray / 2N5A Gray / 2NBA Gray / 2NCA Silver / 3P2C Tan / 3T5A Tan / 3TCA Tan / BJAA Black / ZHEA Black / JA6A
	Escape - Hybrid Electric Vehicle	Green / DV Silver / YN Gray / YBTA	Black / M6388G	Silver / M6389A Gray / M7048G	Green / M7100D Brown / M6518D	Gray / 2N5A Gray / 2NBA Gray / 2NCA Silver / 3P2C Tan / 3T5A Tan / 3TCA Tan / BJAA Black / ZHEA Black / JA6A

(Cont'd.)

All colors represented within this Guide are colors printed in the 2006 Color Manual. The color may not be printed in the Color Manual under the same category as represented within this Guide. **Example:** A bumper color chip may be found in the Exterior color section. Refer to all color chips under Ford Motor Company.



Exterior Body Color	Model Name	Accent	Accessory	Wheel	Underhood	Interior
		Bumper/Fascia/Cladding Lower Tu-Tone Molding/Rocker Molding Wheel Flares	Grille/Air Dam Running Board/Step Pad Stripe/Roof Rack Bed Liner/Miscellaneous			
DV / M7081A Light Tundra Metallic (Cont'd.)	Five Hundred	Green / DV Black / M6388G	Green / DV Black / UA Silver / M6673G Black / M6388G Black / 5A5A	Silver / M6389A	Green / M7100D Silver / M6534D	Tan / 3T3A Tan / 3TCA Gray / 4N1A Gray / 4N3A Gray / 4N5A Silver / 4QRC Black / 5B8A Tan / BJAA Black / ZHEA Black / JA6A Tan / 3LAA
	Focus	Green / DV Black / M6388G	Black / M6388G Black / UA	Black / M6388G Silver / M6389A	Green / M7100D Silver / M6534D	Gray / 2N3A Gray / 2N4A Gray / 2NBA Tan / 3T3A Brown / 3T4A Black / 5B8A Tan / BJAA Black / YYWA Gray / ZRDC Black / JA6A
	Freestyle	Green / DV Black / M6388G	Black / UA Black / M6388G Black / 5A5A Silver / YFKC	Silver / M6389A	Green / M7100D Silver / M6534D	Tan / 3T3A Tan / 3TCA Gray / 4N1A Gray / 4N3A Gray / 4N5A Silver / 4QRC Black / 5B8A Tan / BJAA Black / ZHEA Black / JA6A
	Fusion	Green / DV	Black / M6388G	Silver / M6389A	Silver / M6534D	Tan / 1T3A Brown / 1T5A Tan / 1TBA Tan / 4T1A Tan / 4T3A Black / 5B8A Tan / 6X0A Silver / 4QRC Black / JA6A Black ZHEA
	Grand Marquis	Green / DV Black / YZ9A	Blue / M5068 Black / M6388G	Silver / M6389A	Silver / M6534D	Tan / 1T3A Tan / 1TCA Tan / 4T0A Tan / 4T1A Tan / 4T3A Gray / 6T7A Black / JA6A Black / ZUEA
	LS	Green / DV Black / YZ9A Black / M6388G	Black / UA Black / M6388G Gray / M7048G	Silver / M6389A	Green / M7100D Silver / M6534D	Tan / 1T3A Brown / 1T5A Gray / 2P3C Gray / 3PDA Tan / 4T1A Black / JA6A
	Mariner	Green / DV	Black / M6388G	Silver / M6389A	Green / M7100D Brown / M6518D Silver / M6534D	Gray / 2NBA Tan / 3TCA Tan / BJAA Silver / UA2C Black / ZHEA Black / JA6A
	Montego	Green / DV Black / M6388G	Green / DV Black / UA Black / M6388G Black / 5A5A	Silver / M6389A	Green / M7100D Silver / M6534D	Tan / 3T3A Brown / 3TDA Gray / 4N1A Gray / 4N3A Gray / 4N5A Black / 5B8A Tan / BJAA Black / JA6A Black / ZHEA
	(Cont'd.)					

All colors represented within this Guide are colors printed in the 2006 Color Manual. The color may not be printed in the Color Manual under the same category as represented within this Guide. **Example:** A bumper color chip may be found in the Exterior color section. Refer to all color chips under Ford Motor Company.



Exterior Body Color	Model Name	Accent	Accessory	Wheel	Underhood	Interior
		Bumper/Fascia/Cladding Lower Tu-Tone Molding/Rocker Molding Wheel Flares	Grille/Air Dam Running Board/Step Pad Stripe/Roof Rack Bed Liner/Miscellaneous			
DV / M7081A Light Tundra Metallic (Cont'd.)	Navigator	Green / DV Black / M6388G	Silver / M6673G Black / M6388G Black / YZ9A	Silver / M6389A	Green / M7100D Silver / M6534D	Gray / 2P3C Tan / 4T1A Black / 5B8A Tan / BJAA Black / JA6A
	Taurus	Green / DV Black / YZ9A	Black / M6388G Gray / 4MT3	Silver / M6389A	Green / M7100D Silver / M6534D	Brown / BJ4A Tan / BJAA Tan / BJCA Gray / ZU4A Gray / ZU5A Gray / ZUBA Gray / ZUCA Black / ZUEA Black / JA6A
	Town Car	Green / DV Black / YZ9A	Black / M6388G	Silver / M6389A	Green / M7100D Silver / M6534D	Tan / 1T3A Gray / 4N1A Gray / 4N5A Tan / 4T0A Tan / 4T3A Black / 5B8A Gray / 6T7A Black / JA6A
DX / M7083A Dark Blue Pearl	Crown Victoria	Blue / DX Black / YZ9A	Black / UA Black / M6388G Black / JASC	Silver / M6389A	Gray / M6579D	Tan / 1T3A Tan / 1TCA Tan / 4T0A Tan / 4T1A Tan / 4T3A Black / 5B8A Gray / 6T7A Black / ZHEA Black / ZUEA Black / JA6A
	Explorer	Blue / DX Gold / G3 Gray / 6MTA	Gold / G3 Black / M6388G Gray / 6MTA Silver / 2QQC	Silver / UARC Silver / M6389A	Gray / M6579D Blue / M6724D Black / M6519D	Brown / 1T4A Gray / 2N5A Silver / 3LCC Tan / 4T0A Tan / 4T1A Brown / 6H5A Silver / UA2C Black / JA6A
	Five Hundred	Blue / DX Black / M6388G	Blue / DX Black / UA Silver / M6673G Black / M6388G Black / 5A5A	Silver / M6389A	Blue / M7061D Gray / M6579D	Tan / 3T3A Tan / 3TCA Gray / 4N1A Gray / 4N3A Gray / 4N5A Silver / 4QRC Black / 5B8A Tan / BJAA Black / JA6A Black / ZHEA Tan / 3LAA
	Freestyle	Blue / DX Black / M6388G	Black / UA Black / M6388G Black / 5A5A Silver / YFKC	Silver / M6389A	Blue / M7061D Gray / M6579D	Tan / 3T3A Tan / 3TCA Gray / 4N1A Gray / 4N3A Gray / 4N5A Silver / 4QRC Black / 5B8A Tan / BJAA Black / JA6A Black / ZHEA
	Fusion	Blue / DX	Black / M6388G	Silver / M6389A	Gray / M6579D	Tan / 1T3A Brown / 1T5A Tan / 1TBA Tan / 4T1A Tan / 4T3A Black / 5B8A Tan / 6X0A Silver / 4QRC Black / JA6A Black / ZHEA
(Cont'd.)						

All colors represented within this Guide are colors printed in the 2006 Color Manual. The color may not be printed in the Color Manual under the same category as represented within this Guide. **Example:** A bumper color chip may be found in the Exterior color section. Refer to all color chips under Ford Motor Company.



Exterior Body Color	Model Name	Accent	Accessory	Wheel	Underhood	Interior
		Bumper/Fascia/Cladding Lower Tu-Tone Molding/Rocker Molding Wheel Flares	Grille/Air Dam Running Board/Step Pad Stripe/Roof Rack Bed Liner/Miscellaneous			
DX / M7083A Dark Blue Pearl (Cont'd.)	Grand Marquis	Blue / DX Black / YZ9A	Gray / M5876 Black / M6388G	Silver / M6389A	Gray / M6579D	Tan / 1T3A Tan / 1TCA Tan / 4T0A Tan / 4T1A Tan / 4T3A Black / 5B8A Gray / 6T7A Black / JA6A Black / ZHEA Black / ZUEA
	Milan	Blue / DX	Black / M6388G	Silver / M6389A	Gray / M6579D	Tan / 1T3A Brown / 1T5A Tan / 1TBA Tan / 4T1A Tan / 4T3A Black / 5B8A Tan / 6X0A Silver / 4QRC Black / JA6A Black ZHEA
	Montego	Blue / DX Black / M6388G	Blue / DX Black / UA Black / M6388G Black / 5A5A	Silver / M6389A	Blue / M7061D Gray / M6579D	Tan / 3T3A Brown / 3TDA Gray / 4N1A Gray / 4N3A Gray / 4N5A Black / 5B8A Tan / BJAA Black / JA6A Black / ZHEA
	Mountaineer	Blue / DX Black / M6388G	Blue / DX Black / M6388G	Black / M1724A Silver / ZJQC	Black / M6519D	Gray / 2N4A Gray / 2N5A Tan / 4T0A Tan / 4T1A Silver / UA2C Black / JA6A
	Zephyr	Blue / DX	Black / M6388G	Silver / M6389A	Gray / M6579D	Tan / 1TBA Silver / 2P3C Tan / 4T3A Black / 5B8A Tan / 6X0A Black / ZHEA Black / JA6A
	E4 / M6470A Vermilion Red	Econoline	Black / M6388G Gray / M6546G Gray / YBWA White / YZ	Black / M6388G Gray / M6546G Gray / YBWA	Silver / M6389A Gray / XPPA White / ZMGA	Red / M6536D Brown / M6518D
(Cont'd.)	F-150 F-Series Truck	Red / E4 Tan / AQ Gray / CX Silver / YN Black / M6388G Gray / M7090G Black / YZ9A Gray / SPWA	Red / E4 Black / M6388G Gray / M7090G Black / YZ9A Tan / M7140A	Gray / 4MYE Silver / ZJJC Silver / M6389A	Red / M6517D Brown / M6518D Tan / M6539D	Tan / 1U5A Gray / 2N5A Gray / 2NBA Gray / 2NCA Silver / 2PBC Tan / 3LAA Tan / 3T5C Tan / 3TCA Tan / BJAA Black / ZHEA Gray / 3Q4C Black / JA6A Silver / UA2C
	F-250/350/450/550 Super Duty F-Series Truck	Red / E4 Gray / YBWA Gray / M6546G	Red / E4 Gray / YBWA Black / YZ9A Black / M6388G	Silver / 5QTE Gray / XPPA	Brown / M6518D	Tan / 1U5A Gray / 2NBA Gray / 2NCA Silver / 3LCC Tan / 3T3A Tan / 3TCA Black / 5B8A Black / ZHEA Gray / ZJDC Black / JA6A

All colors represented within this Guide are colors printed in the 2006 Color Manual. The color may not be printed in the Color Manual under the same category as represented within this Guide. **Example:** A bumper color chip may be found in the Exterior color section. Refer to all color chips under Ford Motor Company.



Ford Motor Company

2006 Color Compatibility Guide

Ford / Lincoln / Mercury

Exterior Body Color	Model Name	Accent	Accessory	Wheel	Underhood	Interior
		Bumper/Fascia/Cladding Lower Tu-Tone Molding/Rocker Molding Wheel Flares	Grille/Air Dam Running Board/Step Pad Stripe/Roof Rack Bed Liner/Miscellaneous			
E4 / M6470A Vermillion Red (Cont'd.)	Focus	Red / E4 Black / M6388G	Red / E4 Silver / 4QJ3 Black / M6388G	Black / M6388G Silver / M6389A	Red / M6517D Brown / M6518D	Gray / 2N3A Gray / 2N4A Gray / 2NBA Tan / 3T3A Brown / 3T4A Black / 5B8A Tan / BJAA Black / YYWA Gray / ZRDC Black / JA6A
F1 / M6886A Vermillion Red	F-150 F-Series Truck	Red / F1 Tan / AQ Gray / CX Silver / YN Black / M6388G Gray / M7090G Black / YZ9A Gray / SPWA	Red / F1 Black / M6388G Gray / M7090G Tan / M7140G Black / YZ9A	Gray / 4MYE Silver / ZJJC Silver / M6389A	Tan / M6539D Red / M6517D	Tan / 1U5A Gray / 2N5A Gray / 2NBA Gray / 2NCA Silver / 2PBC Tan / 3LAA Tan / 3T5C Tan / 3TCA Tan / BJAA Black / ZHEA Gray / 3Q4C Black / JA6A Silver / UA2C
	F-250/350/450/550 Super Duty F-Series Truck	Red / F1 Gray / YBWA Gray / M6546G	Red / F1 Gray / YBWA Black / YZ9A Black / M6388G	Silver / 5QTE Gray / XPPA	Tan / M6539D	Tan / 1U5A Gray / 2NBA Gray / 2NCA Silver / 3LCC Tan / 3T3A Tan / 3TCA Black / 5B8A Black / ZHEA Gray / ZJDC Black / JA6A
F6 / M7085A Ceramic White Pearl	LS	White / F6 Black / YZ9A Black / M6388G	Black / UA Black / M6388G Gray / M7048G	Silver / M6389A	White / M7093D White / M6842D	Tan / 1T3A Brown / 1T5A Gray / 2P3C Gray / 3PDA Gray / 4N1A Gray / 4N5A Tan / 4T1A Black / JA6A
	Mark LT	White / F6	White / F6 Black / M6388G Black / YZ9A Silver / 4QJ3		White / M7047D	Gray / 2NBA Silver / 2PBC Gray / 3Q4C Tan / 3TCA Tan / BJAA Silver / UA2C Black / JA6A Black / ZHEA
	Town Car	White / F6 Black / YZ9A	Black / M6388G	Silver / M6389A	White / M7093D White / M6842D	Tan / 1T3A Gray / 4N1A Gray / 4N5A Tan / 4T0A Tan / 4T3A Black / 5B8A Gray / 6T7A Black / JA6A
FL / M6758A Toreador Red Metallic	F-250/350/450/550 Super Duty F-Series Truck	Red / FL Gray / YBWA Gray / M6546G	Gray / YBWA Black / YZ9A Black / M6388G	Silver / 5QTE Gray / XPPA	Gray / M6579D	Tan / 1U5A Gray / 2NBA Gray / 2NCA Silver / 3LCC Tan / 3T3A Tan / 3TCA Black / 5B8A Black / ZHEA Gray / ZJDC Black / JA6A

All colors represented within this Guide are colors printed in the 2006 Color Manual. The color may not be printed in the Color Manual under the same category as represented within this Guide. **Example:** A bumper color chip may be found in the Exterior color section. Refer to all color chips under Ford Motor Company.



Exterior Body Color	Model Name	Accent	Accessory	Wheel	Underhood	Interior
		Bumper/Fascia/Cladding Lower Tu-Tone Molding/Rocker Molding Wheel Flares	Grille/Air Dam Running Board/Step Pad Stripe/Roof Rack Bed Liner/Miscellaneous			
FS / M6860A Spruce Green Metallic	Freestar	Green / FS Gold / B2 Black / M6388G	Green / FS Black / UA Black / M6388G	Silver / M6389A	Silver / M6534D	Silver / 2P3C Tan / 3T3A Brown / 3T4A Tan / 3TCA Tan / BJAA Black / JA6A
	Monterey	Green / FS Black / M6388G	Silver / 2QQC Silver / YN Black / UA Black / M6388G	Silver / M6389A	Silver / M6534D	Tan / 3T3A Brown / 3T4A Tan / 3TCA Green / 4MBC Tan / BJAA Black / JA6A
FU / M6862A Dark Green Satin Metallic	F-250/350/450/550 Super Duty F-Series Truck	Green / FU Gray / YBWA Tan / AQ Silver / YN Gray / M6546G	Tan / BFQA Black / YZ9A Black / M6388G Gray / YBWA	Silver / 5QTE Gray / XPPA	Gray / M6579D	Tan / 1U5A Gray / 2NBA Gray / 2NCA Silver / 3LCC Tan / 3T3A Tan / 3TCA Black / 5B8A Black / ZHEA Gray / ZJDC Black / JA6A
FX / M7087A Merlot Metallic	Five Hundred	Red / FX Black / M6388G	Red / FX Black / UA Silver / M6673G Black / M6388G Black / 5A5A	Silver / M6389A	Red / M6536D Brown / M6518D	Tan / 3T3A Tan / 3TCA Gray / 4N1A Tan / 3LAA Silver / 4QRC Black / 5B8A Tan / BJAA Black / JA6A Black / ZHEA
	Freestyle	Red / FX Black / M6388G	Black / UA Black / M6388G Black / 5A5A Silver / YFKC	Silver / M6389A	Red / M6536D Brown / M6518D	Tan / 3T3A Tan / 3TCA Gray / 4N1A Silver / 4QRC Black / 5B8A Tan / BJAA Black / JA6A Black / ZHEA
	Fusion	Red / FX	Black / M6388G	Silver / M6389A	Brown / M6518D	Tan / 1T3A Brown / 1T5A Tan / 1TBA Tan / 4T1A Tan / 4T3A Black / 5B8A Tan / 6X0A Silver / 4QRC Black / JA6A Black / ZHEA
	Montego	Red / FX Black / M6388G	Red / FX Black / UA Black / M6388G Black / 5A5A	Silver / M6389A	Red / M6536D Brown / M6518D	Tan / 3T3A Brown / 3TDA Gray / 4N1A Gray / 4N3A Gray / 4N5A Black / 5B8A Tan / BJAA Black / JA6A Black / ZHEA
	Taurus	Red / FX Black / YZ9A	Black / M6388G Gray / 4MT3	Silver / M6389A	Red / M6536D Brown / M6518D	Brown / BJ4A Tan / BJAA Tan / BJCA Gray / ZU4A Gray / ZU5A Gray / ZUBA Gray / ZUCA Black / ZUEA Black / JA6A
	(Cont'd.)					

All colors represented within this Guide are colors printed in the 2006 Color Manual. The color may not be printed in the Color Manual under the same category as represented within this Guide. **Example:** A bumper color chip may be found in the Exterior color section. Refer to all color chips under Ford Motor Company.



Ford Motor Company

2006 Color Compatibility Guide

Ford / Lincoln / Mercury

Exterior Body Color	Model Name	Accent	Accessory	Wheel	Underhood	Interior
		Bumper/Fascia/Cladding Lower Tu-Tone Molding/Rocker Molding Wheel Flares	Grille/Air Dam Running Board/Step Pad Stripe/Roof Rack Bed Liner/Miscellaneous			
FX / M7087A Merlot Metallic (Cont'd.)	Zephyr	Red / FX	Black / M6388G	Silver / M6389A	Brown / M6518D	Tan / 1TBA Silver / 2P3C Tan / 4T3A Black / 5B8A Tan / 6X0A Black / ZHEA Black / JA6A
G2 / M7089A Redfire Metallic	Escape	Red / G2 Gray / CX Gray / YBTA Silver / 4Q03	Black / M6388G Gray / YBTA	Silver / M6389A Gray / M7048G	Red / M6726D Brown / M6518D	Gray / 2N5A Gray / 2NBA Gray / 2NCA Silver / 3P2C Tan / 3T5C Tan / 3TCA Tan / BJAA Black / ZHEA Black / JA6A
	Escape - Hybrid Electric Vehicle	Red / G2 Silver / YN Gray / YBTA	Black / M6388G	Silver / M6389A Gray / M7048G	Red / M6726D Brown / M6518D	Gray / 2N5A Gray / 2NBA Gray / 2NCA Silver / 3P2C Tan / 3T5C Tan / 3TCA Tan / BJAA Black / ZHEA Black / JA6A
	Expedition	Red / G2 Gray / CX Gold / G3 Gray / HJ Gray / YBTA	Gray / CX Gold / G3 Silver / AQCC Black / YZ9A Black / M6388G Gray / M6546G Silver / M6673G	Silver / M6389A Gray / M6674A Silver / ZJJC	Red / M6726D Brown / M6518D	Gray / 2N5A Gray / 2NCA Brown / 2T5A Gray / 4N1A Tan / BJAA Tan / BJCA Black / JA6A
	Explorer	Red / G2 Gold / G3 Gray / 6MTA	Gold / G3 Black / M6388G Silver / 2Q0C Gray / 6MTA	Silver / UARC Silver / M6389A	Brown / M6518D Red / M6726D Brown / M6570D	Tan / 1T3A Brown / 1T4A Gray / 2N5A Silver / 3LCC Tan / 4T0A Tan / 4T1A Black / 5B8A Brown / 6H5A Silver / UA2C Black / JA6A
	Five Hundred	Red / G2 Black / M6388G	Red / G2 Black / UA Black / M6388G Black / 5A5A	Silver / M6389A	Red / M6726D Brown / M6518D	Tan / 3T3A Tan / 3TCA Gray / 4N1A Gray / 4N3A Gray / 4N5A Silver / 4QRC Tan / BJAA Black / JA6A Black / ZHEA Tan / 3LAA
	Freestyle	Red / G2 Black / M6388G	Black / UA Black / M6388G Black / 5A5A Silver / YFKC	Silver / M6389A	Brown / M6518D Red / M6726D	Tan / 3T3A Tan / 3TCA Gray / 4N1A Gray / 4N3A Gray / 4N5A Silver / 4QRC Tan / BJAA Black / JA6A Black / ZHEA
	Fusion	Red / G2	Black / M6388G	Silver / M6389A	Brown / M6518D	Tan / 1T3A Brown / 1T5A Tan / 1TBA Tan / 4T1A Tan / 4T3A Black / 5B8A Tan / 6X0A Silver / 4QRC Black / JA6A Black / ZHEA
	(Cont'd.)					

All colors represented within this Guide are colors printed in the 2006 Color Manual. The color may not be printed in the Color Manual under the same category as represented within this Guide. **Example:** A bumper color chip may be found in the Exterior color section. Refer to all color chips under Ford Motor Company.



Exterior Body Color	Model Name	Accent	Accessory	Wheel	Underhood	Interior
		Bumper/Fascia/Cladding Lower Tu-Tone Molding/Rocker Molding Wheel Flares	Grille/Air Dam Running Board/Step Pad Stripe/Roof Rack Bed Liner/Miscellaneous			
G2 / M7089A Redfire Metallic (Cont'd.)	LS	Red / G2 Black / YZ9A Black / M6388G	Black / UA Black / M6388G Gray / M7048G	Silver / M6389A	Red / M7014D	Tan / 1T3A Brown / 1T5A Gray / 2P3C Black / 2B5A Gray / 3PDA Gray / 4N1A Gray / 4N5A Tan / 4T1A Black / JA6A
	Mariner	Red / G2	Black / M6388G	Silver / M6389A	Red / M6726D Brown / M6518D	Gray / 2NBA Tan / 3TCA Tan / BJAA Silver / UA2C Black / ZHEA Black / JA6A
	Mariner - Hybrid Electric Vehicle	Red / G2	Black / M6388G	Silver / M6389A	Red / M6726D Brown / M6518D	Gray / 2NBA Tan / 3TCA Tan / BJAA Silver / UA2C Black / ZHEA Black / JA6A
	Milan	Red / G2	Black / M6388G	Silver / M6389A	Brown / M6518D	Tan / 1T3A Brown / 1T5A Tan / 1TBA Tan / 4T1A Tan / 4T3A Black / 5B8A Tan / 6X0A Silver / 4QRC Black / JA6A Black ZHEA
	Montego	Red / G2 Black / M6388G	Red / G2 Black / UA Black / M6388G	Silver / M6389A	Red / M6726D Brown / M6518D	Tan / 3T3A Brown / 3TDA Gray / 4N1A Gray / 4N3A Gray / 4N5A Black / 5B8A Tan / BJAA Black / JA6A Black / ZHEA
	Mountaineer	Red / G2 Black / M6388G	Red / G2 Black / M6388G	Silver / ZJQC Black / M1724A	Brown / M6518D Red / M6726D Brown / M6570D	Tan / 1T3A Gray / 2N4A Gray / 2N5A Tan / 4T0A Tan / 4T1A Black / 5B8A Silver / UA2C Black / JA6A
	Mustang	Red / G2 Black / M6388G	Black / M6388G	Silver / M6389A Gray / 3NSE	Brown / M6518D	Gray / 4N3A Tan / 4T1A Black / 5B8A Red / 5R7A Silver / UA2C Black / ZU8C Black / JA6A
	Navigator	Red / G2 Black / M6388G	Silver / M6673G Black / M6388G Black / YZ9A	Silver / M6389A	Red / M6726D Brown / M6518D	Gray / 2N5A Gray / 2P3C Gray / 4N1A Gray / 4N7A Tan / 4T1A Black / 5B8A Tan / BJAA Black / JA6A
	Ranger	Red / G2 Black / M6388G Gray / CX Gray / 6NVA Gray / SPWA	Red / G2 Black / YZ9A Black / M6388G	Silver / M6389A Gray / M7048G Gray / CX Silver / UARC Silver / ZJQC	Red / M6726D Brown / M6518D	Gray / 2N4A Tan / 3TCA Black / ZHEA Black / JA6A

All colors represented within this Guide are colors printed in the 2006 Color Manual. The color may not be printed in the Color Manual under the same category as represented within this Guide. **Example:** A bumper color chip may be found in the Exterior color section. Refer to all color chips under Ford Motor Company.



Exterior Body Color	Model Name	Accent	Accessory	Wheel	Underhood	Interior
		Bumper/Fascia/Cladding Lower Tu-Tone Molding/Rocker Molding Wheel Flares	Grille/Air Dam Running Board/Step Pad Stripe/Roof Rack Bed Liner/Miscellaneous			
G3 / M7113A Pueblo Gold Metallic	Expedition	Gold / G3 Gray / CX Gray / HJ Gray / YBTA	Gold / G3 Gray / CX Black / M6388G Gray / M6546G Black / YZ9A Silver / M6673G	Silver / M6389A Silver / ZJJC	Gold / M7123D Silver / M6534D	Brown / 2T5A Tan / BJAA Tan / BJCA Black / JA6A
	Explorer	Gold / G3 Gray / 6MTA	Gold / G3 Black / M6388G Gray / 6MTA Silver / 2QQC	Silver / UARC Silver / M6389A	Brown / M6570D Silver / M6534D White / M6514D	Tan / 1T3A Brown / 1T4A Gray / 2N5A Silver / 3LCC Tan / 4T0A Tan / 4T1A Brown / 6H5A Silver / UA2C Black / JA6A
	Five Hundred	Gold / G3 Black / M6388G	Gold / G3 Black / UA Black / M6388G Silver / M6673G Black / 5A5A	Silver / M6389A	Gold / M7123D Brown / M6518D	Tan / 3LAA Tan / 3T3A Tan / 3TCA Gray / 4N1A Silver / 4QRC Black / 5B8A Tan / BJAA Black / JA6A Black / ZHEA
	Focus	Gold / G3 Black / M6388G	Black / M6388G Black / UA	Black / M6388G Silver / M6389A	Gold / M7123D Brown / M6518D	Gray / 2N3A Gray / 2N4A Gray / 2NBA Tan / 3T3A Brown / 3T4A Black / 5B8A Tan / BJAA Black / YYWA Gray / ZRDC Black / JA6A
	Freestyle	Gold / G3 Black / M6388G	Black / UA Black / M6388G Black / 5A5A Silver YFKC	Silver / M6389A	Gold / M7123D Brown / M6518D	Tan / 3T3A Tan / 3TCA Gray / 4N1A Silver / 4QRC Black / 5B8A Tan / BJAA Black / JA6A Black / ZHEA
	LS	Gold / G3 Black / YZ9A Black / M6388G	Black / UA Black / M6388G Gray / M7048G	Silver / M6389A	Gold / M7123D Silver / M6534D	Tan / 1T3A Brown / 1T5A Gray / 2P3C Gray / 3PDA Gray / 4N1A Gray / 4N5A Tan / 4T1A Black / JA6A
	Montego	Gold / G3 Black / M6388G	Gold / G3 Black / UA Black / M6388G Black / 5A5A	Silver / M6389A	Gold / M7123D Brown / M6518D	Tan / 3T3A Brown / 3TDA Gray / 4N1A Black / 5B8A Tan / BJAA Black / JA6A Black / ZHEA
	Mountaineer	Gold / G3 Black / M6388G	Gold / G3 Black / M6388G	Silver / ZJQC Black / M1724A	Brown / M6570D Silver / M6534D White / M6514D	Tan / 1T3A Gray / 2N4A Gray / 2N5A Tan / 4T0A Tan / 4T1A Black / 5B8A Silver / UA2C Black / JA6A
	Navigator	Gold / G3 Black / M6388G	Black / M6388G Silver / M6673G Black / YZ9A	Silver / M6389A	Gold / M7123D Silver / M6534D	Gray / 2P3C Tan / BJAA Tan / 4T1A Black / 5B8A Black / JA6A

(Cont'd.)

All colors represented within this Guide are colors printed in the 2006 Color Manual. The color may not be printed in the Color Manual under the same category as represented within this Guide. **Example:** A bumper color chip may be found in the Exterior color section. Refer to all color chips under Ford Motor Company.



Ford Motor Company

2006 Color Compatibility Guide

Ford / Lincoln / Mercury

Exterior Body Color	Model Name	Accent	Accessory	Wheel	Underhood	Interior
		Bumper/Fascia/Cladding Lower Tu-Tone Molding/Rocker Molding Wheel Flares	Grille/Air Dam Running Board/Step Pad Stripe/Roof Rack Bed Liner/Miscellaneous			
G3 / M7113A Pueblo Gold Metallic (Cont'd.)	Town Car	Gold / G3 Black / YZ9A	Black / M6388G	Silver / M6389A	Gold / M7123D Silver / M6534D	Tan / 1T3A Tan / 4T0A Tan / 4T3A Black / 5B8A Gray / 6T7A Black / JA6A
G4 / M7118A / Cashmere Tricoat	Expedition	Tan / G4	Tan / G4 Black / YZ9A Black / M6388G Gray / M6546G	Silver / M6389A Silver / ZJJC	White / M6514D	Gray / 2N5A Gray / 2NCA Brown / 2T5A Gray / 4N1A Tan / BJAA Tan / BJCA Black / JA6A
	Explorer	Tan / G4	Tan / G4 Black / M6388G	Silver / M6389A	Silver / M6534D	Tan / 1T3A Brown / 1T4A Gray / 2N5A Silver / 3LCC Tan / 4T0A Tan / 4T1A Black / 5B8A Brown / 6H5A Silver / UA2C Black / JA6A
	LS	Tan / G4 Black / YZ9A Black / M6388G	Black / UA Black / M6388G Gray / M7048G	Silver / M6389A	Silver / M6534D Gray / M7126D	Tan / 1T3A Brown / 1T5A Gray / 2P3C Gray / 3PDA Gray / 4N1A Gray / 4N5A Tan / 4T1A Black / JA6A
	Mountaineer	Tan / G4 Black / M6388G	Tan / G4 Black / M6388G	Silver / ZJQC Black / M1724A	Silver / M6534D	Tan / 1T3A Gray / 2N4A Gray / 2N5A Tan / 4T0A Tan / 4T1A Black / 5B8A Silver / UA2C Black / JA6A
	Navigator	Tan / G4 Black / M6388G	Tan / G4 Black / M6388G Silver / M6673G Black / YZ9A	Silver / M6389A	White / M6514D	Gray / 2N5A Gray / 2P3C Gray / 4N1A Gray / 4N7A Tan / 4T1A Black / 5B8A Tan / BJAA Black / JA6A
	Town Car	Tan / G4 Black / YZ9A	Black / M6388G	Silver / M6389A	Silver / M6534D Gray / M7126D	Tan / 1T3A Gray / 4N1A Gray / 4N5A Tan / 4T0A Tan / 4T3A Black / 5B8A Gray / 6T7A Black / JA6A
	G9 / M7147A Vista Blue Metallic	Mustang	Blue / G9 Black / M6388G	Black / M6388G	Silver / M6389A Gray / 3NSE	Black / M6519D
GL / M7138A Gulf Blue	Ford GT		Orange / W5615E			

All colors represented within this Guide are colors printed in the 2006 Color Manual. The color may not be printed in the Color Manual under the same category as represented within this Guide. **Example:** A bumper color chip may be found in the Exterior color section. Refer to all color chips under Ford Motor Company.



Exterior Body Color	Model Name	Accent	Accessory	Wheel	Underhood	Interior
		Bumper/Fascia/Cladding Lower Tu-Tone Molding/Rocker Molding Wheel Flares	Grille/Air Dam Running Board/Step Pad Stripe/Roof Rack Bed Liner/Miscellaneous			
GW / M7110A Orange Crush Pearl	Escape	Gray / CX Gray / YBTA Silver / 4QQ3	Black / M6388G Gray / YBTA	Silver / M6389A Gray / M7048G	Orange / M7119D Brown / M6518D	Gray / 2N5A Gray / 2NBA Gray / 2NCA Silver / 3P2C Tan / 3T5C Tan / 3TCA Tan / BJAA Black / ZHEA Black / JA6A
HG / M7148A Smokestone Metallic	Crown Victoria	Gold / HG Black / YZ9A	Black / UA Black / JASC Black / M6388G	Silver / M6389A	Gray / M6579D	Tan / 1T3A Tan / 1TCA Tan / 4T0A Tan / 4T1A Tan / 4T3A Black / 5B8A Gray / 6T7A Black / ZHEA Black / ZUEA Black / JA6A
	F-150 F-Series Truck	Gold / HG Tan / AQ Black / YZ9A	Tan / M7140G Black / M6388G Black / YZ9A	Silver / ZJC Silver / M6389A Tan / AQ	Silver / M6534D Tan / M6539D	Tan / 1U5A Gray / 2NBA Tan / 3T5C Tan / 3TCA Tan / BJAA Silver / 2PBC Tan / 3LAA Gray / 3Q4C Black / JA6A Silver / UA2C Black / ZHEA
	Freestar	Gold / HG Gray / TF	Black / UA Black / M6388G	Silver / M6389A	Brown / M6518D	Gray / 2N3A Gray / 2N4A Gray / 2NCA Silver / 2P3C Tan / 3T3A Brown / 3T4A Tan / 3TCA Silver / 4M3C Gray / 4N1A Tan / BJAA Black / JA6A
	Grand Marquis	Gold / HG Black / YZ9A	Black / M1724A Black / M6388G	Silver / M6389A	Gray / M6579D	Tan / 1T3A Tan / 1TCA Tan / 4T0A Tan / 4T1A Tan / 4T3A Black / 5B8A Gray / 6T7A Black / ZHEA Black / ZUEA Black / JA6A
	Mark LT	Gold / HG	Gold / HG Black / M6388G Black / YZ9A Silver / 4QQ3		Silver / M6534D Tan / M6539D	Gray / 2NBA Silver / 2PBC Gray / 3Q4C Tan / 3TCA Tan / BJAA Silver / UA2C Black / JA6A Black / ZHEA
	Monterey	Gold / HG Black / M6388G	Silver / 2QQC Silver / YN Black / UA Black / M6388G	Silver / M6389A	Brown / M6518D	Gray / 2N3A Gray / 2N4A Tan / 3T3A Brown / 3T4A Tan / 3TCA Green / 4MBC Gray / 4N1A Black / 5B8A Tan / BJAA Black / JA6A

All colors represented within this Guide are colors printed in the 2006 Color Manual. The color may not be printed in the Color Manual under the same category as represented within this Guide. **Example:** A bumper color chip may be found in the Exterior color section. Refer to all color chips under Ford Motor Company.



Ford Motor Company

2006 Color Compatibility Guide

Ford / Lincoln / Mercury

Exterior Body Color	Model Name	Accent	Accessory	Wheel	Underhood	Interior
		Bumper/Fascia/Cladding Lower Tu-Tone Molding/Rocker Molding Wheel Flares	Grille/Air Dam Running Board/Step Pad Stripe/Roof Rack Bed Liner/Miscellaneous			
HH / M7149A Dark Cherry Metallic	Explorer	Red / HH Gold / G3 Gray / 6MTA	Red / HH Gold / G3 Black / M6388G Gray / 6MTA Silver / 2QQC	Silver / UARC Silver / M6389A		Tan / 1T3A Brown / 1T4A Gray / 2N5A Silver / 3LCC Tan / 4T0A Tan / 4T1A Black / 5B8A Brown / 6H5A Silver / UA2C Black / JA6A
	LS	Red / HH Black / YZ9A Black / M6388G	Black / UA Black / M6388G Gray / M7048G	Silver / M6389A	Red / M6537D Red / M7014D	Tan / 1T3A Brown / 1T5A Black / 2B5A Gray / 2P3C Gray / 3PDA Gray / 4N1A Gray / 4N5A Tan / 4T1A Black / JA6A
	Town Car	Red / HH Black / YZ9A	Black / M6388G	Silver / M6389A	Red / M6537D Red / M7014D	Tan / 1T3A Gray / 4N1A Gray / 4N5A Tan / 4T0A Tan / 4T3A Black / 5B8A Gray / 6T7A Black / JA6A
HJ / M7151A Pewter Metallic	Expedition	Gray / HJ Gray / CX Gray / YBTA	Gray / HJ Gray / CX Black / YZ9A Black / M6388G Gray / M6546G Silver / M6673G	Silver / M6389A Gray / M6674A Silver / ZJJC	Gray / M7160D Gray / M6579D	Gray / 2N5A Gray / 2NCA Brown / 2T5A Gray / 4N1A Tan / BJAA Tan / BJCA Black / JA6A
	LS	Gray / HJ Black / YZ9A Black / M6388G	Black / UA Black / M6388G Gray / M7048G	Silver / M6389A	Gray / M7160D Gray / M6744D	Tan / 1T3A Brown / 1T5A Black / 2B5A Gray / 2P3C Gray / 3PDA Gray / 4N1A Gray / 4N5A Tan / 4T1A Black / JA6A
	Navigator	Gray / HJ Black / M6388G	Silver / M6673G Black / M6388G Black / YZ9A	Silver / M6389A	Gray / M7160D Gray / M6579D	Gray / 2N5A Gray / 2P3C Gray / 4N1A Gray / 4N7A Black / 5B8A Black / JA6A
	Town Car	Gray / HJ Black / YZ9A	Black / M6388G	Silver / M6389A	Gray / M7160D Gray / M6744D	Tan / 1T3A Gray / 4N1A Gray / 4N5A Black / 5B8A Gray / 6T7A Black / JA6A
HP / M7139A High Performance White	Mustang	White / HP Black / M6388G	Black / M6388G	Silver / M6389A Gray / 3NSE	White / M6514D	Gray / 4N3A Tan / 4T1A Black / 5B8A Red / 5R7A Silver / UA2C Black / ZU8C Black / JA6A

All colors represented within this Guide are colors printed in the 2006 Color Manual. The color may not be printed in the Color Manual under the same category as represented within this Guide. **Example:** A bumper color chip may be found in the Exterior color section. Refer to all color chips under Ford Motor Company.



Ford Motor Company

2006 Color Compatibility Guide

Ford / Lincoln / Mercury

Exterior Body Color	Model Name	Accent	Accessory	Wheel	Underhood	Interior
		Bumper/Fascia/Cladding Lower Tu-Tone Molding/Rocker Molding Wheel Flares	Grille/Air Dam Running Board/Step Pad Stripe/Roof Rack Bed Liner/Miscellaneous			
JL / M6771A Dark Toreador Red Metallic	Crown Victoria	Red / JL Black / YZ9A	Black / UA Black / M6388G Black / JASC	Silver / M6389A	Brown / M6518D / 44615	Tan / 1T3A Tan / 1TCA Tan / 4T0A Tan / 4T1A Tan / 4T3A Black / 5B8A Gray / 6T7A Black / ZHEA Black / ZUEA Black / JA6A
	Econoline	Black / M6388G Gray / M6546G Gray / YBWA White / YZ Gray / CX Silver / YN	Black / M6388G Gray / M6546G Gray / YBWA	Silver / M6389A White / ZMGA Gray / XPPA	Red / M6536D Black / M6519D	Gray / 2N4A Gray / 2NBA Gray / 2NCA Brown / 3T4A Tan / 3TCA Tan / BJAA Black / JA6A Black / ZUEA
	F-150 F-Series Truck	Red / JL Tan / AQ Silver / YN Black / M6388G Gray / M7090G Black / YZ9A	Red / JL Black / M6388G Tan / M7140G Black / YZ9A	Tan / AQ Silver / ZJJC Silver / M6389A	Red / M6726D Brown / M6518D Tan / M6539D	Tan / 1U5A Gray / 2N5A Gray / 2NBA Gray / 2NCA Silver / 2PBC Tan / 3LAA Tan / 3T5C Tan / 3TCA Tan / BJAA Black / ZHEA Gray / 3Q4C Black / JA6A Silver / UA2C
	F-250/350/450/550 Super Duty F-Series Truck	Red / JL Tan / AQ Silver / YN Gray / YBWA Gray / M6546G	Gray / YBWA Black / YZ9A Black / M6388G	Silver / 5QTE	Tan / M6539D	Tan / 1U5A Gray / 2NBA Gray / 2NCA Silver / 3LCC Tan / 3T3A Tan / 3TCA Black / 5B8A Black / ZHEA Gray / ZJDC Black / JA6A
	Focus	Red / JL Black / M6388G	Black / M6388G Black / UA	Black / M6388G Silver / M6389A	Red / M6726D Brown / M6518D	Gray / 2N3A Gray / 2N4A Gray / 2NBA Tan / 3T3A Brown / 3T4A Black / 5B8A Tan / BJAA Black / YYWA Gray / ZRDC Black / JA6A
	Freestar	Red / JL Gray / TF Gold / B2 Black / M6388G	Red / JL Black / UA Black / M6388G Tan / 5PQA	Silver / M6389A	Tan / M6539D	Gray / 2N3A Gray / 2N4A Gray / 2NCA Silver / 2P3C Tan / 3T3A Brown / 3T4A Tan / 3TCA Silver / 4M3C Gray / 4N1A Tan / BJAA Black / JA6A
	Grand Marquis	Red / JL Black / YZ9A	Gray / M5876 Black / M6388G Brown / M6190A	Silver / M6389A	Brown / M6518D	Tan / 1T3A Tan / 1TCA Tan / 4T0A Tan / 4T1A Tan / 4T3A Black / 5B8A Gray / 6T7A Black / ZHEA Black / ZUEA Black / JA6A
	(Cont'd.)					

All colors represented within this Guide are colors printed in the 2006 Color Manual. The color may not be printed in the Color Manual under the same category as represented within this Guide. **Example:** A bumper color chip may be found in the Exterior color section. Refer to all color chips under Ford Motor Company.



Exterior Body Color	Model Name	Accent	Accessory	Wheel	Underhood	Interior
		Bumper/Fascia/Cladding Lower Tu-Tone Molding/Rocker Molding Wheel Flares	Grille/Air Dam Running Board/Step Pad Stripe/Roof Rack Bed Liner/Miscellaneous			
JL / M6771A Dark Toreador Red Metallic (Cont'd.)	Monterey	Red / JL	Silver / 2QQC Silver / YN Black / UA Black / M6388G	Silver / M6389A	Tan / M6539D	Gray / 2N3A Gray / 2N4A Tan / 3T3A Brown / 3T4A Tan / 3TCA Green / 4MBC Gray / 4N1A Black / 5B8A Tan / BJAA Black / JA6A
JM / M6982A Dark Toreador Red Metallic	F-150 F-Series Truck	Red / JM Tan / AQ Silver / YN Black / M6388G Gray / M7090G	Red / JM Black / YZ9A Black / M6388G Tan / M7140G	Tan / AQ Silver / ZJJC Silver / M6389A	Red / M6726D Tan / M6539D	Gray / 2N5A Gray / 2NBA Gray / 2NCA Tan / 3T5C Tan / 3TCA Tan / BJAA Tan / 1U5A Tan / 3LAA Black / ZHEA Gray / 3Q4C Black / JA6A Silver / 2PBC Silver / UA2C
	Mark LT	Red / JM	Red / JM Black / M6388G Black / YZ9A Silver / 4QQ3		Red / M6726D Tan / M6539D	Gray / 2NBA Silver / 2PBC Gray / 3Q4C Tan / 3TCA Tan / BJAA Silver / UA2C Black / JA6A Black / ZHEA
JP / M7052A Silver Birch Metallic	Crown Victoria	Silver / JP Black / YZ9A	Black / UA Black / M6388G Black / JASC	Silver / M6389A	Silver / M6534D Brown / M6518D	Tan / 1T3A Tan / 1TCA Gray / 6T7A Black / 5B8A Black / ZHEA Black / JA6A Black / ZUEA
	Expedition	Gray / CX Gray / YBTA Gray / HJ Silver / JP	Gray / CX Black / M6388G Gray / M6546G Silver / M6673G Black / YZ9A	Silver / M6389A Gray / M6674A Silver / ZJJC	Silver / M6534D	Gray / 2N5A Gray / 2NCA Brown / 2T5A Gray / 4N1A Tan / BJAA Tan / BJCA Black / JA6A
	Explorer	Silver / JP Gray / 6MTA	Silver / JP Silver / 2QQC Black / M6388G Gray / 6MTA	Silver / M6389A Silver / UARC	Silver / M6534D White / M6514D	Black / JA6A Black / 5B8A Green / 6H5A Silver / UA2C Gray / 2N5A Tan / 1T4A Tan / 4T1A Tan / 4T0A Tan / 3LCC Tan / 1T3A
	Five Hundred	Silver / JP Black / M6388G	Silver / JP Black / UA Black / M6388G Black / 5A5A Silver / M6673G	Silver / M6389A	Silver / M6534D	Tan / 3T3A Tan / 3TCA Gray / 4N1A Gray / 4N3A Gray / 4N5A Silver / 4QRC Black / 5B8A Tan / BJAA Black / JA6A Black / ZHEA Tan / 3LAA
(Cont'd.)						

All colors represented within this Guide are colors printed in the 2006 Color Manual. The color may not be printed in the Color Manual under the same category as represented within this Guide. **Example:** A bumper color chip may be found in the Exterior color section. Refer to all color chips under Ford Motor Company.



Exterior Body Color	Model Name	Accent	Accessory	Wheel	Underhood	Interior
		Bumper/Fascia/Cladding Lower Tu-Tone Molding/Rocker Molding Wheel Flares	Grille/Air Dam Running Board/Step Pad Stripe/Roof Rack Bed Liner/Miscellaneous			
JP / M7052A Silver Birch Metallic (Cont'd.)	Freestar	Silver / JP Gray / TF Tan / 5PQA Black / M6388G	Silver / JP Black / M6388G Black / UA Tan / 5PQA	Silver / M6389A	Silver / M6534D	Gray / 2N3A Gray / 2N4A Gray / 2NCA Silver / 2P3C Tan / 3T3A Tan / 3TCA Tan / 3T4A Gray / 4N1A Silver / 4M3C Tan / BJAA Black / JA6A
	Freestyle	Silver / JP Black / M6388G	Black / UA Black / M6388G Black / 5A5A Silver / YFKC	Silver / M6389A	Silver / M6534D	Tan / 3T3A Tan / 3TCA Gray / 4N1A Gray / 4N3A Gray / 4N5A Silver / 4QRC Black / 5B8A Tan / BJAA Black / JA6A Black / ZHEA
	Grand Marquis	Silver / JP Black / YZ9A	Black / M1724A Black / M6388G	Silver / M6389A	Silver / M6534D Brown / M66518D	Tan / 1T3A Tan / 1TCA Gray / 6T7A Black / 5B8A Black / ZHEA Black / JA6A Black / ZUEA
	LS	Silver / JP Black / YZ9A Black / M6388G	Black / UA Black / M6388G Gray / M7048G	Silver / M6389A	Silver / M6534D	Tan / 1T3A Brown / 1T5A Black / 2B5A Gray / 2P3C Gray / 4N1A Gray / 4N5A Tan / 4T1A Black / JA6A Gray / 3PDA
	Mountaineer	Silver / JP Black / M6388G	Silver / JP Black / M6388G	Silver / 2JQC Black / M1724A	Silver / M6534D White / M6514D	Tan / 4T1A Tan / 4T0A Tan / 1T3A Silver / UA2C Black / 5B8A Black / JA6A Gray / 2N4A Gray / 2N5A
	Navigator	Silver / JP Black / M6388G	Black / M6388G Silver / M6673G	Silver / M6389A Silver / JP Black / 4Z9A	Silver / M6534D	Gray / 2N5A Gray / 2P3C Gray / 4N1A Gray / 4N7A Tan / 4T1A Black / 5B8A Tan / BJAA Black / JA6A
	Town Car	Silver / JP Black / YZ9A	Black / M6388G	Silver / M6389A	Silver / M6534D	Tan / 1T3A Tan / 4T0A Tan / 4T3A Gray / 4N1A Gray / 4N5A Gray / 6T7A Black / 5B8A Black / JA6A
KR / M7111A Norsea Blue Metallic	Escape	Gray / CX Gray / YBTA Silver / 4QQ3	Black / M6388G Silver / YBTA	Gray / M7048G Silver / M6389A	Silver / M6534D Brown / M6518D Blue / M6971D Black / M6519D	Gray / 2N5A Gray / 2NBA Gray / 2NCA Silver / 3P2C Tan / 3T5C Tan / 3TCA Tan / BJAA Black / ZHEA Black / JA6A
(Cont'd.)						

All colors represented within this Guide are colors printed in the 2006 Color Manual. The color may not be printed in the Color Manual under the same category as represented within this Guide. **Example:** A bumper color chip may be found in the Exterior color section. Refer to all color chips under Ford Motor Company.



Ford Motor Company

Ford / Lincoln / Mercury

2006 Color Compatibility Guide

Exterior Body Color	Model Name	Accent	Accessory	Wheel	Underhood	Interior
		Bumper/Fascia/Cladding Lower Tu-Tone Molding/Rocker Molding Wheel Flares	Grille/Air Dam Running Board/Step Pad Stripe/Roof Rack Bed Liner/Miscellaneous			
KR / M7111A Norsea Blue Metallic (Cont'd.)	Freestar	Gray / TF Blue / KR Tan / 5PQA Black / M6388G	Blue / KR Black / M6388G Black / UA Tan / 5PQA	Silver / M6389A	Silver / M6534D	Black / JA6A Gray / 2N3A Gray / 2N4A Gray / 2NCA Gray / 4N1A Silver / 2P3C Tan / 3T3A Tan / 3T4A Tan / 3TCA Tan / BJAA
	Mariner	Blue / KR	Black / M6388G	Silver / M6389A	Silver / M6534D Blue / M6971D Black / M6519D	Tan / 3TCA Tan / BJAA Black / JA6A Silver / UA2C Black / ZHEA Gray / 2NBA
	Monterey	Blue / KR Black / M6388G	Silver / 2QQC Black / M6388G Black / UA	Silver / M6389A	Silver / M6534D	Black / 5B8A Black / JA6A Gray / 2N3A Gray / 2N4A Gray / 4N1A Green / 4MBC Tan / 3T3A Tan / 3T4A Tan / 3TCA Tan / BJAA
L2 / M7023A True Blue Metallic	Econoline	Black / M6388G Gray / M6546G Gray / YBWA White / YZ Gray / YN	Black / M6388G Gray / M6546G Gray / YBWA	White / ZMGA Gray / XPPA Silver / M6389A	Blue / M6513D Black / M6519D	Gray / 2N4A Gray / 2NBA Gray / 2NCA Brown / 3T4A Tan / 3TCA Tan / BJAA Black / JA6A Black / ZUEA
	F-150 F-Series Truck	Black / M6388G Black / YZ9A Blue / L2 Gray / CX Gray / M7090G Gray / SPWA Silver / YN	Black / M6388G Black / YZ9A Blue / L2 Gray / M7090G	Gray / 4MYE Silver / ZJJC Silver / M6389A	Blue / M6513D Gray / M6579D	Black / JA6A Black / ZHEA Gray / 2N5A Gray / 2NBA Gray / 2NCA Gray / 3Q4C Silver / 2PBC Silver / UA2C Tan / 3LAA
	F-250/350/450/550 Super Duty F-Series Truck	Blue / L2 Tan / AQ Silver / YN Gray / YBWA Gray / M6546G	Blue / L2 Gray / YBWA Black / YZ9A Black / M6388G Tan / BFQA	Silver / 5QTE Gray / XPPA	Gray / M6579D	Black / 5B8A Black / JA6A Black / ZHEA Gray / 2JDC Gray / 2NBA Gray / 2NCA Silver / UA2C Tan / 1USA Tan / 3LCC Tan / 3T3A Tan / 3TCA
LA / M6504A Midnight Blue Metallic	Ford GT		White / WT			
LD / M6763A Med Wedgewood Metallic (Cont'd.)	Expedition	Blue / LD Gray / CX Gold / G3 Gray / HJ Gray / YBTA	Gray / CX Gold / G3 Silver / AQCC Black / YZ9A Black / M6388G Gray / M6546G Silver / M6673G	Silver / M6389A Gray / M6674A Silver / ZJJC	Blue / M6513D Gray / M6579D	Gray / 2N5A Gray / 2NCA Brown / 2T5A Gray / 4N1A Tan / BJAA Tan / BJCA Black / JA6A

All colors represented within this Guide are colors printed in the 2006 Color Manual. The color may not be printed in the Color Manual under the same category as represented within this Guide. **Example:** A bumper color chip may be found in the Exterior color section. Refer to all color chips under Ford Motor Company.



Ford Motor Company

2006 Color Compatibility Guide

Ford / Lincoln / Mercury

Exterior Body Color	Model Name	Accent	Accessory	Wheel	Underhood	Interior
		Bumper/Fascia/Cladding Lower Tu-Tone Molding/Rocker Molding Wheel Flares	Grille/Air Dam Running Board/Step Pad Stripe/Roof Rack Bed Liner/Miscellaneous			
LD / M6763A Med Wedgewood Metallic (Cont'd.)	F-150 F-Series Truck	Blue / LD Tan / AQ Silver / YN Black / M6388G Gray / M7090G Black / YZ9A	Blue / LD Black / M6388G Gray / M7090G Tan / M7140G Black / YZ9A	Silver / ZJJC Silver / M6389A	Blue / M6513D Gray / M6579D	Black / JA6A Black / ZHEA Gray / 2N5A Gray / 2NBA Gray / 2NCA Gray / 3Q4C Silver / 2PBC Silver / UA2C Tan / 1U5A Tan / 3LAA Tan / 3T5C Tan / 3TCA Tan / BJAA
	F-250/350/450/550 Super Duty F-Series Truck	Blue / LD Tan / AQ Silver / YN Gray / YBWA Gray / M6546G	Gray / YBWA Black / YZ9A Black / M6388G	Silver / 5QTE Gray / XPPA	Gray / M6579D	Black / 5B8A Black / JA6A Black / ZHEA Gray / 2JDC Gray / 2NBA Gray / 2NCA Tan / 1U5A Tan / 3LCC Tan / 3T3A Tan / 3TCA
LS / M7054A Light Ice Blue Metallic	Crown Victoria	Blue / LS Black / YZ9A	Black / UA Black / M6388G Black / JASC	Silver / M6389A	Silver / M6534D Brown / M6518D	Tan / 1T3A Tan / 1TCA Gray / 6T7A Black / 5B8A Black / ZHEA Black / JA6A Black / ZUEA
	Grand Marquis	Blue / LS Black / YZ9A	Blue / M5068 Black / M6388G	Silver / M6389A	Silver / M6534D Brown / M6518D	Tan / 1T3A Tan / 1TCA Gray / 6T7A Black / 5B8A Black / ZHEA Black / JA6A Black / ZUEA
	Town Car	Blue / LS Black / YZ9A	Black / M6388G	Silver / M6389A	Silver / M6534D Blue / M6535D	Black / 5B8A Black / JA6A Gray / 4N1A Gray / 4N5A Gray / 6T7A Tan / 1T3A
ND / M7150A Dune Pearl	Fusion	Tan / ND	Black / M6388G	Silver / M6389A	Silver / M6534D	Tan / 1T5A Tan / 1TBA Tan / 4T1A Tan / 4T3A Black / 5B8A Tan / 6X0A Silver / 4QRC Black / JA6A Black / ZHEA
	Milan	Tan / ND	Black / M6388G	Silver / M6389A	Silver / M6534D	Tan / 1T5A Tan / 1TBA Tan / 4T1A Tan / 4T3A Black / 5B8A Tan / 6X0A Silver / 4QRC Black / JA6A Black / ZHEA
	Zephyr	Tan / ND	Black / M6388G	Silver / M6389A	Silver / M6534D	Black / 5B8A Black / JA6A Black / ZHEA Silver / 2P3C Tan / 1TBA Tan / 4T3A Tan / 6X0A

All colors represented within this Guide are colors printed in the 2006 Color Manual. The color may not be printed in the Color Manual under the same category as represented within this Guide. **Example:** A bumper color chip may be found in the Exterior color section. Refer to all color chips under Ford Motor Company.



Ford Motor Company

2006 Color Compatibility Guide

Ford / Lincoln / Mercury

Exterior Body Color	Model Name	Accent	Accessory	Wheel	Underhood	Interior
		Bumper/Fascia/Cladding Lower Tu-Tone Molding/Rocker Molding Wheel Flares	Grille/Air Dam Running Board/Step Pad Stripe/Roof Rack Bed Liner/Miscellaneous			
NH / M7146A Light Sage Metallic	Zephyr	Green / NH	Black / M6388G	Silver / M6389A	Silver / M6534D	Black / 5B8A Black / JA6A Black / ZHEA Silver / 2P3C Tan / 1TBA Tan / 4T3A Tan / 6X0A
P1 / M7135A Lime Gold Metallic	Mustang	Green / P1 Black / M6388G	Black / M6388G	Silver / M6389A Gray / 3NSE	Black / M6519D White / M6514D	Gray / 4N3A Tan / 4T1A Black / 5B8A Silver / UA2C Black / ZU8C Black / JA6A
P3 / M7134A Windveil Blue Metallic	Mustang	Blue / P3 Black / M6388G	Black / M6388G	Silver / M6389A Gray / 3NSE	Blue / M7144D Black / M6519D	Gray / 4N3A Tan / 4T1A Black / 5B8A Silver / UA2C Black / ZU8C Black / JA6A
	Taurus	Blue / P3 Black / YZ9A	Black / M6388G Gray / 4MT3	Silver / M6389A	Blue / M6961D Silver / M6534D Blue / M7144D	Black / JA6A Black / ZUEA Gray / ZU4A Gray / ZU5A Gray / ZUBA Gray / ZUCA Tan / BJ4A Tan / BJAA Tan / BJCA
P5 / M7056A Aspen Green Metallic	F-150 F-Series Truck	Black / M6388G Black / YZ9A Gray / M7090G Green / P5 Silver / YN Tan / AQ	Black / M6388G Black / YZ9A Gray / M7090G Green / P5 Silver / AQCC Tan / BFQA Tan / M7140G	Tan / AQ Silver / ZJJC Silver / M6389A	Green / M6964D Gray / M6579D	Black / JA6A Black / ZHEA Gray / 2N5A Gray / 2NBA Gray / 2NCA Gray / 3Q4C Silver / 2PBC Silver / UA2C Tan / 1U5A Tan / 3LAA Tan / 3T5C Tan / 3TCA Tan / BJAA
	F-250/350/450/550 Super Duty F-Series Truck	Green / P5 Gray / YBWA Gray / M6546G	Gray / YBWA Black / YZ9A Black / M6388G	Silver / 5QTE Gray / XPPA	Gray / M6579D	Black / 5B8A Black / JA6A Black / ZHEA Gray / 2JDC Gray / 2NBA Gray / 2NCA Tan / 1U5A Tan / 3LCC Tan / 3T3A Tan / 3TCA
SN / M7095A Sonic Blue	Escape	Gray / CX Gray / YBTA Silver / 4QQ3	Black / M6388G Silver / YBTA	Gray / M7048G Silver / M6389A	Blue / M7058D Brown / M6518D	Gray / 2N5A Gray / 2NBA Gray / 2NCA Silver / 3P2C Tan / 3T5A Tan / 3TCA Tan / BJAA Black / ZHEA Black / JA6A
	Escape - Hybrid Electric Vehicle	Gray / YBTA Silver / YN Blue / SN	Black / M6388G	Silver / M6389A Gray / M7048B	Blue / M7058D Brown / M6518D	Gray / 2N5A Gray / 2NBA Gray / 2NCA Silver / 3P2C Tan / 3T5A Tan / 3TCA Tan / BJAA Black / ZHEA Black / JA6A
(Cont'd.)						

All colors represented within this Guide are colors printed in the 2006 Color Manual. The color may not be printed in the Color Manual under the same category as represented within this Guide. **Example:** A bumper color chip may be found in the Exterior color section. Refer to all color chips under Ford Motor Company.



Exterior Body Color	Model Name	Accent	Accessory	Wheel	Underhood	Interior
		Bumper/Fascia/Cladding Lower Tu-Tone Molding/Rocker Molding Wheel Flares	Grille/Air Dam Running Board/Step Pad Stripe/Roof Rack Bed Liner/Miscellaneous			
SN / M7095A Sonic Blue (Cont'd.)	Focus	Blue / SN Black / M6388G	Black / M6388G Black / UA	Black / M6388G Silver / M6389A	Black / M6519D Blue / M7058D	Gray / 2N3A Gray / 2N4A Gray / 2NBA Tan / 3T3A Brown / 3T4A Black / 5B8A Tan / BJAA Black / YYWA Gray / ZRDC Black / JA6A
	Ranger	Blue / SN Black / M6388G Gray / CX Gray / 6NVA Gray / SPWA	Blue / SN Black / YZ9A Black / M6388G	Gray / CX Gray / M7048G Silver / 2JJC Silver / M6389A Silver / UARC Silver / ZJQC	Blue / M7058D Gray / M6579D	Gray / 2N4A Black / ZHEA Black / JA6A
T2 / M7132A Bronze Metallic	Mariner	Bronze / T2	Black / M6388G	Silver / M6389A	Tan / M6980D Silver / M6534D	Black / JA6A Black / ZHEA Gray / 2NBA Silver / UA2C Tan / 3TCA Tan / BJAA
T3 / M7130A Satellite Silver Metallic (Cont'd.)	Freestar	Silver / T3	Black / M6388G Black / UA	Silver / M6389A	Silver / M6534D	Black / JA6A Gray / 2N3A Gray / 2N4A Gray / 2NCA Gray / 4N1A Silver / 2P3C Tan / 3T3A Tan / 3T4A Tan / 3TCA Tan / BJAA
	Mariner	Silver / T3	Black / M6388G	Silver / M6389A	Silver / M6534D	Black / JA6A Black / ZHEA Gray / 2NBA Silver / UA2C Tan / 3TCA Tan / BJAA
	Mariner - Hybrid Electric Vehicle	Silver / T3	Black / M6388G	Silver / M6389A	Silver / M6534D	Black / JA6A Black / ZHEA Gray / 2NBA Silver / UA2C Tan / 3TCA Tan / BJAA
	Milan	Silver / T3	Black / M6388G	Silver / M6389A	Silver / M6534D	Black / 5B8A Black / JA6A Black / ZHEA Silver / 4QRC Tan / 1T3A Tan / 1TBA
	Montego	Silver / T3 Black / M6388B	Silver / T3 Black / UA Black / M6388B Black / 5A5A	Silver / M6389A	Silver / M6534D Gray / M7143D	Black / JA6A Black / ZHEA Black / 5B8A Gray / 4N1A Gray / 4N3A Gray / 4N5A
	Monterey	Silver / T3 Black / M6388G	Silver / 2QQC Black / M6388G Black / UA Silver / YN	Silver / M6389A	Gray / M7143D Silver / M6534D	Black / 5B8A Black / JA6A Gray / 2N3A Gray / 2N4A Gray / 4N1A Green / 4MBC Tan / 3T3A Tan / 3T4A Tan / 3TCA Tan / BJAA

All colors represented within this Guide are colors printed in the 2006 Color Manual. The color may not be printed in the Color Manual under the same category as represented within this Guide. **Example:** A bumper color chip may be found in the Exterior color section. Refer to all color chips under Ford Motor Company.



Exterior Body Color	Model Name	Accent	Accessory	Wheel	Underhood	Interior
		Bumper/Fascia/Cladding Lower Tu-Tone Molding/Rocker Molding Wheel Flares	Grille/Air Dam Running Board/Step Pad Stripe/Roof Rack Bed Liner/Miscellaneous			
T3 / M7130A Satellite Silver Metallic (Cont'd.)	Mountaineer	Silver / T3 Black / M6388G	Silver / T3 Black / M6388G	Silver / M6389A Silver / ZJQC Black / M1724A	Silver / M6534D White / M6514D Gray / M7143D	Gray / 4N1A Brown / BJ4A Tan / BJAA Gray / ZU5A Black / ZUEA Black / JA6A
T5 / M7133A Dark Copper Metallic	Expedition	Copper / T5 Gray / HJ Gold / G3	Black / M6388G Gold / G3 Black / YZ9A Silver / M6546G Silver / AQCC	Silver / ZJJC Silver / M6389A Tan / AQ	Brown / M6518D Brown / M6980D	Brown / 2T5A Tan / BJAA Tan / BJCA Black / JA6A
	F-150 F-Series Truck	Copper / T5 Tan / AQ Black / YZ9A	Black / YZ9A Black / M6388G	Tan / AQ Silver / M6389A	Brown / M6980D Gray / M6579D	Black / JA6A Gray / 3Q4C Silver / 2PBC Silver / UA2C Tan / 1U5A Tan / 3LAA Tan / 3T5C Tan / 3TCA Tan / BJAA
	F-250/350/450/550 Super Duty F-Series Truck	Copper / T5 Tan / AQ	Tan / BFQA Black / YZ9A Black / M6388G Gray / YBWA	Silver / 5QTE Gray / XPPA	Gray / M6579D	Black / 5B8A Black / JA6A Gray / ZJDC Tan / 1U5A Tan / 3LCC Tan / 3T3A Tan / 3TCA
T7 / M7136A Charcoal Beige Metallic	Escape	Gray / YBTA Gray / CX Silver / 4QQ3	Black / M6388G Gray / YBTA	Silver / M6389A Gray / M7048G	Gray / M6579D Black / M6519D	Gray / 2N5A Gray / 2NBA Gray / 2NCA Silver / 3P2C Tan / 3T5A Tan / 3TCA Tan / BJAA Black / ZHEA Black / JA6A
	Expedition	Gray / T7 Gold / G3 Gray / YBTA Gray / HJ	Gold / G3 Silver / AQCC Black / M6388G Gray / M6546G Black / YZ9A	Silver / M6389A Silver / ZJJC Tan / AQ	Black / M6519D	Brown / 2T5A Tan / BJAA Tan / BJCA Black / JA6A
	Explorer	Gray / T7 Gold / G3 Gray / 6MTA	Gray / T7 Gold / G3 Black / M6388G Gray / 6MTA Silver / 2QQC	Silver / UARC Silver / M6389A	Black / M6519D Gray / M6579D	Tan / 1T3A Brown / 1T4A Gray / 2N5A Silver / 3LCC Tan / 4T0A Tan / 4T1A Black / 5B8A Brown / 6H5A Silver / UA2C Black / JA6A
	F-150 F-Series Truck	Gray / T7 Tan / AQ Black / YZ9A	Gray / T7 Tan / M7140G Black / YZ9A Black / M6388G	Tan / AQ Silver / M6389A Silver / ZJJC	Gray / M6579D Black / M6519D	Tan / 1U5A Gray / 2N5A Gray / 2NBA Gray / 2NCA Silver / 2PBC Tan / 3LAA Tan / 3T5C Tan / 3TCA Gray / 3Q4C Black / JA6A Silver / UA2C Black / ZHEA Tan / BJAA
	F-250/350/450/550 Super Duty F-Series Truck	Gray / T7 Tan / AQ Gray / YBWA Gray / M6546G	Gray / YBWA Black / YZ9A Black / M6388G	Silver / 5QTE Tan / AQ	Gray / M6579D	Tan / 1U5A Black / 5B8A Silver / 3LCC Tan / 3T3A Tan / 3TCA Black / JA6A Gray / ZJDC

(Cont'd.)



Ford Motor Company

2006 Color Compatibility Guide

Ford / Lincoln / Mercury

Exterior Body Color	Model Name	Accent	Accessory	Wheel	Underhood	Interior
		Bumper/Fascia/Cladding Lower Tu-Tone Molding/Rocker Molding Wheel Flares	Grille/Air Dam Running Board/Step Pad Stripe/Roof Rack Bed Liner/Miscellaneous			
T7 / M7136A Charcoal Beige Metallic (Cont'd.)	Fusion	Gray / T7	Black / M6388G	Silver / M6389A	Black / M6519D	Tan / 1T3A Brown / 1T5A Tan / 1TBA Tan / 4T1A Tan / 4T3A Black / 5B8A Tan / 6X0A Silver / 4QRC Black / JA6A Black ZHEA
	LS	Gray / T7 Black / YZ9A Black / M6388G	Black / UA Black / M6388G Gray / M7048G	Silver / M6389A	Gray / M6507D Gray / M6744D	Tan / 1T3A Brown / 1T5A Black / 2B5A Gray / 2P3C Gray / 3PDA Tan / 4T1A Black / JA6A
	Mariner	Gray / T7	Black / M6388G	Silver / M6389A	Gray / M6579D Black / M6519D	Gray / 2NBA Tan / 3TCA Tan / BJAA Silver / UA2C Black / ZHEA Black / JA6A
	Mariner - Hybrid Electric Vehicle	Gray / T7	Black / M6388G	Silver / M6389A	Gray / M6579D Black / M6519D	Gray / 2NBA Tan / 3TCA Tan / BJAA Silver / UA2C Black / ZHEA Black / JA6A
	Milan	Gray / T7	Black / M6388G	Silver / M6389A	Black / M6519D	Tan / 1T3A Brown / 1T5A Tan / 1TBA Tan / 4T1A Tan / 4T3A Black / 5B8A Tan / 6X0A Silver / 4QRC Black / JA6A Black ZHEA
	Mountaineer	Gray / T7 Black / M6388G	Gray / T7 Black / M6388G	Black / M1724A Silver / ZJQC	Gray / M6579D Black / M6519D	Tan / 1T3A Gray / 2N4A Gray / 2N5A Tan / 4T0A Tan / 4T1A Black / 5B8A Silver / UA2C Black / JA6A
	Navigator	Gray / T7 Black / M6388G	Black / M6388G Silver / M6673G Black / YZ9A	Silver / M6389A	Black / M6519D	Gray / 2P3C Tan / 4T1A Black / 5B8A Tan / BJAA Black / JA6A
	Town Car	Gray / T7 Black / YZ9A	Black / M6388G	Silver / M6389A	Gray / M6507D Gray / M6744D	Tan / 1T3A Tan / 4T0A Tan / 4T3A Black / 5B8A Gray / 6T7A Black / JA6A
	Zephyr	Gray / T7	Black / M6388G	Silver / M6389A	Black / M6519D	Tan / 1TBA Silver / 2P3C Tan / 4T3A Black / 5B8A Tan / 6X0A Black / ZHEA Black / JA6A

All colors represented within this Guide are colors printed in the 2006 Color Manual. The color may not be printed in the Color Manual under the same category as represented within this Guide. **Example:** A bumper color chip may be found in the Exterior color section. Refer to all color chips under Ford Motor Company.



Ford Motor Company

2006 Color Compatibility Guide

Ford / Lincoln / Mercury

Exterior Body Color	Model Name	Accent	Accessory	Wheel	Underhood	Interior
		Bumper/Fascia/Cladding Lower Tu-Tone Molding/Rocker Molding Wheel Flares	Grille/Air Dam Running Board/Step Pad Stripe/Roof Rack Bed Liner/Miscellaneous			
T8 / M7145A Tungsten Gray Metallic	Crown Victoria	Gray / T8 Black / YZ9A	Black / UA Black / JASC Black / M6388G	Silver / M6389A	Gray / M6579D	Tan / 1T3A Tan / 1TCA Black / 5B8A Gray / 6T7A Black / ZHEA Black / ZUEA Black / JA6A
	Ford GT		Black / UA			
	Fusion	Gray / T8	Black / M6388G	Silver / M6389A	Silver / M6534D	Tan / 1T3A Tan / 1TBA Black / 5B8A Silver / 4QRC Black / JA6A Black / ZHEA
	Grand Marquis	Gray / T8 Black / YZ9A	Gray / 5876 Black / M6388G	Silver / M6389A	Gray / M6579D	Tan / 1T3A Tan / 1TCA Black / 5B8A Gray / 6T7A Black / ZHEA Black / ZUEA
	Milan	Gray / T8	Black / M6388G	Silver / M6389A	Silver / M6534D	Tan / 1T3A Tan / 1TBA Black / 5B8A Silver / 4QRC Black / JA6A Black / ZHEA
	Mustang	Gray / T8 Black / M6388G	Black / M6388G	Silver / M6389A Gray / 3NSE	Brown / M6519D	Gray / 4N3A Tan / 4T1A Black / 5B8A Red / 5R7A Silver / UA2C Black / ZU8C Black / JA6A
	Taurus	Gray / T8 Black / YZ9A	Black / M6388G Gray / 4MT3	Silver / M6389A	Gray / M7158D Gray / M6579D	Gray / ZU4A Gray / ZU5A Gray / ZUBA Gray / ZUCA Black / ZUEA Black / JA6A
	Zephyr	Gray / T8	Black / M6388G	Silver / M6389A	Silver / M6534D	Tan / 1TBA Silver / 2P3C Black / 5B8A Black / ZHEA Black / JA6A
TK / M7020A Mineral Gray Metallic	Explorer	Gray / TK Gold / G3 Gray / 6MTA	Black / M6388G Gold / G3 Gray / 6MTA Silver / 2QQC	Silver / UARC Silver / M6389A	Green / M6901D White / M6514D Black / M6519D	Tan / 1T3A Brown / 1T4A Gray / 2N5A Silver / 3LCC Tan / 4T0A Tan / 4T1A Black / 5B8A Brown / 6H5A Silver / UA2C Black / JA6A
	Mountaineer	Gray / TK Black / M6388G	Gray / TK Black / M6388G	Black / M1724A Silver / ZJQC	Green / M6901D White / M6514D Black / M6519D	Tan / 1T3A Gray / 2N4A Gray / 2N5A Tan / 4T0A Tan / 4T1A Black / 5B8A Black / JA6A Silver / UA2C
TL / M7049A Satin Silver Metallic	Mustang	Silver / TL Black / M6388G	Black / M6388G	Silver / M6389A Gray / 3NSE	White / M6514D	Gray / 4N3A Tan / 4T1A Black / 5B8A Red / 5R7A Silver / UA2C Black / ZU8C Black / JA6A

All colors represented within this Guide are colors printed in the 2006 Color Manual. The color may not be printed in the Color Manual under the same category as represented within this Guide. **Example:** A bumper color chip may be found in the Exterior color section. Refer to all color chips under Ford Motor Company.



Exterior Body Color	Model Name	Accent	Accessory	Wheel	Underhood	Interior
		Bumper/Fascia/Cladding Lower Tu-Tone Molding/Rocker Molding Wheel Flares	Grille/Air Dam Running Board/Step Pad Stripe/Roof Rack Bed Liner/Miscellaneous			
TS / M6720A Silver Frost Metallic	Focus	Silver / TS Black / M6388G	Silver / TS Black / M6388G Silver / 4QQ3	Black / M6388G Silver / M6389A	Silver / M6534D	Gray / 2N3A Gray / 2N4A Gray / 2NBA Black / 5B8A Black / YYWA Gray / ZRDC Black / JA6A
	Fusion	Silver / TS	Black / M6388G	Silver / M6389A	Silver / M6534D	Tan / 1T3A Tan / 1TBA Black / 5B8A Silver / 4QRC Black / JA6A Black ZHEA
	Milan	Silver / TS	Black / M6388G	Silver / M6389A	Silver / M6534D	Tan / 1T3A Tan / 1TBA Black / 5B8A Silver / 4QRC Black / JA6A Black ZHEA
	Taurus	Silver / TS Black / YZ9A	Black / M6388G Gray / 4MT3	Silver / M6389A	Silver / M6534D	Gray / ZU4A Gray ZU5A Gray / ZUBA Gray / ZUCA Black / ZUEA Black / JA6A
	Zephyr	Silver / TS	Black / M6388G	Silver / M6389A	Silver / M6534D	Tan / 1TBA Silver / 2P3C Black / 5B8A Black / ZHEA Black / JA6A
UA / M6373A Ebony	Crown Victoria	Black / UA Black / YZ9A	Black / UA Black / M6388G Black / JASC	Silver / M6389A	Brown / M6518D	Tan / 1T3A Tan / 1TCA Tan / 4T0A Tan / 4T1A Tan / 4T3A Black / 5B8A Gray / 6T7A Black / ZHEA Black / JA6A Black / ZUEA
	Econoline	Black / M6388G Gray / M6546G Gray / YBWA White / YZ Silver / YN Gray / CX	Black / M6388G Gray / M6546G Gray / YBWA	Silver / M6389A Gray / XPPA White / ZMGA	Black / M6519D	Gray / 2N4A Gray / 2NBA Gray / 2NCA Brown / 3T4A Tan / 3TCA Tan / BJAA Black / JA6A Black / ZUEA
	Escape	Black / UA Gray / CX Gray / YBTA Silver / 4QQ3	Black / M6388G Gray / YBTA	Gray / M7048G Silver / M6389A	Black / M6519D Brown / M6518D	Gray / 2N5A Gray / 2NBA Gray / 2NCA Silver / 3P2C Brown / 3T5A Tan / 3TCA Tan / BJAA Black / ZHEA Black / JA6A
	Escape - Hybrid Electric Vehicle	Black / UA Silver / YN Gray / YBTA	Black / M6388G	Silver / M6389A Gray / M7048G	Black / M6519D Brown / M6518D	Gray / 2N5A Gray / 2NBA Gray / 2NCA Silver / 3P2C Brown / 3T5A Tan / 3TCA Tan / BJAA Black / ZHEA Black / JA6A
	(Cont'd.)					

All colors represented within this Guide are colors printed in the 2006 Color Manual. The color may not be printed in the Color Manual under the same category as represented within this Guide. **Example:** A bumper color chip may be found in the Exterior color section. Refer to all color chips under Ford Motor Company.



Exterior Body Color	Model Name	Accent	Accessory	Wheel	Underhood	Interior
		Bumper/Fascia/Cladding Lower Tu-Tone Molding/Rocker Molding Wheel Flares	Grille/Air Dam Running Board/Step Pad Stripe/Roof Rack Bed Liner/Miscellaneous			
UA / M6373A Ebony (Cont'd.)	Expedition	Black / UA Gray / CX Gold / G3 Gray / HJ Gray / YBTA	Gray / CX Gold / G3 Black / UA Silver / AQCC Black / YZ9A Black / M6388G Gray / M6546G Silver / M6673G	Silver / M6389A Gray / M6674A Silver / ZJJC Tan / AQ	Black / M6519D	Gray / 2N5A Gray / 2NCA Brown / 2T5A Gray / 4N1A Tan / BJAA Tan / BJCA Black / JA6A
	Explorer	Black / UA Gold / G3 Gray / 6MTA	Black / UA Gold / G3 Black / M6388G Gray / 6MTA Silver / 2QQC	Silver / UARC Silver / M6389A	Gray / M6579D Black / M6519D	Tan / 1T3A Brown / 1T4A Gray / 2N5A Silver / 3LCC Tan / 4T0A Tan / 4T1A Black / 5B8A Brown / 6H5A Silver / UA2C Black / JA6A
	F-150 F-Series Truck	Black / UA Tan / AQ Gray / CX Silver / YN Black / M6388G Gray / M7090G Black / YZ9A Gray / SPWA	Black / UA Gray / M7090G Tan / M7140G Black / M6388G Black / YZ9A	Tan / AQ Silver / ZJJC Gray / 4MYE Silver / M6389A	Black / M6519D Gray / M6579D	Tan / 1U5A Gray / 2N5A Gray / 2NBA Gray / 2NCA Silver / 2PBC Tan / 3LAA Brown / 3T5A Tan / 3TCA Tan / BJAA Black / ZHEA Black / JA6A Gray / 3Q4C Silver / UA2C
	F-250/350/450/550 Super Duty F-Series Truck	Black / UA Gray / YBWA Gray / M6546G Tan / AQ Silver / YN	Black / UA Tan / BFQA Gray / YBWA Black / YZ9A Black / M6388G	Silver / 5QTE Gray / XPPA	Gray / M6579D	Tan / 1U5A Gray / 2NBA Gray / 2NCA Silver / 3LCC Tan / 3T3A Tan / 3TCA Black / 5B8A Black / ZHEA Gray / ZJDC Black / JA6A
	Five Hundred	Black / UA Black / M6388G	Black / UA Black / M6388G Silver / M6673G Black / 5A5A	Silver / M6389A	Black / M6519D Gray / M6579D	Tan / 3T3A Tan / 3TCA Gray / 4N1A Gray / 4N3A Gray / 4N5A Silver / 4QRC Black / 5B8A Tan / BJAA Black / JA6A Black / ZHEA Tan / 3LAA
	Focus	Black / UA Black / M6388G	Black / UA Black / M6388G Silver / 4QQ3	Black / M6388G Silver / M6389A	Black / M6519D	Gray / 2N3A Gray / 2N4A Gray / 2NBA Tan / 3T3A Brown / 3T4A Black / 5B8A Tan / BJAA Black / YYWA Gray / ZRDC Black / JA6A
	Ford GT		Silver / TL			
	(Cont'd.)					

All colors represented within this Guide are colors printed in the 2006 Color Manual. The color may not be printed in the Color Manual under the same category as represented within this Guide. **Example:** A bumper color chip may be found in the Exterior color section. Refer to all color chips under Ford Motor Company.



Exterior Body Color	Model Name	Accent	Accessory	Wheel	Underhood	Interior
		Bumper/Fascia/Cladding Lower Tu-Tone Molding/Rocker Molding Wheel Flares	Grille/Air Dam Running Board/Step Pad Stripe/Roof Rack Bed Liner/Miscellaneous			
UA / M6373A Ebony (Cont'd.)	Freestar	Black / UA Tan / 5PQA Gray / TF	Black / UA Black / M6388G Tan / 5PQA	Silver / M6389A	Black / M6530D	Gray / 2N3A Gray / 2N4A Gray / 2NCA Silver / 2P3C Tan / 3T3A Brown / 3T4A Tan / 3TCA Silver / 4M3C Gray / 4N1A Tan / BJAA Black / JA6A
	Freestyle	Black / UA Black / M6388G	Black / UA Black / M6388G Silver / YFKC Black / 5A5A	Silver / M6389A	Black / M6519D Gray / M6579D	Tan / 3T3A Tan / 3TCA Silver / 4QRC Gray / 4N1A Gray / 4N3A Gray / 4N5A Black / 5B8A Tan / BJAA Black / JA6A Black / ZHEA
	Fusion	Black / UA	Black / M6388G	Silver / M6389A	Black / M6519D	Tan / 1T3A Brown / 1T5A Tan / 1TBA Tan / 4T1A Tan / 4T3A Black / 5B8A Tan / 6X0A Silver / 4QRC Black / JA6A Black ZHEA
	Grand Marquis	Black / UA Black / YZ9A	Gray / T8 Gray / M5876 Black / M6388G Black / JASC	Silver / M6389A	Brown / M6518D	Tan / 1T3A Tan / 1TCA Tan / 4T0A Tan / 4T1A Tan / 4T3A Black / 5B8A Gray / 6T7A Black / JA6A Black / ZHEA Black / ZUEA
	LS	Black / UA Black / YZ9A Black / M6388G	Black / UA Black / M6388G Gray / M7048G	Silver / M6389A	Black / M6519D Black / M6744D	Tan / 1T3A Brown / 1T5A Black / 2B5A Gray / 2P3C Gray / 3PDA Gray / 4N1A Gray / 4N5A Tan / 4T1A Black / JA6A
	Mariner	Black / UA	Black / M6388G	Silver / M6389A	Black / M6519D Brown / M6518D	Gray / 2NBA Tan / 3TCA Tan / BJAA Silver / UA2C Black / ZHEA Black / JA6A
	Mariner - Hybrid Electric Vehicle	Black / UA	Black / M6388G	Silver / M6389A	Black / M6519D Brown / M6518D	Gray / 2NBA Tan / 3TCA Tan / BJAA Silver / UA2C Black / ZHEA Black / JA6A
	Milan	Black / UA	Black / M6388G	Silver / M6389A	Black / M6519D	Tan / 1T3A Brown / 1T5A Tan / 1TBA Tan / 4T1A Tan / 4T3A Black / 5B8A Tan / 6X0A Silver / 4QRC Black / JA6A Black ZHEA
	(Cont'd.)					

All colors represented within this Guide are colors printed in the 2006 Color Manual. The color may not be printed in the Color Manual under the same category as represented within this Guide. **Example:** A bumper color chip may be found in the Exterior color section. Refer to all color chips under Ford Motor Company.



Exterior Body Color	Model Name	Accent	Accessory	Wheel	Underhood	Interior
		Bumper/Fascia/Cladding Lower Tu-Tone Molding/Rocker Molding Wheel Flares	Grille/Air Dam Running Board/Step Pad Stripe/Roof Rack Bed Liner/Miscellaneous			
UA / M6373A Ebony (Cont'd.)	Montego	Black / UA Black / M6388G	Black / UA Black / M6388G Black / 5A5A	Silver / M6389A	Black / M6519D Gray / M6579D	Tan / 3T3A Brown / 3TDA Gray / 4N1A Gray / 4N3A Gray / 4N5A Black / 5B8A Tan / BJAA Black / JA6A Black / ZHEA
	Monterey	Black / UA Black / M6388G	Black / UA Silver / YN Silver / 2QQC Black / M6388G	Silver / M6389A	Black / M6530D	Gray / 2N3A Gray / 2N4A Tan / 3T3A Brown / 3T4A Tan / 3TCA Green / 4MBC Gray / 4N1A Black / 5B8A Tan / BJAA Black / JA6A
	Mountaineer	Black / UA Black / M6388G	Black / UA Black / M6388G	Black / M1724A Silver / ZJQC	Gray / M6579D Black / M6519D	Tan / 1T3A Gray / 2N4A Gray / 2N5A Tan / 4T0A Tan / 4T1A Black / 5B8A Silver / UA2C Black / JA6A
	Mustang	Black / UA Black / M6388G	Black / M6388G	Silver / M6389A Gray / 3NSE	Black / M6519D	Gray / 4N3A Tan / 4T1A Black / 5B8A Red / 5R7A Silver / UA2C Black / ZU8C Black / JA6A
	Navigator	Black / UA Black / M6388G	Black / UA Black / M6388G Silver / M6673G Black / YZ9A	Silver / M6389A	Black / M6519D	Gray / 2N5A Gray / 2P3C Gray / 4N1A Gray / 4N7A Tan / 4T1A Black / 5B8A Tan / BJAA Black / JA6A
	Ranger	Black / UA Gray / CX Black / M6388G Gray / 6NVA Gray / SPWA	Black / UA Black / YZ9A Black / M6388G	Silver / M6389A Gray / M7048G Gray / CX Silver / UARC Silver / ZJJC Silver / ZJQC	Gray / M6579D Black / M6519D	Gray / 2N4A Tan / 3TCA Black / ZHEA Black / JA6A
	Taurus	Black / UA Black / YZ9A	Black / M6388G Gray / 4MT3	Silver / M6389A	Black / M6519D Gray / M6579D	Brown / BJ4A Tan / BJAA Tan / BJCA Gray / ZU4A Gray / ZU5A Gray / ZUBA Gray / ZUCA Black / ZUEA Black / JA6A
	Town Car	Black / UA Black / YZ9A	Black / M6388G	Silver / M6389A	Black / M6519D Black / M6744D	Tan / 1T3A Gray / 4N1A Gray / 4N5A Tan / 4T0A Tan / 4T3A Black / 5B8A Gray / 6T7A Black / JA6A
	Zephyr	Black / UA	Black / M6388G	Silver / M6389A	Black / M6519D	Tan / 1TBA Gray / 2P3C Tan / 4T3A Black / 5B8A Tan / 6X0A Black / JA6A

All colors represented within this Guide are colors printed in the 2006 Color Manual. The color may not be printed in the Color Manual under the same category as represented within this Guide. **Example:** A bumper color chip may be found in the Exterior color section. Refer to all color chips under Ford Motor Company.



Ford Motor Company

2006 Color Compatibility Guide

Ford / Lincoln / Mercury

Exterior Body Color	Model Name	Accent	Accessory	Wheel	Underhood	Interior
		Bumper/Fascia/Cladding Lower Tu-Tone Molding/Rocker Molding Wheel Flares	Grille/Air Dam Running Board/Step Pad Stripe/Roof Rack Bed Liner/Miscellaneous			
UD / M6877A Ebony	F-150 F-Series Truck	Black / UD Tan / AQ Gray / CX Silver / YN Black / M6388G Gray / M7090G Black / YZ9A Gray / SPWA	Black / UD Black / YZ9A Black / M6388G Gray / M7090G Tan / M7140G	Tan / AQ Silver / ZJJC Gray / 4MYE Silver / M6389A	Black / M6519D Gray / M6579D	Black / ZHEA Tan / 1U5A Gray / 2N5A Gray / 2NBA Gray / 2NCA Silver / 2PBC Tan / 3LAA Brown / 3T5A Tan / 3TCA Tan / BJAA Black / ZHEA Black / JA6A Gray / 3Q4C Silver / UA2C
	F-250/350/450/550 Super Duty F-Series Truck	Black / UD Tan / AQ Silver / YN Gray / YBWA Gray / M6546G	Black / UD Gray / YBWA Black / YZ9A Black / M6388G Tan / BFQA	Silver / 5QTE Gray / XPPA	Gray / M6579D	Tan / 1U5A Gray / 2NBA Gray / 2NCA Brown / 2T5A Silver / 3LCC Tan / 3T3A Tan / 3TCA Black / 5B8A Silver / UA2C Black / ZHEA Gray / ZJDC Black / JA6A
	Mark LT	Black / UD	Black / UD Black / M6388G Black / YZ9A Silver / 4Q03		Gray / M6579D Black / M6519D	Gray / 2NBA Silver / 2PBC Gray / 3Q4C Tan / 3TCA Tan / BJAA Silver / UA2C Black / JA6A Black / ZHEA
WT / M6640A Performance White	Crown Victoria	White / WT Black / YZ9A	Black / UA Black / M6388G Black / JASC	Silver / M6389A	White / M6842D	Tan / 1T3A Tan / 1TCA Tan / 4T0A Tan / 4T1A Tan / 4T3A Black / 5B8A Gray / 6T7A Black / ZHEA Black / ZUEA Black / JA6A
	Ford GT		Blue / SN			
	Freestar	White / WT Tan / 5PQA Gold / B2 Gray / TF Black / M6388G	White / WT Black / M6388G Black / UA Tan / 5PQA	Silver / M6389A	White / M6842D	Gray / 2N3A Gray / 2N4A Gray / 2NCA Silver / 2P3C Tan / 3T3A Brown / 3T4A Tan / 3TCA Silver / 4M3C Gray / 4N1A Tan / BJAA Black / JA6A
	Grand Marquis	White / WT Black / YZ9A	Gray / M5876 Black / M6388G	Silver / M6389A	White / M6842D	Tan / 1T3A Tan / 1TCA Tan / 4T0A Tan / 4T1A Tan / 4T3A Black / 5B8A Gray / 6T7A Black / ZHEA Black / ZUEA Black / JA6A
(Cont'd.)						

All colors represented within this Guide are colors printed in the 2006 Color Manual. The color may not be printed in the Color Manual under the same category as represented within this Guide. **Example:** A bumper color chip may be found in the Exterior color section. Refer to all color chips under Ford Motor Company.



Exterior Body Color	Model Name	Accent	Accessory	Wheel	Underhood	Interior
		Bumper/Fascia/Cladding Lower Tu-Tone Molding/Rocker Molding Wheel Flares	Grille/Air Dam Running Board/Step Pad Stripe/Roof Rack Bed Liner/Miscellaneous			
WT / M6640A Performance White (Cont'd.)	Monterey	White / WT Black / M6388G	Silver / 2QQC Silver / YN Black / UA Black / M6388G	Silver / M6389A	White / M6842D	Gray / 2N3A Gray / 2N4A Tan / 3T3A Brown / 3T4A Tan / 3TCA Green / 4MBC Gray / 4N1A Black / 5B8A Tan / BJAA Black / JA6A
	Taurus	White / WT Black / YZ9A	Black / M6388G Gray / 4MT3	Silver / M6389A	White / M6842D	Brown / BJ4A Tan / BJAA Tan / BJCA Gray / ZU4A Gray ZU5A Gray / ZUBA Gray / ZUCA Black / ZUEA Black / JA6A
	Town Car	White / WT Black / YZ9A	Black / M6388G	Silver / M6389A	White / M6842D	Tan / 1T3A Gray / 4N1A Gray / 4N5A Tan / 4T0A Tan / 4T3A Black / 5B8A Gray / 6T7A Black / JA6A
YN / M6505A Silver Metallic	Econoline	Black / M6388G Gray / M6546G Gray / YBWA White / YZ	Black / M6388G Gray / M6546G Gray / YBWA	Silver / M6389A Gray / XPPA White / ZMGA	Silver / M6534D	Gray / 2N4A Gray / 2NBA Gray / 2NCA Black / JA6A Black / ZUEA
	Escape	Silver / YN Gray / CX Gray / YBTA Silver / 4QQ3	Black / M6388G Gray / YBTA	Silver / M6389A Gray / M7048G	Silver / M6534D Brown / M6518D	Gray / 2N5A Gray / 2NBA Gray / 2NCA Silver / 3P2C Brown / 3T5A Tan / 3TCA Tan / BJAA Black / ZHEA Black / JA6A
	Escape - Hybrid Electric Vehicle	Gray / YBTA Silver / YN	Black / M6388G	Silver / M6389A Gray / M7048G	Silver / M6534D Brown / M6518D	Gray / 2N5A Gray / 2NBA Gray / 2NCA Silver / 3P2C Brown / 3T5A Tan / 3TCA Tan / BJAA Black / ZHEA Black / JA6A
	F-150 F-Series Truck	Silver / YN Gray / CX Black / M6388G Gray / M7090G Black / YZ9A Gray / SPWA	Silver / YN Black / M6388G Gray / M7090G Black / YZ9A	Gray / 4MYE Silver / ZJJC Silver / M6389A	Silver / M6534D Gray / M6579D	Gray / 2N5A Gray / 2NBA Gray / 2NCA Silver / 2PBC Tan / 3LAA Gray / 3Q4C Silver / UA2C Black / ZHEA Black / JA6A
	F-250/350/450/550 Super Duty F-Series Truck	Silver / YN Gray / YBWA Gray / M6546G	Gray / YBWA Black / YZ9A Black / M6388G	Silver / 5QTE Gray / XPPA	Silver / M6534D	Gray / 2NBA Gray / 2NCA Silver / 3LCC Black / 5B8A Black / ZHEA Black / JA6A Gray / ZJDC
	(Cont'd.)					



Ford Motor Company

2006 Color Compatibility Guide

Ford / Lincoln / Mercury

Exterior Body Color	Model Name	Accent	Accessory	Wheel	Underhood	Interior
		Bumper/Fascia/Cladding Lower Tu-Tone Molding/Rocker Molding Wheel Flares	Grille/Air Dam Running Board/Step Pad Stripe/Roof Rack Bed Liner/Miscellaneous			
YN / M6505A Silver Metallic (Cont'd.)	Mariner	Silver / YN	Black / M6388G	Silver / M6389A	Silver / M6534D Brown / M6518D	Gray / 2NBA Tan / 3TCA Tan / BJAA Silver / UA2C Black / ZHEA Black / JA6A
	Mariner - Hybrid Electric Vehicle	Silver / YN	Black / M6388G	Silver / M6389A	Silver / M6534D Brown / M6518D	Gray / 2NBA Tan / 3TCA Tan / BJAA Silver / UA2C Black / ZHEA Black / JA6A
	Ranger	Silver / YN Gray / CX Gray / 6NVA Gray / SPWA Black / M6388G	Silver / YN Black / YZ9A Black / M6388G	Silver / M6389A Gray / M7048G Gray / CX Silver / UARC Silver / ZJQC Silver / ZJJC	Silver / M6534D White / M6514D	Gray / 2N4A Tan / 3TCA Black / ZHEA Black / JA6A
YZ / M6466A Oxford White (Cont'd.)	Econoline	Black / M6388G Gray / M6546G Gray / YBWA White / YZ Gray / CX Silver / YN	Black / M6388G Gray / M6546G Gray / YBWA	Silver / M6389A Gray / XPPA White / ZMGA	White / M6514D	Gray / 2N4A Gray / 2NBA Gray / 2NCA Brown / 3T4A Tan / 3TCA Tan / BJAA Black / JA6A Black / ZUEA
	Escape	Gray / CX Gray / YBTA Silver / 4QQ3	Black / M6388G Gray / YBTA	Gray / M7048G Silver / M6389A	White / M6514D Brown / M6518D	Gray / 2N5A Gray / 2NBA Gray / 2NCA Silver / 3P2C Tan / 3T5C Tan / 3TCA Tan / BJAA Black / ZHEA Black / JA6A
	Escape - Hybrid Electric Vehicle	Gray / YBTA Silver / YN White / YZ	Black / M6388G	Silver / M6389A Gray / M7048G	White / M6514D Brown / M6518D	Gray / 2N5A Gray / 2NBA Gray / 2NCA Silver / 3P2C Tan / 3T5C Tan / 3TCA Tan / BJAA Black / ZHEA Black / JA6A
	Expedition	White / YZ Gray / CX Gold / G3 Gray / YBTA Gray / HJ	Gray / CX Gold / G3 Black / M6388G Gray / M6546G Silver / M6673G Silver / AQCC Black / YZ9A	Silver / M6389A Gray / M6674A Silver / ZJJC Tan / AQ	White / M6514D	Gray / 2N5A Gray / 2NCA Brown / 2T5A Gray / 4N1A Tan / BJAA Tan / BJCA Black / JA6A
	Explorer	White / YZ Gold / G3 Gray / 6MTA	Gray / 6MTA Silver / 2QQC Black / M6388G	Silver / UARC Silver / M6389A	White / M6514D	Tan / 1T3A Brown / 1T4A Gray / 2N5A Silver / 3LCC Tan / 4T0A Tan / 4T1A Black / 5B8A Brown / 6H5A Silver / UA2C Black / JA6A

All colors represented within this Guide are colors printed in the 2006 Color Manual. The color may not be printed in the Color Manual under the same category as represented within this Guide. **Example:** A bumper color chip may be found in the Exterior color section. Refer to all color chips under Ford Motor Company.



Ford Motor Company

2006 Color Compatibility Guide

Ford / Lincoln / Mercury

Exterior Body Color	Model Name	Accent	Accessory	Wheel	Underhood	Interior
		Bumper/Fascia/Cladding Lower Tu-Tone Molding/Rocker Molding Wheel Flares	Grille/Air Dam Running Board/Step Pad Stripe/Roof Rack Bed Liner/Miscellaneous			
YZ / M6466A Oxford White (Cont'd.)	F-150 F-Series Truck	White / YZ Tan / AQ Gray / CX Black / M6388G Gray / M7090G Black / YZ9A Gray / SPWA	White / YZ Black / YZ9A Black / M6388G Gray / M7090G Tan / M7140G	Tan / AQ Silver / ZJJC Gray / 4MYE Silver / M6389A	White / M6514D	Tan / 1U5A Gray / 2N5A Gray / 2NBA Gray / 2NCA Silver / 2PBC Tan / 3LAA Brown / 3T5A Tan / 3TCA Gray / 3Q4C Tan / BJAA Silver / UA2C Black / ZHEA Black / JA6A
	F-250/350/450/550 Super Duty F-Series Truck	White / YZ Gray / YBWA Gray / M6546G Tan / AQ Silver / YN	Gray / YBWA Black / YZ9A Black / M6388G White / YZ Tan / BFQA	Silver / 5QTE Gray / XPPA	White / M6514D	Tan / 1U5A Gray / 2NBA Gray / 2NCA Silver / 3LCC Tan / 3T3A Tan / 3TCA Black / 5B8A Black / ZHEA Gray / ZJDC Black / JA6A
	Five Hundred	White / YZ Black / M6388G	White / YZ Black / UA Black / M6388G Silver / M6673G Black / 5A5A	Silver / M6389A	White / M6514D	Tan / 3T3A Tan / 3TCA Gray / 4N1A Gray / 4N3A Gray / 4N5A Silver / 4QRC Black / 5B8A Tan / BJAA Black / JA6A Black / ZHEA Tan / 3LAA
	Focus	White / YZ Black / M6388G	Black / M6388G Black / UA	Black / M6388G Silver / M6389A	White / M6514D	Gray / 2N3A Gray / 2N4A Gray / 2NBA Tan / 3T3A Brown / 3T4A Black / 5B8A Tan / BJAA Black / YYWA Gray / ZRDC Black / JA6A
	Freestyle	White / YZ Black / M6388G	Black / UA Black / M6388G Black / 5A5A Silver / YFKC	Silver / M6389A	White / M6514D	Tan / 3T3A Tan / 3TCA Gray / 4N1A Gray / 4N3A Gray / 4N5A Silver / 4QRC Tan / BJAA Black / JA6A Black / ZHEA
	Fusion	White / YZ	Black / M6388G	Silver / M6389A	Silver / M6534D	Tan / 1T3A Brown / 1T5A Tan / 1TBA Tan / 4T1A Tan / 4T3A Black / 5B8A Tan / 6X0A Silver / 4QRC Black / JA6A Black ZHEA
	Mariner	White / YZ	Black / M6388G	Silver / M6389A	White / M6514D Brown / M6518D	Gray / 2NBA Tan / 3TCA Tan / BJAA Silver / UA2C Black / ZHEA Black / JA6A
	(Cont'd.)					

All colors represented within this Guide are colors printed in the 2006 Color Manual. The color may not be printed in the Color Manual under the same category as represented within this Guide. **Example:** A bumper color chip may be found in the Exterior color section. Refer to all color chips under Ford Motor Company.



Ford Motor Company

2006 Color Compatibility Guide

Ford / Lincoln / Mercury

Exterior Body Color	Model Name	Accent	Accessory	Wheel	Underhood	Interior
		Bumper/Fascia/Cladding Lower Tu-Tone Molding/Rocker Molding Wheel Flares	Grille/Air Dam Running Board/Step Pad Stripe/Roof Rack Bed Liner/Miscellaneous			
YZ / M6466A Oxford White (Cont'd.)	Milan	White / YZ	Black / M6388G	Silver / M6389A	Silver / M6534D	Tan / 1T3A Brown / 1T5A Tan / 1TBA Tan / 4T1A Tan / 4T3A Black / 5B8A Tan / 6X0A Silver / 4QRC Black / JA6A Black ZHEA
	Montego	White / YZ Black / M6388G	Black / UA Black / M6388G White / YZ Black / 5A5A	Silver / M6389A	White / M6514D	Tan / 3T3A Brown / 3TDA Gray / 4N1A Gray / 4N3A Gray / 4N5A Black / 5B8A Black / ZHEA Tan / BJAA Black / JA6A
	Mountaineer	White / YZ Black / M6388G	White / YZ Black / M6388G	Black / M1724A Silver / ZJQC	White / M6514D	Tan / 1T3A Gray / 2N4A Gray / 2N5A Tan / 4T0A Tan / 4T1A Black / 5B8A Silver / UA2C Black / JA6A
	Navigator	White / YZ Black / M6388G	Black / M6388G Silver / M6673G Black / YZ9A	Silver / M6389A	White / M6514D	Gray / 2N5A Gray / 2P3C Gray / 4N1A Gray / 4N7A Tan / 4T1A Black / 5B8A Tan / BJAA Black / JA6A
	Ranger	White / YZ Black / M6388G Gray / CX Gray / 6NVA Gray / SPWA	White / YZ Black / YZ9A Black / M6388G	Silver / M6389A Gray / M7048G Silver / ZJQC Silver / ZJJC Silver / UARC Gray / CX	White / M6514D	Gray / 2N4A Tan / 3TCA Black / ZHEA Black / JA6A
	Zephyr	White / YZ	Black / M6388G	Silver / M6389A	Silver / M6534D	Tan / 1TBA Silver / 2P3C Tan / 4T3A Black / 5B8A Tan / 6X0A Black / ZHEA Black / JA6A
Z1 / M6887A Oxford White	F-150 F-Series Truck	White / Z1 Tan / AQ Gray / CX Black / M6388G Gray / M7090G Black / YZ9A Gray / SPWA	White / Z1 Black / YZ9A Black / M6388G Gray / M7090G Tan / M7140G	Tan / AQ Silver / ZJJC Gray / 4MYE Silver / M6389A	White / M7047D	Tan / 1U5A Gray / 2N5A Gray / 2NBA Gray / 2NCA Silver / 2PBC Tan / 3LAA Brown / 3T5A Tan / 3TCA Gray / 3Q4C Tan / BJAA Silver / UA2C Black / ZHEA Black / JA6A
	F-250/350/450/550 Super Duty F-Series Truck	Tan / AQ Silver / YN White / Z1 Gray / YBWA Gray / M6546G	White / Z1 Tan / BFQA Gray / YBWA Black / YZ9A Black / M6388G	Silver / 5QTE Gray / XPPA	White / M6514D	Tan / 1U5A Gray / 2NBA Gray / 2NCA Silver / 3LCC Tan / 3T3A Tan / 3TCA Black / 5B8A Black / ZHEA Gray / ZJDC Black / JA6A
(Cont'd.)						

All colors represented within this Guide are colors printed in the 2006 Color Manual. The color may not be printed in the Color Manual under the same category as represented within this Guide. **Example:** A bumper color chip may be found in the Exterior color section. Refer to all color chips under Ford Motor Company.



Exterior Body Color	Model Name	Accent	Accessory	Wheel	Underhood	Interior
		Bumper/Fascia/Cladding Lower Tu-Tone Molding/Rocker Molding Wheel Flares	Grille/Air Dam Running Board/Step Pad Stripe/Roof Rack Bed Liner/Miscellaneous			
Z1 / M6887A Oxford White (Cont'd.)	Mark LT	White / Z1	White / Z1 Black / M6388G Black / YZ9A Silver / 4QQ3		White / M7047D	Gray / 2NBA Silver / 2PBC Gray / 3Q4C Tan / 3TCA Tan / BJAA Silver / UA2C Black / JA6A Black / ZHEA
Z3 / M6895A Silver Metallic	F-150 F-Series Truck	Silver / Z3 Gray / CX Black / M6388G Gray / M7090G Black / YZ9A Gray / SPWA	Silver / Z3 Black / M6388G Gray / M7090G Black / YZ9A	Silver / ZJJC Gray / 4MYE Silver / M6389A	Silver / M6534D White / M7047D	Gray / 2N5A Gray / 2NBA Gray / 2NCA Silver / 2PBC Silver / 3LAA Gray / 3Q4C Silver / UA2C Black / ZHEA Black / JA6A
	F-250/350/450/550 Super Duty F-Series Truck	Silver / Z3 Gray / YBWA Gray / M6546G	Gray / YBWA Black / YZ9A Black / M6388G	Silver / 5QTE Gray / XPPA	White / M6514D	Gray / 2NBA Gray / 2NCA Silver / 3LCC Black / 5B8A Black / ZHEA Gray / ZJDC Black / JA6A
	Mark LT	Silver / Z3	Silver / Z3 Black / M6388G Black / YZ9A Silver / 4QQ3		Silver / M6534D White / M7047D	Gray / 2NBA Silver / 2PBC Gray / 3Q4C Tan / 3TCA Tan / BJAA Silver / UA2C Black / JA6A Black / ZHEA

All colors represented within this Guide are colors printed in the 2006 Color Manual. The color may not be printed in the Color Manual under the same category as represented within this Guide. **Example:** A bumper color chip may be found in the Exterior color section. Refer to all color chips under Ford Motor Company.



GM Exterior Colors in sequence by Secondary Code

Buick / Chevrolet / Pontiac / Cadillac / GMC / Saturn / Hummer



Color Code	Primary Code	Color Name
CAR•TRUCK•VAN		
03U	WA321M	Aqua Green Met B/C
04U	WA402N	Urban Gray Met B/C
05U	WA404N	Misty Blue Met B/C
06	WA983L	Mary Kay Pearl III 3 Stage
06U	WA403N	Flame Red Met B/C
10	WA9567	Arctic White B/C
11	WA382E	Pewter Met B/C
11U	WA143L	Galaxy White
12	WA276M	Cyclone Gray Met B/C
12	WA519F	Galaxy Silver Met B/C
13	WA470G	Quicksilver Met B/C
13	WA9566	Sebring Silver Met B/C
14	WA303M	Platinum Silver Met B/C
14	WA308N	Cosmic Quartz Met B/C
15	WA929L	Cashmere Met B/C
15U	WA231M	Cashmere Met B/C
16	WA152D	White B/C
16	WA213M	Graystone Met B/C
18	WA220M	Desert Sand Met B/C
18U	WA232L	Rich Gold Met B/C
18U	WA687H	Platinum Silver Met B/C
19	WA933L	Luxo Blue Met B/C
19U	WA546G	Black Mica B/C
19U	WA990A	Jet Black B/C
20	WA208M	Blue Frost Met B/C
21	WA218M	Laser Blue Met B/C
21U	WA227M	Laser Blue Met B/C
22	WA703J	Superior Blue Met B/C
23	WA349D	Med Blue B/C
23	WA984L	Green Jewel Frost Met B/C
24	WA938J	Impulse Met B/C
25	WA722J	Dark Ming Blue Met B/C
26	WA214M	Bermuda Blue Met B/C
26V	WA151L	Imperial Blue Mica B/C
27	WA946L	Cobalt Red B/C
27U	WA946L	Cobalt Red B/C
30U	WA153L	Midnight Blue Mica B/C
31	WA209M	Grenade Green Met B/C
31U	WA154L	Denim Blue Met B/C
32	WA306N	Savannah Green Met B/C
32U	WA155L	Pastel Blue Met B/C
33	WA5322	Light Driftwood Met B/C
33U	WA156L	Sports Blue Met B/C
34	WA937L	Red Blue Met B/C
34	WA9414	Yellow B/C
34U	WA157L	Modern Green Met B/C
35U	WA158L	Mint Green Met B/C
36	WA365N	Marlin Green Met B/C
36241	B30	Charcoal Met
38	WA215M	Emerald Jewel Met B/C
39	WA9792	Indigo Blue Met B/C
40	WA8554	White B/C
40U	WA9737	White
40V	WA222L	Frost Green Met B/C
41	WA8555	Black B/C
42	WA911L	Dark Tarnished Silver Met B/C
4266	Y27	Competition Yellow B/C
42U	WA232M	Tarnished Silver Met B/C
43	WA5456	Yellow B/C
44U	WA721H	Med Red Mica B/C

Color Code	Primary Code	Color Name
CAR•TRUCK•VAN		
44V	WA224L	Khaki Green Met B/C
45	WA300N	Velocity Yellow 3 Stage
46	WA7156	Dark Woodland Green
46	WA9015	Woodland Green B/C
46	WA928L	Stealth Gray Met B/C
47	WA9539	Med Green Met B/C
49	WA204M	Bordeaux Red Met B/C
49U	WA227L	Yellow Green Met B/C
50	WA8624	Olympic White B/C
51	WA316N	Gold Mist Met B/C
52U	WA229L	Highway Yellow B/C
53	WA317N	Antique Bronze Met B/C
5377	WA382E	Pewter Met B/C
54U	WA258L	Sunset Orange Met B/C
55	WA322N	Fusion Orange Met B/C
56	WA913L	Sunburst Orange II Met B/C
58	WA711J	Sandalwood Met B/C
59	WA900J	Granite Met B/C
59	WA926L	Silver Birch Met B/C
61	WA8265	Doeskin Tan
61	WA918L	Gold Slate Met B/C
62	WA687F	Red Hot B/C
62	WA805K	Dark Spiral Gray Met B/C
62U	WA916K	Dark Blue Mica B/C
63	WA817K	Sport Red Met B/C
64U	WA228M	Salsa Red Met B/C
64U	WA234L	Red Brown Mica B/C
66U	WA347N	Brazen Orange Met B/C
67	WA994L	Light Tarnished Silver Met B/C
68	WA931L	Blue Ice Met B/C
68U	WA236L	Melange Beige Met B/C
69	WA304N	Daytona Blue Met B/C
70	WA9075	Torch Red B/C
70U	WA237L	Red Rock Mica B/C
71	WA320N	Lunar Quartz Met B/C
71	WA366N	Lunar Quartz Met B/C
71	WA633H	Sunset Orange Met B/C
71U	WA507G	Spice Red Met B/C
72	WA7475	Standard Red B/C
73L	WA238L	Super Red B/C
73U	WA238L	Super Red B/C
74	WA9260	Victory Red B/C
77	WA300M	Glacier Gold Pearl 3 Stage
77	WA9800	Dark Cherry Met B/C
77U	WA240L	Active Red Met B/C
79	WA129L	Pulse Red B/C
79	WA423G	Yellow B/C
80	WA301N	Red Jewel Met Tinted C/C
80	WA690F	Phantom Met B/C
80U	WA241L	Light Opal Met B/C
81	WA917K	Bright Red
83L	WA242L	Granada Black Mica B/C
83U	WA243L	Sky Gray Met B/C
84	WA111B	Majestic Amethyst Met B/C
85	WA802K	Sunburst Orange Met B/C
86	WA253A	Wheatland Yellow
86	WA379E	Red Tint Coat Met Tinted C/C
87U	WA245L	Pearl Black B/C
88	WA812K	Med Spiral Gray Met B/C
88	WA9417	Tangier Orange B/C



GM Exterior Colors in sequence by Secondary Code

Buick / Chevrolet / Pontiac / Cadillac / GMC / Saturn / Hummer



Color Code	Primary Code	Color Name
------------	--------------	------------

CAR•TRUCK•VAN

90	WA238M	Phantom Gray Pearl B/C
90	WA885K	Cobalt Blue Met B/C
9000	B25	Civilian Black B/C
904231	T32	Mojave Tan Met B/C
908437	R35	Flame Red Met B/C
908474	G38	Mystic Green Met B/C
91	WA815K	Arrival Blue Met B/C
91493	W26	Civilian Bright White
92	WA816K	Silver Green Met B/C
92U	WA246L	Poly Silver Met B/C
93	WA961L	White Gold Pearl 3 Stage
93U	WA247L	Olive Silver Met B/C
94	WA9088	Cherry Red Met B/C
95U	WA248L	Dove Silver Met B/C
95U	WA8867	Ultra Silver Met B/C
96U	WA686H	Bright White B/C
97	WA822K	Cappuccino Frost Met B/C
98	WA800J	White Diamond Pearl 3 Stage
99	WA368N	Gunmetal Met B/C
9935	B34	Black Diamond Met B/C
P33	WA382E	Pewter Met B/C
	12U	Ocean Blue Met B/C
	13U	White Pearl 3 Stage
	15U	Apple Green Met B/C
	16U	Electric Yellow Met B/C
	19U	Jazz Blue B/C
	22M	Teal Blue Met B/C
	59U	Peach Orange Met B/C
	WA7840	Silver Met



2006 General Motors

Buick / Chevrolet / Pontiac / Cadillac / GMC / Saturn / Hummer



EXTERIOR • For Model and Usage Details See Color Compatibility Guide

12U B/C		13U 3 Stage		15U B/C		16U B/C		19U B/C	
	Ocean Blue Met 72647		White Pearl 60969/70		Apple Green Met 72648		Electric Yellow Met 72649		Jazz Blue 72704
22M B/C		59U B/C		B25 9000 B/C		B30 36241		B34 9935 B/C	
	Teal Blue Met 69633		Peach Orange Met 72650		Civilian Black 60204		Charcoal Met 58421		Black Diamond Met 67770
G38 908474 B/C		R35 908437 B/C		T32 904231 B/C		W26 91493		WA111B 84 B/C	
	Mystic Green Met 74167		Flame Red Met 74168		Mojave Tan Met 67771		Civilian Bright White 65400		Majestic Amethyst Met 50234
WA129L 79 B/C		WA143L 11U		WA151L 26V B/C		WA152D 16 B/C		WA153L 30U B/C	
	Pulse Red 69294		Galaxy White 56925		Imperial Blue Mica 65164		White 56205		Midnight Blue Mica 60971
WA154L 31U B/C		WA155L 32U B/C		WA156L 33U B/C		WA157L 34U B/C		WA158L 35U B/C	
	Denim Blue Met 65165		Pastel Blue Met 64440		Sports Blue Met 67564		Modern Green Met 64441		Mint Green Met 65166
WA204M 49 B/C		WA208M 20 B/C		WA209M 31 B/C		WA213M 16 B/C		WA214M 26 B/C	
	Bordeaux Red Met 67827		Blue Frost Met 67752		Grenade Green Met 67753		Graystone Met 67828		Bermuda Blue Met 67829
WA215M 38 B/C		WA218M 21 B/C		WA220M 18 B/C		WA222L 40V B/C		WA224L 44V B/C	
	Emerald Jewel Met 67754		Laser Blue Met 67830		Desert Sand Met 67756		Frost Green Met 65162		Khaki Green Met 65167



2006 General Motors

Buick / Chevrolet / Pontiac / Cadillac / GMC / Saturn / Hummer



EXTERIOR • For Model and Usage Details See Color Compatibility Guide

WA227L 49U B/C 	WA227M 21U B/C 	WA228M 64U B/C 	WA229L 52U B/C 	WA231M 15U B/C 
Yellow Green Met 64524	Laser Blue Met 68198	Salsa Red Met 68199	Highway Yellow 55990	Cashmere Met 68202
WA232L 18U B/C 	WA232M 42U B/C 	WA234L 64U B/C 	WA236L 68U B/C 	WA237L 70U B/C 
Rich Gold Met 65163	Tarnished Silver Met 68203	Red Brown Mica 60685	Melange Beige Met 65168	Red Rock Mica 59918
WA238L 73L 73U B/C 	WA238M 90 B/C 	WA240L 77U B/C 	WA241L 80U B/C 	WA242L 83L B/C 
Super Red 55994	Phantom Gray Pearl 64134	Active Red Met 64442	Light Opal Met 62955	Granada Black Mica 53380
WA243L 83U B/C 	WA245L 87U B/C 	WA246L 92U B/C 	WA247L 93U B/C 	WA248L 95U B/C 
Sky Gray Met 60973	Pearl Black 64443	Poly Silver Met 56939	Olive Silver Met 56940	Dove Silver Met 64444
WA253A 86 	WA258L 54U B/C 	WA276M 12 B/C 	WA300M 77 3 Stage 	WA300N 45 3 Stage 
Wheatland Yellow 54874	Sunset Orange Met 68197	Cyclone Gray Met 69295	Glacier Gold Pearl 69660/61	Velocity Yellow 72478/79
WA301N 80 Tinted C/C 	WA303M 14 B/C 	WA304N 69 B/C 	WA306N 32 B/C 	WA308N 14 B/C 
Red Jewel Met 71323	Platinum Silver Met 65073	Daytona Blue Met 71324	Savannah Green Met 71325	Cosmic Quartz Met 71326
WA316N 51 B/C 	WA317N 53 B/C 	WA320N 71 B/C 	WA321M 03U B/C 	WA322N 55 B/C 
Gold Mist Met 71327	Antique Bronze Met 71328	Lunar Quartz Met 71329	Aqua Green Met 69632	Fusion Orange Met 71330

2006 GM / Saturn / Hummer



EXTERIOR • For Model and Usage Details See Color Compatibility Guide

<p>WA347N 66U B/C</p>  <p>Brazen Orange Met 73509</p>	<p>WA349D 23 B/C</p>  <p>Med Blue 56206</p>	<p>WA365N 36 B/C</p>  <p>Marlin Green Met 72418</p>	<p>WA366N 71 B/C</p>  <p>Lunar Quartz Met 72419</p>	<p>WA368N 99 B/C</p>  <p>Gunmetal Met 71910</p>
<p>WA379E 86 Tinted C/C</p>  <p>Red Tint Coat Met 54703</p>	<p>WA382E 11 P33/5377 B/C</p>  <p>Pewter Met 54690</p>	<p>WA402N 04U B/C</p>  <p>Urban Gray Met 73183</p>	<p>WA403N 06U B/C</p>  <p>Flame Red Met 73185</p>	<p>WA404N 05U B/C</p>  <p>Misty Blue Met 73184</p>
<p>WA423G 79 B/C</p>  <p>Yellow 58746</p>	<p>WA470G 13 B/C</p>  <p>Quicksilver Met 67169</p>	<p>WA507G 71U B/C</p>  <p>Spice Red Met 73510</p>	<p>WA519F 12 B/C</p>  <p>Galaxy Silver Met 57059</p>	<p>WA5322 33 B/C</p>  <p>Light Driftwood Met 45754</p>
<p>WA545E 43 B/C</p>  <p>Yellow 50398</p>	<p>WA546G 19U B/C</p>  <p>Black Mica 57925</p>	<p>WA633H 71 B/C</p>  <p>Sunset Orange Met 60752</p>	<p>WA686H 96U B/C</p>  <p>Bright White 61433</p>	<p>WA687F 62 B/C</p>  <p>Red Hot 67170</p>
<p>WA687H 18U B/C</p>  <p>Platinum Silver Met 61767</p>	<p>WA690F 80 B/C</p>  <p>Phantom Met 67171</p>	<p>WA703J 22 B/C</p>  <p>Superior Blue Met 64615</p>	<p>WA711J 58 B/C</p>  <p>Sandalwood Met 63531</p>	<p>WA7156 46</p>  <p>Dark Woodland Green 30530</p>
<p>WA721H 44U B/C</p>  <p>Med Red Mica 61432</p>	<p>WA722J 25 B/C</p>  <p>Dark Ming Blue Met 63532</p>	<p>WA7475 72 B/C</p>  <p>Standard Red 32097</p>	<p>WA800J 98 3 Stage</p>  <p>White Diamond Pearl 64003/4</p>	<p>WA802K 85 B/C</p>  <p>Sunburst Orange Met 63551</p>
<p>WA805K 62 B/C</p>  <p>Dark Spiral Gray Met 64590</p>	<p>WA812K 88 B/C</p>  <p>Med Spiral Gray Met 64595</p>	<p>WA815K 91 B/C</p>  <p>Arrival Blue Met 64691</p>	<p>WA816K 92 B/C</p>  <p>Silver Green Met 64596</p>	<p>WA817K 63 B/C</p>  <p>Sport Red Met 64591</p>
























2006 General Motors

Buick / Chevrolet / Pontiac / Cadillac / GMC / Saturn / Hummer



EXTERIOR • For Model and Usage Details See Color Compatibility Guide

WA822K 97 B/C  Cappuccino Frost Met 64598	WA8265 61  Doeskin Tan 34070	WA8554 40 B/C  White 33755	WA8555 41 B/C  Black 33756	WA8624 50 B/C  Olympic White 34851
WA885K 90 B/C  Cobalt Blue Met 64749	WA8867 95U B/C  Ultra Silver Met 36457	WA900J 59 B/C  Granite Met 63989	WA9015 46 B/C  Woodland Green 35584	WA9075 70 B/C  Torch Red 42027
WA9088 94 B/C  Cherry Red Met 42481	WA911L 42 B/C  Dark Tarnished Silver Met 66508	WA913L 56 B/C  Sunburst Orange II Met 65581	WA916K 62U B/C  Dark Blue Mica 61272	WA917K 81  Bright Red 54291
WA918L 61 B/C  Gold Slate Met 67757	WA9260 74 B/C  Victory Red 39339	WA926L 59 B/C  Silver Birch Met 66693	WA928L 46 B/C  Stealth Gray Met 65724	WA929L 15 B/C  Cashmere Met 66692
WA931L 68 B/C  Blue Ice Met 66847	WA933L 19 B/C  Luxo Blue Met 66850	WA937L 34 B/C  Red Blue Met 67831	WA938J 24 B/C  Impulse Met 67173	WA9414 34 B/C  Yellow 44060
WA9417 88 B/C  Tangier Orange 43349	WA946L 27 B/C  Cobalt Red 67759	WA9539 47 B/C  Med Green Met 42596	WA9566 13 B/C  Sebring Silver Met 44118	WA9567 10 B/C  Arctic White 40911
WA961L 93 3 Stage  White Gold Pearl 65726/27	WA9737 40U  White 41070	WA9792 39 B/C  Indigo Blue Met 46965	WA9800 77 B/C  Dark Cherry Met 45739	WA983L 06 3 Stage  Mary Kay Pearl III 66848/49







2006 General Motors

Buick / Chevrolet / Pontiac / Cadillac / GMC / Saturn / Hummer











EXTERIOR • For Model and Usage Details See Color Compatibility Guide

<p>WA984L 23 B/C</p>  <p>Green Jewel Frost Met 67121</p>	<p>WA990A 19U B/C</p>  <p>Jet Black 57955</p>	<p>WA994L 67 B/C</p>  <p>Light Tarnished Silver Met 66691</p>	<p>Y27 4266 B/C</p>  <p>Competition Yellow 43691</p>
---	--	--	---

ACCENT • For Model and Usage Details See Color Compatibility Guide

BUMPER / FASCIA / CLADDING

(For Colors not shown in this section refer to EXTERIOR section)

<p>WA106</p>  <p>Gray 66294</p>	<p>WA183E</p>  <p>Stealth Gray 58109</p>	<p>WA207D</p>  <p>Dark Charcoal 62346</p>		
<p>WA500F</p>  <p>Light Charcoal 62427</p>	<p>WA501F</p>  <p>Dark Smoke Gray 61291</p>	<p>WA6272</p>  <p>Light Argent Met 54985</p>	<p>WA8867 B/C</p>  <p>Ultra Silver Met 58108</p>	<p>WA8945</p>  <p>Charcoal Gray Met 36523</p>

MOLDING / ROCKER MOLDING

(For Colors not shown in this section refer to EXTERIOR section)

<p>WA183E</p>  <p>Stealth Gray 58109</p>	<p>WA207D</p>  <p>Dark Charcoal 62346</p>	<p>WA500F</p>  <p>Light Charcoal 62427</p>
<p>WA501F</p>  <p>Dark Smoke Gray 61291</p>	<p>WA848</p>  <p>Black 55952</p>	<p>WA960L</p>  <p>Rally Charcoal 67643</p>

LOWER TU-TONE

(Refer to EXTERIOR section)



2006 General Motors

Buick / Chevrolet / Pontiac / Cadillac / GMC / Saturn / Hummer



ACCENT • For Model and Usage Details See Color Compatibility Guide

WHEEL FLARES

(For Colors not shown in this section refer to EXTERIOR section)

WA501F



Dark Smoke Gray

61291

WA6272



Light Argent Met

54985

WA848



Black


55952

ACCESSORY • For Model and Usage Details See Color Compatibility Guide

EXTERIOR DOOR HANDLES

(For Colors not shown in this section refer to EXTERIOR section)

WA501F



Dark Smoke Gray

61291

GRILLE / AIR DAM

(For Colors not shown in this section refer to EXTERIOR section)

WA154D



Black

59197

WA167A



Ebony

50541

WA183E



Stealth Gray

58109

WA207D



Dark Charcoal

62346

WA267M



Light Silver Met

74321

WA391E
B/C



Storm Gray Met

55911


WA500F



Light Charcoal

62427


WA501F



Dark Smoke Gray

61291

WA6272



Light Argent Met

54985

WA648H
B/C



Dark Otter Met

61309

WA733J



Satin Nickel Met

64170

WA8945



Charcoal Gray Met

36523

WA9817




Stealth Gray Met

56371

ROOF RACK

(For Colors not shown in this section refer to EXTERIOR section)

WA519F
B/C



Galaxy Silver Met

57059



2006 General Motors

Buick / Chevrolet / Pontiac / Cadillac / GMC / Saturn / Hummer




ACCESSORY • For Model and Usage Details See Color Compatibility Guide

ROOF RAIL

(For Colors not shown in this section refer to EXTERIOR section)

WA569F
B/C




Sterling Silver Met

62224

RUNNING BOARD / STEP PAD

(For Colors not shown in this section refer to EXTERIOR section)

WA147L
B/C



Silver Met

68204


WA207D



Dark Charcoal

62346

WA848



Black

55952


WA500F



Light Charcoal

62427


WA501F



Dark Smoke Gray

61291

WA6272



Light Argent Met

54985

WA646H



Charcoal Met

62347

TONEAU / CARGO COVER

(For Colors not shown in this section refer to EXTERIOR section)

WA501F




Dark Smoke Gray

61291

MISCELLANEOUS

(For Colors not shown in this section refer to EXTERIOR section)

WA6248



Light Argent Met

62422

WA646H



Charcoal Met

62347

WA848



Black
12 Degree Gloss

33024

WA848



Black
20 Degree Gloss

60977

WA848



Black
30 Degree Gloss

47861


WA848



Black
40 Degree Gloss

33415


WA848



Black
50 Degree Gloss

35322


WA848



Black
60 Degree Gloss

52845

WA848



Black
Full Gloss

55952

























2006 General Motors

Buick / Chevrolet / Pontiac / Cadillac / GMC / Saturn / Hummer




















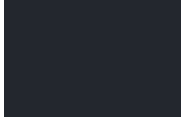















WHEEL • For Model and Usage Details See Color Compatibility Guide

W9M  Black 66465	WA140L  Hydro Silver Met 69147	WA162D B/C  Med Gray Met 58107	WA234M B/C  Blade Silver Met 70849	WA251L B/C  Holden Silver Met 70914
WA263M  Midnight Silver Met 74322	WA569F B/C  Sterling Silver Met 62224	WA6248  Silver Met 41547	WA6272 B/C  Light Argent Met 52847	WA6277  Gray 52848
WA778J B/C  Sparkle Silver II Met 64130	WA837K B/C  Warm Nickel Met 65161	WA8555 B/C  Black 33756	WA8632  Dark Gray Met 36888	WA8798 B/C  Med Gray Met 35367
WA8867 B/C  Ultra Silver Met 58108	WA8945  Charcoal Gray Met 36523	WA9021 B/C  Silver Met 35369	WA9243 B/C  Gunmetal Met 36724	WA927K B/C  Silver Met 68248
WA951K B/C  Light Gray Met 70851	WA9789 B/C  Light Gray Met 45729	WA9967 B/C  Sparkle Silver Met 46455		



UNDERHOOD • For Model and Usage Details See Color Compatibility Guide

General Motors production plants may use the Exterior basecoat color with or without clearcoat.

		WA123E  Moonstone 56324	WA153D  Silver Mist 54220	WA154A  Dark Adriatic Blue 49206
WA209B  Majestic Amethyst 51178	WA210B  Red Tint Coat 51179	WA223M  Laser Blue 71004	WA224E  Generic Med Gray 60352	WA230A  Light Driftwood 49196
WA233A  Med Green 49778	WA264C  Emerald Jewel 52841	WA314C  Med Dark Lichen 53576	WA429G  Med Red 59833	WA430G  Med Blue 57962
WA5370  Light Gray 47636	WA5382  Med Garnet Red 46538	WA688H  Ultra Silver 64131	WA772J  Yellow 67544	WA791J  Granite 63822
WA792J  Superior Blue 64672	WA795J  Dark Tropic Teal 63823	WA8554  White 44169	WA8555  Black 44170	WA858K  Silver Green 64674
WA859K  Cappuccino Frost 64675	WA873K  Arrival Blue 64676	WA8774  Bright Red 49200	WA880K  Sandalwood 64681	WA9414  Yellow 67545
WA943K  Torch Red 74326	WA967L  Sunburst Orange 66846	WA968L  Light Dragonfly 71005	WA9753  Bright White 47640	WA990L  Mary Kay Pink 67548





















2006 General Motors

Buick / Chevrolet / Pontiac / Cadillac / GMC / Saturn / Hummer



INTERIOR • For Model and Usage Details See Color Compatibility Guide

D574 WGM		WA104D 82		WA109D 92		WA110D 92		WA149B 15	
	Silver Met 66501		Opel Gray 52506		Med Pewter 53953		Med Dark Pewter 53955		Shale 53952
WA167A 19		WA184D 92		WA195A 52		WA217M		WA226M	
	Ebony 50541		Med Dark Pewter II 60162		Med Neutral II 50956		Cobalt Red 70867		Argentanium Met 70882
WA235M		WA236M		WA247C 52		WA311N		WA312N	
	Light Neutral Granite 70620		Granite Steel Gray 70883		Very Dark Neutral 52505		Light Titanium 74401		Med Titanium 74404
WA313N		WA324N B/C		WA328N		WA329N		WA400G 29	
	Dark Titanium 74402		Nova Silver Met 74364		Light Titanium Granite 74323		Light Cashmere Granite 74324		Tuxedo Blue 60163
WA404G		WA504F 50		WA563F		WA610F		WA642H 69	
	Med Dark Sable 60164		Med Wheat 57958		Ebony Mica 60356		Dark Gray Met 62426		Very Dark Pewter 61482
WA646H		WA733J		WA738H		WA738J		WA739J	
	Charcoal Met 62347		Satin Nickel Met 70877		Dark Gray Met II 65157		Med Dark Sable Met 67640		Very Dark Silver Met 67641
WA744J		WA7701 12DN		WA8247		WA826K		WA830K	
	Med Silver Met 67642		Graphite 33767		Med Dark Gray 33769		Granite Shale 64942		Light Cashmere 67506




















2006 General Motors

Buick / Chevrolet / Pontiac / Cadillac / GMC / Saturn / Hummer



INTERIOR • For Model and Usage Details See Color Compatibility Guide

<p>WA831K</p>  <p>Med Cashmere 67507</p>	<p>WA832K</p>  <p>Med Dark Cashmere 67508</p>	<p>WA848 19N</p>  <p>Black 62260</p>	<p>WA8489</p>  <p>Dark Gray Met 74325</p>	<p>WA912K</p>  <p>Titanium Met 67561</p>
<p>WA922L</p>  <p>Light Steel Gray 67509</p>	<p>WA923L</p>  <p>Med Steel Gray 67510</p>	<p>WA924L</p>  <p>Dark Steel Gray 67511</p>	<p>WA925L</p>  <p>Dark Steel Gray 74403</p>	<p>WA935L</p>  <p>Very Dark Cashmere 67512</p>
<p>WA949L</p>  <p>Granite Opal 64943</p>	<p>WA9648 52</p>  <p>Med Dark Neutral 46242</p>	<p>WA9772 52</p>  <p>Light Neutral 46240</p>	<p>WA9779 17</p>  <p>Med Gray 46230</p>	<p>WA9780 14</p>  <p>Dark Gray 46363</p>
<p>WA9781 14</p>  <p>Light Gray 46228</p>	<p>WA9902 14</p>  <p>Very Dark Gray 46232</p>			



2006 General Motors Paint Code Location

Buick / Chevrolet / Pontiac / Cadillac / GMC / Saturn / Hummer



Spare Tire Cover or Spare Tire Well

<u>Division</u>	<u>Model</u>
Buick	Lucerne
Cadillac	CTS
	DTS
	STS
Pontiac	GTO
Chevrolet	Malibu
	Malibu Maxx
Saturn	ION

Inside Deck Lid

<u>Division</u>	<u>Model</u>
Pontiac	Grand Prix
Chevrolet	Monte Carlo

Rear Face of Right Door / "B" Pillar Face

<u>Division</u>	<u>Model</u>
GMC	Savana
Chevrolet	Express

Left Rear Storage Compartment Inside Door

<u>Division</u>	<u>Model</u>
Buick	Rendezvous

Left Side Under Driver Seat

<u>Division</u>	<u>Model</u>
Chevrolet	Express
GMC	Savana

Right Side Under Rear Compartment Cover

<u>Division</u>	<u>Model</u>
Cadillac	XLR

Under Rear Compartment Lid

<u>Division</u>	<u>Model</u>
Cadillac	SRX

Trunk Floor Under Carpet

<u>Division</u>	<u>Model</u>
Chevrolet	Cobalt
Pontiac	Pursuit

Driver's Door

<u>Division</u>	<u>Model</u>
Chevrolet	Impala

Glove Box

<u>Division</u>	<u>Model</u>
Buick	La Crosse
	Rainier
	Terraza
Cadillac	Escalade / Escalade EXT / Escalade ESV
	Avalanche
Chevrolet	Aveo
	Colorado
	Corvette
	Epica
	Equinox
	HHR
	Malibu Maxx
	Optra
	SSR
	Silverado
	S10 Pickup
	Suburban
	Tahoe
	TrailBlazer
	Uplander
	Canyon
	Denali
Envoy	
Sierra	
GMC	Yukon / Yukon XL
	H2
	H3
Hummer	G6
	Montana SV6
Pontiac	Solstice
	Torrent
	Vibe
	Wave
	Relay
Saturn	Relay

Side Wall of Cab / Lower Corner of Cab Wall Behind Passenger Seat

<u>Division</u>	<u>Model</u>
Chevrolet	Kodiak
GMC	Topkick

Passenger Side Sun Visor

<u>Division</u>	<u>Model</u>
Chevrolet	"T" Series
GMC	"T" Series

Left Rear Door

<u>Division</u>	<u>Model</u>
Saturn	Vue

Left Front Driver's Door / Lower Sail Panel

<u>Division</u>	<u>Model</u>
Hummer	H1



2006 General Motors



Buick / Chevrolet / Pontiac / Cadillac / GMC / Saturn / Hummer

Assembly Plant Codes (11th character of VIN number)

Plant Code	Plant	Models
B	Bupyung	Aveo / Epica / Wave
B	Lansing Craft Centre	SSR Roadster
C	Changwon	Matiz
D	Doraville	Montana SV6 / Terraza / Uplander / Relay
E	Mishawaka	H1
E	Pontiac East	Sierra / Silverado
F	Fairfax II (Kansas City)	Malibu / Malibu Maxx
F	Flint	Silverado / Sierra
F	Flint South	Medium Duty / Kodiak / Topkick
G	Silao	Avalanche / Escalade ESV / Escalade EXT / Suburban / Yukon XL
H	Indiana AM General	H2 SUV / H2 SUT
H	Mishawaka	H2 SUV / H2 SUT
J	Janesville	Denali / Tahoe / Suburban / Tiltmaster W-4 / Yukon / Yukon XL / W-4 Forward / T-Series
K	Kunsan	Optra
L	Elizabeth, Australia	GTO
M	Toluca, Mexico	C-Series / C/K 3500HD
R	Arlington	Escalade / Suburban / Tahoe / Yukon / Yukon XL
S	Ramos Arizpe	Rendezvous / HHR / Pursuit
T	Shreveport	Colorado / Canyon / H3
U	Hamtramck	Lucerne / DTS
Y	Wilmington	Solstice
Z	Freemont (Nummi)	Vibe
Z	Spring Hill	Ion / Vue
Z	Fort Wayne	Silverado / Sierra
0	Lansing Grand River	CTS / SRX / STS
1	Oshawa	Sierra / Silverado
1	Oshawa #2	Grand Prix / LaCrosse
1	Wentzville	Express / Savana
2	Moraine	Envoy / TrailBlazer / Rainier
4	Orion	G6
5	Bowling Green	Corvette / XLR
6	Ingersoll, Ontario (Cami)	Equinox / Torrent
6	Oklahoma City	TrailBlazer / Envoy
7	Lordstown	Cobalt / Pursuit
8	Shreveport	Colorado / Canyon
9	Oshawa #1	Monte Carlo / Impala

Model Year Designation (10th character of VIN number)

Code	Year
L	1990
M	1991
N	1992
P	1993
R	1994
S	1995
T	1996
V	1997
W	1998
X	1999
Y	2000
1	2001
2	2002
3	2003
4	2004
5	2005
6	2006



General Motors / Saturn / Hummer 2006 Model Year Color Compatibility Guide

The General Motors Color Compatibility Guide is a tool to help distinguish colors found on a production vehicle not represented as a color code on the Paint Identification Label. Based on the color documentation received from General Motors, the data contained herein is presumed to be correct. However, we cannot assume responsibility for error or change.

All colors represented within the Guide are color chipped in the 2006 Color Manual. The color may not be chipped in the Color Manual under the same category as represented within the Color Compatibility Guide. Refer to all color chips under General Motors.

How To Use The Color Compatibility Guide

Locate the Exterior "WA" Number (ie: WA132A) Color Code found on the Paint Identification Label. Refer to the General Motors Color Code Location page located in the 2006 Color Manual.

The Guide is listed in numerical order by the General Motors "WA" number which can be found in the first column titled Exterior Body Color. Locate the correct "WA" number. The two digit General Motors Color Code and Color Name are also represented.

It is important to refer to the Model Name column for the correct model usage. To the right of the model name check Accent, Accessory, Wheel or Interior columns for your specific refinish repair. A color representation of each code is shown in the Color Print Sections under the same heading names used on the Color Compatibility Chart.

Various gloss levels of Black (WA848) are available and are color shown in the Miscellaneous category in the Color Manual. Each gloss level is represented by a separate refinish number. It is important to determine the correct gloss level necessary for repair to determine the correct refinish formula is used.



Exterior Body Color	Model Name	Accent	Accessory	Wheel	Underhood	Interior
		Bumper/Fascia/Cladding Lower Tu-Tone Molding/Rocker Molding Wheel Flares	Grille/Air Dam Running Board/Step Pad Exterior Door Handle Roof Rail/Cargo Cover Roof Rack/Miscellaneous			
WA111B / 95 Majestic Amethyst Metallic	Cobalt	Purple / WA111B	Purple / WA111B Black / WA207D Black / WA848 *	Silver / WA9967 Silver / WA263M	Purple / WA209B	Gray / WA104D Black / WA167A Brown / WA9648 Tan / WA9772 Gray / WA9781 Gray / WA9902
	HHR	Purple / WA111B Gray / WA501F	Black / WA848 *	Silver / WA9967	Purple / WA209B	Gray / WA104D Gray / WA610F Tan / WA830K Tan / WA832K Gray / WA9781 Gray / WA9902
	Pursuit	Purple / WA111B	Purple / WA111B Black / WA207D Black / WA848 *	Silver / WA9967 Silver / WA263M	Purple / WA209B	Gray / WA104D Black / WA167A Gray / WA9781
	Rendezvous	Purple / WA111B	Gray / WA648H Black / WA848 *	Silver / WA9967 Gray / WA8632	Purple / WA209B	Gray / WA104D Gray / WA226M Brown / WA404G Brown / WA738J Gray / WA739J Silver / WA744J Tan / WA9772 Gray / WA9781 Gray / WA9902
WA152D / 16 White	T-Series Medium Duty	Gray / WA6272	Black / WA154D Gray / WA6272 Black / WA848 *	Gray / WA6277		Gray / WA8247
WA204M / 49 Bordeaux Red Metallic	Envoy	Red / WA204M Gray / WA960L	Black / WA207D Gray / WA646H Black / WA848 *	Silver / WA6248 Gray / WA6272 Silver / WA778J Silver / WA9967	Use Exterior Base Color	Gray / WA104D Black / WA167A Gray / WA646H Tan / WA830K Gray / WA9780 Gray / WA9781
	Hummer H2 SUV and SUT	Red / WA204M	Red / WA204M	Silver / WA9967	Use Exterior Base Color	Gray / WA104D Black / WA167A Tan / WA504F
	LaCrosse	Red / WA204M Black / WA207D	Black / WA207D Black / WA848 *	Silver / WA9967	Use Exterior Base Color	Black / WA167A Gray / WA235M Gray / WA236M Black / WA563F Gray / WA922L Gray / WA924L Brown / WA9648 Tan / WA9772
	Lucerne	Red / WA204M	Black / WA8555 Black / WA848 *	Gray / WA951K Silver / WA9967 Silver / WA263M	Red / WA429G	Black / WA167A Tan / WA830K Tan / WA831K Brown / WA832K Black / WA563F Gray / WA311N Gray / WA313N
	Montana SV6	Red / WA204M Gray / WA183E	Gray / WA183E Black / WA848 *	Silver / WA9967	Use Exterior Base Color	Black / WA167A Tan / WA830K Tan / WA831K Gray / WA9779 Gray / WA9781
	Rainier	Red / WA204M Black / WA207D	Gray / WA391E Black / WA848 *	Gray / WA6272 Silver / WA778J Silver / WA9967 Gray / WA9243	Use Exterior Base Color	Gray / WA104D Black / WA167A Tan / WA830K Brown / WA935L Gray / WA9780 Gray / WA9781
	Relay	Red / WA204M	Black / WA848 *	Silver / WA9967 Gray / WA9789	Use Exterior Base Color	Black / WA167A Tan / WA830K Tan / WA831K Gray / WA9779 Gray / WA9781
	(Cont'd.)					

All colors represented within this Guide are colors printed in the 2006 Color Manual. The color may not be printed in the Color Manual under the same category as represented within this Guide. **Example:** A bumper color chip may be found in the Exterior color section. Refer to all color chips under General Motors. * To determine the gloss level of WA848 Black, refer to **Miscellaneous** section.



Exterior Body Color	Model Name	Accent	Accessory	Wheel	Underhood	Interior
		Bumper/Fascia/Cladding Lower Tu-Tone Molding/Rocker Molding Wheel Flares	Grille/Air Dam Running Board/Step Pad Exterior Door Handle Roof Rail/Cargo Cover Roof Rack/Miscellaneous			
WA204M / 49 Bordeaux Red Metallic (Cont'd.)	Terraza	Red / WA204M	Black / WA848 *	Silver / WA9967	Use Exterior Base Color	Black / WA167A Tan / WA830K Tan / WA831K Brown / WA935L Gray / WA9779 Gray / WA9781
	TrailBlazer	Red / WA204M Black / WA207D Tan / WA929L Silver / WA994L	Black / WA207D Black / WA848 *	Silver / WA6248 Gray / WA6272 Silver / WA778J Gray / WA9243 Silver / WA9967	Use Exterior Base Color	Gray / WA104D Black / WA167A Tan / WA830K Tan / WA831K Gray / WA9780 Gray / WA9781
	Uplander	Red / WA204M Gray / WA183E	Gray / WA183E Black / WA848 *	Silver / WA9967	Use Exterior Base Color	Black / WA167A Tan / WA830K Tan / WA831K Gray / WA9779 Gray / WA9781
WA208M / 20 Blue Frost Metallic	Rendezvous	Blue / WA208M	Gray / WA648H Black / WA848 *	Gray / WA8632 Silver / WA9967	Blue / WA968L	Gray / WA104D Gray / WA226M Brown / WA404G Brown / WA738J Gray / WA739J Silver / WA744J Tan / WA9772 Gray / WA9781 Gray / WA9902
WA209M / 31 Grenade Green Metallic	Hummer H3	Gray / WA501F	Gray / WA501F Green / WA209M	Silver / WA9967	Use Exterior Base Color	Black / WA167A Tan / WA830K Tan / WA949L
WA213M / 16 Graystone Metallic	Denali	Gray / WA213M Black / WA848 *	Gray / WA213M Black / WA848 *	Silver / WA9967	Use Exterior Base Color	Gray / WA110D Gray / WA184D
	Envoy	Gray / WA213M Gray / WA960L	Black / WA207D Gray / WA646H Black / WA848 *	Silver / WA6248 Gray / WA6272 Silver / WA778J Silver / WA9967	Use Exterior Base Color	Gray / WA104D Black / WA167A Gray / WA646H Tan / WA830K Gray / WA9780 Gray / WA9781
	Express		Black / WA848 *	Silver / WA6248	Gray / WA123E	Tan / WA149B Black / WA167A Gray / WA184D Tan / WA195A Gray / WA9780 Gray / WA9902
	Kodiak	Gray / WA6272	Gray / WA213M Gray / WA6272 Black / WA848 *	Gray / WA6277		Tan / WA195A Black / WA642H
	Rainier	Gray / WA213M Black / WA207D	Gray / WA391E Black / WA848 *	Gray / WA6272 Silver / WA778J Gray / WA9243 Silver / WA9967	Use Exterior Base Color	Gray / WA104D Black / WA167A Tan / WA830K Brown / WA935L Gray / WA9780 Gray / WA9781
	Savana		Black / WA848 *	Silver / WA6248	Gray / WA123E	Tan / WA149B Black / WA167A Gray / WA184D Tan / WA195A Gray / WA9780 Gray / WA9902
	Sierra	Gray / WA213M Gray / WA500F Silver / WA8867 Silver / WA926L Black / WA848 *	Gray / WA500F	Gray / WA6277 Silver / WA8867 Silver / WA9967	Use Exterior Base Color	Gray / WA110D Tan / WA149B Black / WA167A Tan / WA195A Black / WA642H
	Silverado	Gray / WA213M Gray / WA500F Silver / WA8867 Silver / WA926L Black / WA848 *	Gray / WA213M Gray / WA500F	Gray / WA6277 Silver / WA8867 Silver / WA9967	Use Exterior Base Color	Gray / WA110D Tan / WA149B Black / WA167A Tan / WA195A Black / WA642H
	(Cont'd.)					

All colors represented within this Guide are colors printed in the 2006 Color Manual. The color may not be printed in the Color Manual under the same category as represented within this Guide. **Example:** A bumper color chip may be found in the Exterior color section. Refer to all color chips under General Motors. * To determine the gloss level of WA848 Black, refer to **Miscellaneous** section.



Exterior Body Color	Model Name	Accent	Accessory	Wheel	Underhood	Interior
		Bumper/Fascia/Cladding Lower Tu-Tone Molding/Rocker Molding Wheel Flares	Grille/Air Dam Running Board/Step Pad Exterior Door Handle Roof Rail/Cargo Cover Roof Rack/Miscellaneous			
WA213M / 16 Graystone Metallic (Cont'd.)	Topkick	Gray / WA6272	Gray / WA213M Gray / WA6248 Gray / WA6272 Black / WA848 *	Gray / WA6277		Tan / WA195A Black / WA642H
	TrailBlazer	Gray / WA213M Black / WA207D	Black / WA207D Black / WA848 *	Silver / WA6248 Gray / WA6272 Silver / WA778J Gray / WA9243 Silver / WA9967	Use Exterior Base Color	Gray / WA104D Black / WA167A Tan / WA830K Gray / WA9780 Gray / WA9781
WA214M / 26 Bermuda Blue Metallic	Avalanche	Green / WA214M Gray / WA501F	Green / WA214M Gray / WA501F Black / WA848 *	Silver / WA9967	Use Exterior Base Color	Gray / WA110D Tan / WA149B Black / WA167A Tan / WA195A Black / WA642H Black / WA848 *
	Denali	Green / WA214M Black / WA848 *	Green / WA214M Black / WA848 *	Silver / WA9967	Use Exterior Base Color	Gray / WA110D Tan / WA149B Gray / WA184D Tan / WA195A
	Escalade	Green / WA214M	Green / WA214M Gray / WA646H Silver / WA733J Black / WA848 *	Silver / WA9967	Use Exterior Base Color	Gray / WA110D Tan / WA149B Black / WA167A Brown / WA247C Black / WA642H
	Escalade ESV	Green / WA214M	Green / WA214M Gray / WA646H Silver / WA733J Black / WA848 *	Silver / WA9967	Use Exterior Base Color	Gray / WA110D Tan / WA149B Black / WA167A Brown / WA247C Black / WA642H
	Escalade EXT	Green / WA214M	Green / WA214M Gray / WA501F Gray / WA646H Silver / WA733J Black / WA848 *	Silver / WA9967	Use Exterior Base Color	Gray / WA110D Tan / WA149B Black / WA167A Brown / WA247C Black / WA642H Black / WA848
	Grand Prix	Green / WA214M Black / WA207D	Black / WA848 *	Gray / WA8945 Silver / WA9967	Use Exterior Base Color	Tan / WA104D Black / WA167A Tan / WA329N Tan / WA830K Tan / WA949L
	SSR	Green / WA214M	Green / WA214M Silver / WA147L	Silver / WA140L Silver / WA8867	Blue / WA795J	Black / WA167A
	Suburban	Green / WA214M Gray / WA500F Silver / WA926L Tan / WA929L Black / WA848 *	Green / WA214M Gray / WA500F Black / WA848 *	Silver / WA9967	Use Exterior Base Color	Gray / WA110D Tan / WA149B Black / WA167A Tan / WA195A Black / WA642H
	Tahoe	Green / WA214M Gray / WA500F Silver / WA926L Tan / WA929L Black / WA848 *	Green / WA214M Gray / WA500F Black / WA848 *	Silver / WA9967	Use Exterior Base Color	Gray / WA110D Tan / WA149B Black / WA167A Tan / WA195A Black / WA642H
	Yukon	Green / WA214M Silver / WA926L Tan / WA929L Black / WA848 *	Gray / WA500F Black / WA848 *	Silver / WA9967	Use Exterior Base Color	Gray / WA110D Tan / WA149B Black / WA167A Tan / WA195A Black / WA642H
	WA215M / 38 Emerald Jewel Metallic	Envoy	Green / WA215M Gray / WA960L	Black / WA207D Gray / WA646H Black / WA848 *	Silver / WA6248 Gray / WA6272 Silver / WA778J Silver / WA9967	Use Exterior Base Color
G6		Green / WA215M	Black / WA848 *	Gray / WA8798 Silver / WA9021 Silver / WA9967	Green / WA264C	Black / WA167A Tan / WA9772 Gray / WA9781
(Cont'd.)						

All colors represented within this Guide are colors printed in the 2006 Color Manual. The color may not be printed in the Color Manual under the same category as represented within this Guide. **Example:** A bumper color chip may be found in the Exterior color section. Refer to all color chips under General Motors. * To determine the gloss level of WA848 Black, refer to **Miscellaneous** section.



Exterior Body Color	Model Name	Accent	Accessory	Wheel	Underhood	Interior
		Bumper/Fascia/Cladding Lower Tu-Tone Molding/Rocker Molding Wheel Flares	Grille/Air Dam Running Board/Step Pad Exterior Door Handle Roof Rail/Cargo Cover Roof Rack/Miscellaneous			
WA215M / 38 Emerald Jewel Metallic (Cont'd.)	Montana SV6	Green / WA215M Gray / WA183E	Gray / WA183E Black / WA848 *	Silver / WA9967	Use Exterior Base Color	Black / WA167A Tan / WA830K Tan / WA831K Gray / WA9779 Gray / WA9781
	Relay	Green / WA215M	Black / WA848 *	Silver / WA9967 Gray / WA9789	Use Exterior Base Color	Black / WA167A Tan / WA830K Tan / WA831K Gray / WA9779 Gray / WA9781
	Solstice	Green / WA215M Gray / WA501F	Silver / WA994L	Silver / WA234M	Use Exterior Base Color	Black / WA167A Silver / WA324N Gray / WA610F
	Terraza	Green / WA215M	Black / WA848 *	Silver / WA9967	Use Exterior Base Color	Black / WA167A Tan / WA830K Tan / WA831K Brown / WA935L Gray / WA9779 Gray / WA9781
	TrailBlazer	Green / WA215M Black / WA207D Tan / WA929L Silver / WA994L	Black / WA207D Black / WA848 *	Silver / WA6248 Gray / WA6272 Silver / WA778J Gray / WA9243 Silver / WA9967	Use Exterior Base Color	Gray / WA104D Black / WA167A Tan / WA830K Gray / WA9780 Gray / WA9781
	Uplander	Green / WA215M Gray / WA183E	Gray / WA183E Black / WA848 *	Silver / WA9967	Use Exterior Base Color	Black / WA167A Tan / WA830K Tan / WA831K Gray / WA9779 Gray / WA9781
WA218M / 21 Laser Blue Metallic	Cobalt	Blue / WA218M	Blue / WA218M Black / WA207D Black / WA848 *	Silver / WA9967 Silver / WA263M	Blue / WA223M	Gray / WA104D Black / WA167A Brown / WA9648 Tan / WA9772 Gray / WA9781 Gray / WA9902
	Impala	Blue / WA218M	Black / WA207D Black / WA848 *	Silver / WA9967	Blue / WA223M	Black / WA167A Gray / WA235M Gray / WA311N Gray / WA313N Gray / WA328N Brown / WA935L Tan / WA9772
	Ion	Blue / WA218M	Blue / WA218M Black / WA848 *	Gray / WA162D Silver / WA6248 Gray / WA8945 Gray / WA9789 Silver / WA9967	Use Exterior Base Color	Tan / WA149B Black / WA167A Silver / WA744J Brown / WA9648 Tan / WA9772 Gray / WA9779 Gray / WA9902
	Malibu / Malibu Maxx	Blue / WA218M	Gray / WA501F Black / WA848 *	Silver / WA9967 Gray / WA8798	Use Exterior Base Color	Black / WA167A Gray / WA311N Gray / WA313N Brown / WA935L Tan / WA9772
	Monte Carlo	Blue / WA218M Black / WA207D	Black / WA207D Black / WA848 *	Silver / WA9967	Blue / WA223M	Gray / WA104D Black / WA167A Gray / WA311N Gray / WA313N Tan / WA9772
	Pursuit	Blue / WA218M	Blue / WA218M Black / WA207D Black / WA848 *	Silver / WA9967 Silver / WA263M	Blue / WA223M	Gray / WA104D Black / WA167D Gray / WA9781
	Vue	Blue / WA218M Gray / WA501F	Gray / WA501F Black / WA848 *	Silver / WA9967 Gray / WA951K Silver / WA569F	Use Exterior Base Color	Tan / WA149B Black / WA167A Tan / WA826K Tan / WA9772 Gray / WA9779

All colors represented within this Guide are colors printed in the 2006 Color Manual. The color may not be printed in the Color Manual under the same category as represented within this Guide. **Example:** A bumper color chip may be found in the Exterior color section. Refer to all color chips under General Motors. * To determine the gloss level of WA848 Black, refer to **Miscellaneous** section.



Exterior Body Color	Model Name	Accent	Accessory	Wheel	Underhood	Interior
		Bumper/Fascia/Cladding Lower Tu-Tone Molding/Rocker Molding Wheel Flares	Grille/Air Dam Running Board/Step Pad Exterior Door Handle Roof Rail/Cargo Cover Roof Rack/Miscellaneous			
WA220M / 18 Desert Sand Metallic	Hummer H2 SUV and SUT	Tan / WA220M	Tan / WA220M Black / WA848 *	Silver / WA9967	Use Exterior Base Color	Gray / WA104D Black / WA167A Tan / WA504F
WA227M / 21 Laser Blue Metallic	Equinox	Blue / WA227M Black / WA207D	Black / WA207D Black / WA848 *	Silver / WA8867 Silver / WA9967		Black / WA167A Silver / WA733J Tan / WA830K Brown / WA832K Gray / WA9780 Gray / WA9781
	Torrent	Blue / WA227M Black / WA207D	Black / WA207D Silver / WA569F Black / WA848 *	Silver / WA8867 Silver / WA9967		Black / WA167A Tan / WA830K Gray / WA8489 Gray / WA9781
WA228M / 64 Salsa Red Metallic	Equinox	Red / WA228M Black / WA207D	Black / WA207D Black / WA848 *	Silver / WA8867 Silver / WA9967		Black / WA167A Tan / WA830K Brown / WA832K Gray / WA9780 Gray / WA9781
	Torrent	Red / WA228M Black / WA207D	Black / WA207D Silver / WA569F Black / WA848 *	Silver / WA8867 Silver / WA9967		Black / WA167A Tan / WA830K Gray / WA8489 Gray / WA9781
WA231M / 15 Cashmere Metallic	Equinox	Tan / WA231M Black / WA207D	Black / WA207D Black / WA848 *	Silver / WA8867 Silver / WA9967		Black / WA167A Silver / WA733J Tan / WA830K Brown / WA832K Gray / WA9780 Gray / WA9781
	Torrent	Tan / WA231M Black / WA207D	Black / WA207D Silver / WA569F Black / WA848 *	Silver / WA8867 Silver / WA9967		Black / WA167A Tan / WA830K Gray / WA8489 Gray / WA9781
WA232M / 42 Tarnished Silver Met	Equinox	Silver / WA232M Black / WA207D	Black / WA207D Black / WA848 *	Silver / WA8867 Silver / WA9967		Black / WA167A Silver / WA733J Tan / WA830K Brown / WA832K Gray / WA9780 Gray / WA9781
	Torrent	Silver / WA232M Black / WA207D	Black / WA207D Silver / WA569F Black / WA848 *	Silver / WA8867 Silver / WA9967		Black / WA167A Tan / WA830K Gray / WA8489 Gray / WA9781
WA253A / 86 Wheatland Yellow	Kodiak	Black / WA8555 Gray / WA6272	Yellow / WA253A Gray / WA6272 Black / WA848 *	Gray / WA6277		Tan / WA195A Black / WA642H
	Topkick	Black / WA8555 Gray / WA6272	Yellow / WA253A Gray / WA6248 Gray / WA6272 Black / WA848 *	Gray / WA6277		Tan / WA195A Black / WA642H
	T-Series Medium Duty	Gray / WA6272	Black / WA154D Gray / WA6272 Black / WA848 *	Gray / WA6277		Gray / WA8247
WA300M / 77 Glacier Gold Pearl	DTS	Gold / WA300M	Gold / WA300M Gray / WA9817 Black / WA848 *	Silver / WA9967	Gray / WA688H	Tan / WA149B Black / WA167A Gray / WA311N Gray / WA313N Black / WA400G Tan / WA830K Brown / WA935L
WA300N / 45 Velocity Yellow	Corvette	Yellow / WA300N	Black / WA848 *	Silver / WA837K Gray / WA9243	Use Exterior Base Color	Black / WA167A Red / WA217M Gray / WA226M Gray / WA311N Tan / WA830K Gray / WA8489

All colors represented within this Guide are colors printed in the 2006 Color Manual. The color may not be printed in the Color Manual under the same category as represented within this Guide. **Example:** A bumper color chip may be found in the Exterior color section. Refer to all color chips under General Motors. * To determine the gloss level of WA848 Black, refer to **Miscellaneous** section.



Exterior Body Color	Model Name	Accent	Accessory	Wheel	Underhood	Interior
		Bumper/Fascia/Cladding Lower Tu-Tone Molding/Rocker Molding Wheel Flares	Grille/Air Dam Running Board/Step Pad Exterior Door Handle Roof Rail/Cargo Cover Roof Rack/Miscellaneous			
WA301N / 80 Red Jewel Metallic	Corvette	Red / WA301N	Black / WA848 *	Silver / WA837K	Use Exterior Base Color	Black / WA167A Red / WA217M Gray / WA226M Gray / WA311N Tan / WA830K Gray / WA8489
	CTS	Red / WA301N	Red / WA301N Gray / WA8945	Silver / WA6248 Gray / WA8798 Silver / WA9967	Red / WA5382	Black / WA167A Tan / WA830K Brown / WA935L Gray / WA9781
	Envoy	Red / WA301N Gray / WA960L	Black / WA207D Gray / WA646H Black / WA848 *	Silver / WA6248 Gray / WA6272 Silver / WA778J Silver / WA9967	Use Exterior Base Color	Gray / WA104D Black / WA167A Gray / WA646H Tan / WA830K Gray / WA9780 Gray / WA9781
	Rainier	Red / WA301N Black / WA207D	Gray / WA391E Black / WA848 *	Gray / WA6272 Silver / WA778J Gray / WA9243 Silver / WA9967	Use Exterior Base Color	Gray / WA104D Black / WA167A Tan / WA830K Brown / WA935L Gray / WA9780 Gray / WA9781
	SRX	Red / WA301N	Silver / WA267M Black / WA848 *	Gray / WA8945 Silver / WA9967	Red / WA5382	Black / WA167A Tan / WA830K Brown / WA935L Gray / WA9781
	STS	Red / WA301N Gray / WA8945	Silver / WA267M Gray / WA8945 Black / WA848 *	Silver / WA9021	Red / WA5382	Black / WA167A Tan / WA830K Brown / WA832K Gray / WA9781
	TrailBlazer	Red / WA301N Black / WA207D Tan / WA929L Silver / WA994L	Black / WA207D Black / WA848 *	Silver / WA6248 Gray / WA6272 Silver / WA778J Gray / WA9243 Silver / WA9967	Use Exterior Base Color	Gray / WA104D Black / WA167A Tan / WA830K Gray / WA9780 Gray / WA9781
	XLR	Red / WA301N	Black / WA848 *	Silver / WA9967	Use Exterior Base Color	Tan / WA149B Black / WA167A
WA304N / 69 Daytona Blue Metallic	HHR	Blue / WA304N Gray / WA501F	Black / WA848 *	Silver / WA9967	Blue / WA223M	Gray / WA104D Gray / WA610F Tan / WA830K Tan / WA832K Gray / WA9781 Gray / WA9902
WA306N / 32 Savannah Green Metallic	Ion	Green / WA306N	Green / WA306N Black / WA848 *	Gray / WA162D Silver / WA6248 Gray / WA8945 Gray / WA9789 Silver / WA9967	Use Exterior Base Color	Tan / WA149B Black / WA167A Silver / WA744J Brown / WA9648 Tan / WA9772 Gray / WA9779 Gray / WA9902
	Vue	Green / WA306N Gray / WA501F	Gray / WA501F Black / WA848 *	Silver / WA9967 Gray / WA951K	Use Exterior Base Color	Tan / WA149B Black / WA167A Tan / WA826K Tan / WA9772 Gray / WA9779
WA316N / 51 Gold Mist Metallic	XLR	Gold / WA316N	Black / WA848 *	Silver / WA9967	Use Exterior Base Color	Tan / WA149B Black / WA167A
WA317N / 53 Antique Bronze Metallic	CTS	Tan / WA317N	Gray / WA8945 Black / WA848 *	Silver / WA6248 Gray / WA8798 Silver / WA9967	Tan / WA880K	Black / WA167A Tan / WA830K Brown / WA935L Gray / WA9781
	DTS	Tan / WA317N	Tan / WA317N Gray / WA9817 Black / WA848 *	Silver / WA9967	Tan / WA880K	Tan / WA149B Black / WA167A Tan / WA830K Brown / WA935L
(Cont'd.)						

All colors represented within this Guide are colors printed in the 2006 Color Manual. The color may not be printed in the Color Manual under the same category as represented within this Guide. **Example:** A bumper color chip may be found in the Exterior color section. Refer to all color chips under General Motors. * To determine the gloss level of WA848 Black, refer to **Miscellaneous** section.



Exterior Body Color	Model Name	Accent	Accessory	Wheel	Underhood	Interior
		Bumper/Fascia/Cladding Lower Tu-Tone Molding/Rocker Molding Wheel Flares	Grille/Air Dam Running Board/Step Pad Exterior Door Handle Roof Rail/Cargo Cover Roof Rack/Miscellaneous			
WA317N / 53 Antique Bronze Metallic (Cont'd.)	Grand Prix	Tan / WA317N Black / WA207D	Black / WA848 *	Gray / WA8945 Silver / WA9967	Use Exterior Base Color	Tan / WA104D Black / WA167A Tan / WA329N Tan / WA830K Tan / WA949L
	Impala	Tan / WA317N	Black / WA207D Black / WA848 *	Silver / WA9967	Blue / WA223M	Black / WA167A Gray / WA235M Gray / WA311N Gray / WA313N Gray / WA328N Brown / WA935L Tan / WA9772
	LaCrosse	Tan / WA317N Black / WA207D	Black / WA207D Black / WA848 *	Silver / WA9967	Use Exterior Base Color	Black / WA167A Gray / WA235M Gray / WA236M Black / WA563F Gray / WA922L Gray / WA924L Brown / WA9648 Tan / WA9772
	Lucerne	Tan / WA317N	Black / WA8555	Silver / WA263M Gray / WA951K Silver / WA9967	Tan / WA880K	Black / WA167A Gray / WA311N Black / WA563F Tan / WA830K Tan / WA831K Brown / WA832K
	Montana SV6	Tan / WA317N Gray / WA183E	Gray / WA183E Black / WA848 *	Silver / WA9967	Use Exterior Base Color	Black / WA167A Tan / WA830K Tan / WA831K Gray / WA9779 Gray / WA9781
	Monte Carlo	Tan / WA317N Black / WA207D	Black / WA207D Black / WA848 *	Silver / WA9967	Tan / WA880K	Gray / WA104D Black / WA167A Gray / WA311N Gray / WA313N Tan / WA9772
	Relay	Tan / WA317N	Black / WA848 *	Silver / WA9967 Gray / WA9789	Use Exterior Base Color	Black / WA167A Tan / WA830K Tan / WA831K Gray / WA9779 Gray / WA9781
	SRX	Tan / WA317N	Silver / WA267M Black / WA848 *	Gray / WA8945 Silver / WA9967	Tan / WA880K	Black / WA167A Tan / WA830K Brown / WA935L Gray / WA9781
	STS	Tan / WA317N Gray / WA8945	Silver / WA267M Gray / WA8945 Black / WA848 *	Silver / WA9021	Tan / WA880K	Black / WA167A Tan / WA830K Brown / WA832K Gray / WA9781
	Terraza	Tan / WA317N	Black / WA848 *	Silver / WA9967	Use Exterior Base Color	Black / WA167A Tan / WA830K Tan / WA831K Brown / WA935L Gray / WA9779 Gray / WA9781
	Uplander	Tan / WA317N Gray / WA183E	Gray / WA183E Black / WA848 *	Silver / WA9967	Use Exterior Base Color	Black / WA167A Tan / WA830K Tan / WA831K Gray / WA9779 Gray / WA9781
	WA320N / 71 Lunar Quartz Metallic (Cont'd.)	CTS	Purple / WA320N	Gray / WA8945 Black / WA848 *	Silver / WA6248 Gray / WA8798 Silver / WA9967	Purple / WA209B
SRX		Purple / WA320N	Silver / WA267M Black / WA848 *	Gray / WA8945 Silver / WA9967	Purple / WA209B	Black / WA167A Tan / WA830K Brown / WA935L Gray / WA9781

All colors represented within this Guide are colors printed in the 2006 Color Manual. The color may not be printed in the Color Manual under the same category as represented within this Guide. **Example:** A bumper color chip may be found in the Exterior color section. Refer to all color chips under General Motors. * To determine the gloss level of WA848 Black, refer to **Miscellaneous** section.



Exterior Body Color	Model Name	Accent	Accessory	Wheel	Underhood	Interior
		Bumper/Fascia/Cladding Lower Tu-Tone Molding/Rocker Molding Wheel Flares	Grille/Air Dam Running Board/Step Pad Exterior Door Handle Roof Rail/Cargo Cover Roof Rack/Miscellaneous			
WA320N / 71 Lunar Quartz Metallic (Cont'd.)	STS	Purple / WA320N Gray / WA8945	Silver / WA267M Gray / WA8945 Black / WA848 *	Silver / WA9021	Purple / WA209B	Black / WA167A Tan / WA830K Brown / WA832K Gray / WA9781
WA322N / 55 Fusion Orange Metallic	Ion	Orange / WA322N	Orange / WA322N Black / WA848 *	Gray / WA162D Silver / WA6248 Gray / WA8945 Gray / WA9789 Silver / WA9967	Use Exterior Base Color	Tan / WA149B Black / WA167A Silver / WA744J Brown / WA9648 Tan / WA9772 Gray / WA9779 Gray / WA9902
	Vue	Orange / WA322N Gray / WA501F	Gray / WA501F Black / WA848 *	Silver / WA9967 Gray / WA951K	Use Exterior Base Color	Tan / WA149B Black / WA167A Tan / WA826K Tan / WA9772 Gray / WA9779
WA349D / 23 Medium Blue	T-Series Medium Duty	Gray / WA6272	Black / WA154D Gray / WA6272 Black / WA848 *	Gray / WA6277		Gray / WA8247
WA365N / 36 Marlin Green Met	Equinox	Green / WA365N Black / WA207D	Black / WA207D Black / WA848 *	Silver / WA8867 Silver / WA9967		Black / WA167A Silver / WA733J Tan / WA830K Brown / WA832K Gray / WA9780 Gray / WA9781
	Torrent	Green / WA365N Black / WA207D	Black / WA207D Silver / WA569F Black / WA848 *	Silver / WA8867 Silver / WA9967		Black / WA167A Tan / WA830K Gray / WA8489 Gray / WA9781
WA366N / 71 Lunar Quartz Metallic	Equinox	Purple / WA366N Black / WA207D	Black / WA207D Black / WA848 *	Silver / WA8867 Silver / WA9967		Black / WA167A Silver / WA733J Tan / WA830K Brown / WA832K Gray / WA9780 Gray / WA9781
	Torrent	Purple / WA366N Black / WA207D	Black / WA207D Silver / WA569F Black / WA848 *	Silver / WA8867 Silver / WA9967		Black / WA167A Tan / WA830K Gray / WA8489 Gray / WA9781
WA368N / 99 Gunmetal Metallic	DTS	Gray / WA368N	Gray / WA368N Gray / WA9817 Black / WA848 *	Silver / WA9967	Gray / WA314C	Tan / WA149B Black / WA167A Gray / WA311N Gray / WA313N Tan / WA830K Brown / WA935L
	Lucerne	Gray / WA368N	Black / WA8555	Silver / WA263M Gray / WA951K Silver / WA9967	Gray / WA314C	Black / WA167A Gray / WA311N Gray / WA313N Black / WA563F Tan / WA830K Tan / WA831K Brown / WA832K
WA379E / 86 Red Tintcoat Metallic	DTS	Red / WA379E	Red / WA379E Gray / WA9817 Black / WA848 *	Silver / WA9967	Red / WA210B	Tan / WA149B Black / WA167A Gray / WA311N Gray / WA313N Tan / WA830K Brown / WA935L
	Lucerne	Red / WA379E	Black / WA8555	Silver / WA263M Gray / WA951K Silver / WA9967	Red / WA210B	Black / WA167A Gray / WA311N Gray / WA313N Black / WA563F Tan / WA830K Tan / WA831K Brown / WA832K
WA382E / 11 Pewter Metallic	Hummer H2 SUV and SUT	Silver / WA382E	Silver / WA382E Black / WA848 *	Silver / WA9967	Use Exterior Base Color	Gray / WA104D Black / WA167A Tan / WA504F

All colors represented within this Guide are colors printed in the 2006 Color Manual. The color may not be printed in the Color Manual under the same category as represented within this Guide. **Example:** A bumper color chip may be found in the Exterior color section. Refer to all color chips under General Motors. * To determine the gloss level of WA848 Black, refer to **Miscellaneous** section.



Exterior Body Color	Model Name	Accent	Accessory	Wheel	Underhood	Interior
		Bumper/Fascia/Cladding Lower Tu-Tone Molding/Rocker Molding Wheel Flares	Grille/Air Dam Running Board/Step Pad Exterior Door Handle Roof Rail/Cargo Cover Roof Rack/Miscellaneous			
WA423G / 79 Yellow	SSR	Yellow / WA423G	Yellow / WA423G Silver / WA147L	Silver / WA140L Silver / WA8867	Yellow / WA772J	Black / WA167A
WA5456 / 43 Yellow	Canyon	Yellow / WA5456 Gray / WA501F	Yellow / WA5456 Gray / WA501F Black / WA848 *	Silver / WA9967	Use Exterior Base Color	Gray / WA104D Gray / WA109D Gray / WA110D Black / WA167A Black / WA642H Tan / WA830K Tan / WA831K Gray / WA912K
	Colorado	Yellow / WA5456 Gray / WA501F	Yellow / WA5456 Gray / WA501F Black / WA848 *	Silver / WA9967	Use Exterior Base Color	Gray / WA104D Gray / WA109D Gray / WA110D Black / WA167A Black / WA642H Tan / WA830K Tan / WA831K Gray / WA912K
	Hummer H2 SUV and SUT	Yellow / WA5456	Yellow / WA5456 Black / WA848 *	Silver / WA9967	Use Exterior Base Color	Gray / WA104D Black / WA167A Tan / WA504F
	Hummer H3	Gray / WA501F	Yellow / WA5456 Gray / WA501F	Silver / WA9967	Use Exterior Base Color	Black / WA167A Tan / WA830K Tan / WA949L
WA633H / 71 Sunset Orange Metallic	Corvette	Orange / WA633H	Black / WA848 *	Silver / WA837K Gray / WA9243	Use Exterior Base Color	Black / WA167A Red / WA217M Gray / WA226M Gray / WA311N Tan / WA830K Gray / WA8489
WA686H / 96U Bright White	Equinox	White / WA686H Black / WA207D	Black / WA207D Black / WA848 *	Silver / WA8867 Silver / WA9967		Black / WA167A Silver / WA733J Tan / WA830K Brown / WA832K Gray / WA9780 Gray / WA9781
	Torrent	White / WA686H Black / WA207D	Black / WA207D Silver / WA569F Black / WA848 *	Silver / WA8867 Silver / WA9967		Black / WA167A Tan / WA830K Gray / WA8489 Gray / WA9781
WA687H / 18U Silver Metallic	Equinox	Silver / WA687H Black / WA207D	Black / WA207D Black / WA848 *	Silver / WA8867 Silver / WA9967		Black / WA167A Silver / WA733J Tan / WA830K Brown / WA832K Gray / WA9780 Gray / WA9781
	Torrent	Silver / WA687H Black / WA207D	Black / WA207D Silver / WA569F Black / WA848 *	Silver / WA8867 Silver / WA9967		Black / WA167A Tan / WA830K Gray / WA8489 Gray / WA9781
WA703J / 22 Superior Blue Metallic	Canyon	Blue / WA703J Gray / WA501F	Blue / WA703J Gray / WA501F Black / WA848 *	Silver / WA9967	Use Exterior Base Color	Gray / WA104D Gray / WA109D Gray / WA110D Black / WA167A Black / WA642H Tan / WA830K Tan / WA831K Gray / WA912K
	Colorado	Blue / WA703J Gray / WA501F	Blue / WA703J Gray / WA501F Black / WA848 *	Silver / WA9967	Use Exterior Base Color	Gray / WA104D Gray / WA109D Gray / WA110D Black / WA167A Black / WA642H Tan / WA830K Tan / WA831K Gray / WA912K
(Cont'd.)						

All colors represented within this Guide are colors printed in the 2006 Color Manual. The color may not be printed in the Color Manual under the same category as represented within this Guide. **Example:** A bumper color chip may be found in the Exterior color section. Refer to all color chips under General Motors. * To determine the gloss level of WA848 Black, refer to **Miscellaneous** section.



Exterior Body Color	Model Name	Accent	Accessory	Wheel	Underhood	Interior
		Bumper/Fascia/Cladding Lower Tu-Tone Molding/Rocker Molding Wheel Flares	Grille/Air Dam Running Board/Step Pad Exterior Door Handle Roof Rail/Cargo Cover Roof Rack/Miscellaneous			
WA703J / 22 Superior Blue Metallic (Cont'd.)	Envoy	Blue / WA703J Gray / WA960L	Black / WA207D Gray / WA646H Black / WA848 *	Silver / WA6248 Gray / WA6272 Silver / WA778J Silver / WA9967	Use Exterior Base Color	Gray / WA104D Black / WA167A Gray / WA646H Tan / WA830K Gray / WA9780 Gray / WA9781
	Hummer H3	Gray / WA501F	Blue / WA703J Gray / WA501F	Silver / WA9967	Use Exterior Base Color	Black / WA167A Tan / WA830K Tan / WA949L
	Impala	Blue / WA703J	Black / WA207D Black / WA848 *	Silver / WA9967	Blue / WA792J	Black / WA167A Gray / WA235M Gray / WA311N Gray / WA313N Gray / WA328N Brown / WA935L Tan / WA9772
	LaCrosse	Blue / WA703J Black / WA207D	Black / WA207D Black / WA848 *	Silver / WA9967	Use Exterior Base Color	Black / WA167A Gray / WA235M Gray / WA236M Black / WA563F Gray / WA922L Gray / WA924L Brown / WA9648 Tan / WA9772
	Monte Carlo	Blue / WA703J Black / WA207D	Black / WA207D Black / WA848 *	Silver / WA9967	Blue / WA792J	Gray / WA104D Black / WA167A Gray / WA311N Gray / WA313N Tan / WA9772
	Rainier	Blue / WA703J Black / WA207D	Gray / WA391E Black / WA848 *	Gray / WA6272 Silver / WA778J Gray / WA9243 Silver / WA9967	Use Exterior Base Color	Gray / WA104D Black / WA167A Tan / WA830K Brown / WA935L Gray / WA9780 Gray / WA9781
	TrailBlazer	Blue / WA703J Black / WA207D Tan / WA929L Silver / WA994L	Black / WA207D Black / WA848 *	Silver / WA6248 Gray / WA6272 Silver / WA778J Gray / WA9243 Silver / WA9967	Use Exterior Base Color	Gray / WA104D Black / WA167A Tan / WA830K Gray / WA9780 Gray / WA9781
WA722J / 25 Dark Ming Blue Metallic	Avalanche	Blue / WA722J Gray / WA501F	Blue / WA722J Gray / WA501F Black / WA848 *	Silver / WA9967	Use Exterior Base Color	Gray / WA110D Tan / WA149B Black / WA167A Tan / WA195A Black / WA642H Black / WA848
	CTS	Blue / WA722J	Gray / WA8945 Black / WA848 *	Silver / WA6248 Gray / WA8798 Silver / WA9967	Blue / WA154A	Black / WA167A Tan / WA830K Brown / WA935L Gray / WA9781
	DTS	Blue / WA722J	Blue / WA722J Gray / WA9817 Black / WA848 *	Silver / WA9967	Blue / WA154A	Tan / WA149B Black / WA167A Gray / WA311N Gray / WA313N Black / WA400G Tan / WA830K Brown / WA935L
	Escalade	Blue / WA722J	Blue / WA722J Gray / WA646H Silver / WA733J Black / WA848 *	Silver / WA9967	Use Exterior Base Color	Gray / WA110D Tan / WA149B Black / WA167A Brown / WA247C Black / WA642H
	Express		Black / WA848 *	Silver / WA6248	Blue / WA154A	Tan / WA149B Black / WA167A Gray / WA184D Tan / WA195A Gray / WA9780 Gray / WA9902

All colors represented within this Guide are colors printed in the 2006 Color Manual. The color may not be printed in the Color Manual under the same category as represented within this Guide. **Example:** A bumper color chip may be found in the Exterior color section. Refer to all color chips under General Motors. * To determine the gloss level of WA848 Black, refer to **Miscellaneous** section.



Exterior Body Color	Model Name	Accent	Accessory	Wheel	Underhood	Interior
		Bumper/Fascia/Cladding Lower Tu-Tone Molding/Rocker Molding Wheel Flares	Grille/Air Dam Running Board/Step Pad Exterior Door Handle Roof Rail/Cargo Cover Roof Rack/Miscellaneous			
WA722J / 25 Dark Ming Blue Metallic (Cont'd.)	Lucerne	Blue / WA722J	Black / WA8555	Silver / WA263M Gray / WA951K Silver / WA9967	Blue / WA154A	Tan / WA149B Black / WA167A Gray / WA311N Gray / WA313N Black / WA400G Black / WA563F Tan / WA830K Tan / WA831K Brown / WA832K
	Malibu / Malibu Maxx	Blue / WA722J	Gray / WA501F Black / WA848 *	Gray / WA8798 Silver / WA9967	Use Exterior Base Color	Black / WA167A Gray / WA311N Gray / WA313N Brown / WA935L Tan / WA9772
	Montana SV6	Blue / WA722J Gray / WA183E	Gray / WA183E Black / WA848 *	Silver / WA9967	Use Exterior Base Color	Black / WA167A Tan / WA830K Tan / WA831K Gray / WA9779 Gray / WA9781
	Relay	Blue / WA722J	Black / WA848 *	Gray / WA9789 Silver / WA9967	Use Exterior Base Color	Black / WA167A Tan / WA830K Tan / WA831K Gray / WA9779 Gray / WA9781
	Savana		Black / WA848 *	Silver / WA6248	Blue / WA154A	Tan / WA149B Black / WA167A Gray / WA184D Tan / WA195A Gray / WA9780 Gray / WA9902
	Sierra	Gray / WA500F Black / WA8555 Silver / WA8867 Silver / WA926L Black / WA848 *	Gray / WA500F Black / WA848 *	Gray / WA6277 Silver / WA8867 Silver / WA9967	Use Exterior Base Color	Gray / WA110D Tan / WA149B Black / WA167A Tan / WA195A Black / WA642H
	Silverado	Gray / WA500F Black / WA8555 Silver / WA8867 Silver / WA926L Black / WA848 *	Blue / WA722J Gray / WA500F Black / WA848 *	Gray / WA6277 Silver / WA8867 Silver / WA9967	Use Exterior Base Color	Gray / WA110D Tan / WA149B Black / WA167A Tan / WA195A Black / WA642H
	Solstice	Blue / WA722J Gray / WA501F	Silver / WA994L	Silver / WA234M	Use Exterior Base Color	Black / WA167A Silver / WA324N Gray / WA610F Tan / WA830K Gray / WA923L Gray / WA925L
	SRX	Blue / WA722J	Silver / WA267M Black / WA848 *	Gray / WA8945 Silver / WA9967	Blue / WA154A	Black / WA167A Tan / WA830K Brown / WA935L Gray / WA9781
	STS	Blue / WA722J Gray / WA8945	Silver / WA267M Gray / WA8945 Black / WA848 *	Silver / WA9021	Blue / WA154A	Black / WA167A Tan / WA830K Brown / WA832K Gray / WA9781
	Suburban	Blue / WA722J Gray / WA500F Silver / WA926L Tan / WA929L Black / WA848 *	Blue / WA722J Gray / WA500F Black / WA848 *	Silver / WA9967	Use Exterior Base Color	Gray / WA110D Tan / WA149B Black / WA167A Tan / WA195A Black / WA642H
	Tahoe	Blue / WA722J Gray / WA500F Silver / WA926L Tan / WA929L Black / WA848 *	Blue / WA722J Gray / WA500F Black / WA848 *	Silver / WA9967 Black / WA8555	Use Exterior Base Color	Gray / WA110D Tan / WA149B Black / WA167A Tan / WA195A Black / WA642H
	(Cont'd.)					

All colors represented within this Guide are colors printed in the 2006 Color Manual. The color may not be printed in the Color Manual under the same category as represented within this Guide. **Example:** A bumper color chip may be found in the Exterior color section. Refer to all color chips under General Motors. * To determine the gloss level of WA848 Black, refer to **Miscellaneous** section.



Exterior Body Color	Model Name	Accent	Accessory	Wheel	Underhood	Interior
		Bumper/Fascia/Cladding Lower Tu-Tone Molding/Rocker Molding Wheel Flares	Grille/Air Dam Running Board/Step Pad Exterior Door Handle Roof Rail/Cargo Cover Roof Rack/Miscellaneous			
WA722J / 25 Dark Ming Blue Metallic (Cont'd.)	Terraza	Blue / WA722J	Black / WA848 *	Silver / WA9967	Use Exterior Base Color	Black / WA167A Tan / WA830K Tan / WA831K Brown / WA935L Gray / WA9779 Gray / WA9781
	Uplander	Blue / WA722J Gray / WA183E	Gray / WA183E Black / WA848 *	Silver / WA9967	Use Exterior Base Color	Black / WA167A Tan / WA830K Tan / WA831K Gray / WA9779 Gray / WA9781
	Yukon	Blue / WA722J Silver / WA926L Tan / WA929L Black / WA848 *	Gray / WA500F Black / WA848 *	Silver / WA9967	Use Exterior Base Color	Gray / WA110D Tan / WA149B Black / WA167A Tan / WA195A Black / WA642H
WA7156 / 46 Dark Woodland Green	T-Series Medium Duty	Gray / WA6272	Black / WA154D Gray / WA6272 Black / WA848 *	Gray / WA6277		Gray / WA8247
WA7475 / 72 Standard Red	T-Series Medium Duty	Gray / WA6272	Black / WA154D Gray / WA6272 Black / WA848 *	Gray / WA6277		Gray / WA8247
WA800J / 98 White Diamond Pearl	CTS	White / WA800J	Gray / WA8945 Black / WA848 *	Silver / WA6248 Gray / WA8798 Silver / WA9967	White / WA8554	Black / WA167A Tan / WA830K Brown / WA935L Gray / WA9781
	Escalade	White / WA800J	White / WA800J Gray / WA646H Silver / WA733J Black / WA848 *	Silver / WA9967	Use Exterior Base Color	Gray / WA110D Tan / WA149B Black / WA167A Brown / WA247C Black / WA642H
	Escalade ESV	White / WA800J	White / WA800J Gray / WA646H Silver / WA733J Black / WA848 *	Silver / WA9967	Use Exterior Base Color	Gray / WA110D Tan / WA149B Black / WA167A Brown / WA247C Black / WA642H
	Escalade EXT	White / WA800J	White / WA800J Gray / WA501F Gray / WA646H Silver / WA733J Black / WA848 *	Silver / WA9967	Use Exterior Base Color	Gray / WA110D Tan / WA149B Black / WA167A Brown / WA247C Black / WA642H Black / WA848
	SRX	White / WA800J	Silver / WA267M Black / WA848 *	Gray / WA8945 Silver / WA9967	White / WA8554	Black / WA167A Tan / WA830K Brown / WA935L Gray / WA9781
	STS	White / WA800J Gray / WA8945	Silver / WA267M Gray / WA8945 Black / WA848 *	Silver / WA9021	White / WA8554	Black / WA167A Tan / WA830K Brown / WA832K Gray / WA9781
WA802K / 85 Sunburst Orange Metallic	Canyon	Orange / WA802K Gray / WA501F	Orange / WA802K Gray / WA501F Black / WA848 *	Silver / WA9967	Use Exterior Base Color	Gray / WA104D Gray / WA109D Gray / WA110D Black / WA167A Black / WA642H Tan / WA830K Tan / WA831K Gray / WA912K
	Colorado	Gray / WA501F	Orange / WA802K Gray / WA501F Black / WA848 *	Silver / WA9967	Use Exterior Base Color	Gray / WA104D Gray / WA109D Gray / WA110D Black / WA167A Black / WA642H Tan / WA830K Tan / WA831K Gray / WA912K

All colors represented within this Guide are colors printed in the 2006 Color Manual. The color may not be printed in the Color Manual under the same category as represented within this Guide. **Example:** A bumper color chip may be found in the Exterior color section. Refer to all color chips under General Motors. * To determine the gloss level of WA848 Black, refer to **Miscellaneous** section.



Exterior Body Color	Model Name	Accent	Accessory	Wheel	Underhood	Interior
		Bumper/Fascia/Cladding Lower Tu-Tone Molding/Rocker Molding Wheel Flares	Grille/Air Dam Running Board/Step Pad Exterior Door Handle Roof Rail/Cargo Cover Roof Rack/Miscellaneous			
WA805K / 62 Dark Spiral Gray Metallic	Avalanche	Gray / WA805K Gray / WA501F	Gray / WA805K Gray / WA501F Black / WA848 *	Silver / WA9967	Use Exterior Base Color	Gray / WA110D Tan / WA149B Black / WA167A Tan / WA195A Black / WA642H Black / WA848
	Envoy	Gray / WA805K Gray / WA960L	Black / WA207D Gray / WA646H Black / WA848 *	Silver / WA6248 Gray / WA6272 Silver / WA778J Silver / WA9967	Use Exterior Base Color	Gray / WA104D Black / WA167A Gray / WA646H Tan / WA830K Gray / WA9780 Gray / WA9781
	Rainier	Gray / WA805K Black / WA207D	Gray / WA391E Black / WA848 *	Gray / WA6272 Silver / WA778J Gray / WA9243 Silver / WA9967	Use Exterior Base Color	Gray / WA104D Black / WA167A Tan / WA830K Brown / WA935L Gray / WA9780 Gray / WA9781
	Suburban	Gray / WA805K Gray / WA500F Silver / WA926L Tan / WA929L Black / WA848 *	Gray / WA805K Gray / WA500F Black / WA848 *	Silver / WA9967	Use Exterior Base Color	Gray / WA110D Tan / WA149B Black / WA167A Tan / WA195A Black / WA642H
	Tahoe	Gray / WA805K Gray / WA500F Silver / WA926L Tan / WA929L Black / WA848 *	Gray / WA805K Gray / WA500F Black / WA848 *	Silver / WA9967 Black / WA8555	Use Exterior Base Color	Gray / WA110D Tan / WA149B Black / WA167A Tan / WA195A Black / WA642H
	TrailBlazer	Gray / WA805K Black / WA207D Tan / WA929L Silver / WA994L	Black / WA207D Black / WA848 *	Silver / WA6248 Gray / WA6272 Silver / WA778J Gray / WA9243 Silver / WA9967	Use Exterior Base Color	Gray / WA104D Black / WA167A Tan / WA830K Gray / WA9780 Gray / WA9781
	Yukon	Gray / WA805K Silver / WA926L Tan / WA929L Black / WA848 *	Gray / WA500F Black / WA848 *	Silver / WA9967	Use Exterior Base Color	Gray / WA110D Tan / WA149B Black / WA167A Tan / WA195A Black / WA642H
WA812K / 88 Medium Spiral Gray Metallic	Ion	Gray / WA812K	Gray / WA812K Black / WA848 *	Gray / WA162D Silver / WA6248 Gray / WA8945 Gray / WA9789 Silver / WA9967	Use Exterior Base Color	Tan / WA149B Black / WA167A Silver / WA744J Brown / WA9648 Tan / WA9772 Gray / WA9779 Gray / WA9902
	Malibu / Malibu Maxx	Gray / WA812K	Gray / WA812K Black / WA848 *	Gray / WA8798 Silver / WA9967	Use Exterior Base Color	Black / WA167A Gray / WA311N Gray / WA313N Brown / WA935L Tan / WA9772
WA815K / 91 Arrival Blue Metallic	Cobalt	Blue / WA815K	Blue / WA815K Black / WA207D Black / WA848 *	Silver / WA263M Silver / WA9967	Blue / WA873K	Gray / WA104D Black / WA167A Brown / WA9648 Tan / WA9772 Gray / WA9781 Gray / WA9902
	G6	Blue / WA815K	Black / WA848 *	Gray / WA8798 Silver / WA9021 Silver / WA9967	Blue / WA873K	Black / WA167A Tan / WA9772 Gray / WA9781
	Hummer H2 SUV and SUT	Blue / WA815K	Blue / WA815K Black / WA848 *	Silver / WA9967	Use Exterior Base Color	Gray / WA104D Black / WA167A Tan / WA504F
	Ion	Blue / WA815K	Blue / WA815K Black / WA848 *	Gray / WA162D Silver / WA6248 Gray / WA8945 Gray / WA9789 Silver / WA9967	Use Exterior Base Color	Tan / WA149B Black / WA167A Silver / WA744J Brown / WA9648 Tan / WA9772 Gray / WA9779 Gray / WA9902

(Cont'd.)



Exterior Body Color	Model Name	Accent	Accessory	Wheel	Underhood	Interior
		Bumper/Fascia/Cladding Lower Tu-Tone Molding/Rocker Molding Wheel Flares	Grille/Air Dam Running Board/Step Pad Exterior Door Handle Roof Rail/Cargo Cover Roof Rack/Miscellaneous			
WA815K / 91 Arrival Blue Metallic (Cont'd.)	Pursuit	Blue / WA815K	Blue / WA815K Black / WA207D Black / WA848 *	Silver / WA263M Silver / WA9967	Blue / WA873K	Gray / WA104D Black / WA167A Gray / WA9781
	Vue	Blue / WA815K Gray / WA501F	Gray / WA501F Black / WA848 *	Silver / WA9967 Gray / WA951K Silver / WA569F	Use Exterior Base Color	Tan / WA149B Black / WA167A Tan / WA826K Tan / WA9772 Gray / WA9779
WA816K / 92 Silver Green Metallic	Malibu / Malibu Maxx	Green / WA816K	Gray / WA501F Black / WA848 *	Gray / WA8798 Silver / WA9967	Use Exterior Base Color	Black / WA167A Brown / WA935L Tan / WA9772
WA817K / 63 Sport Red Metallic	Avalanche	Red / WA817K Gray / WA501F	Red / WA817K Gray / WA501F Black / WA848 *	Silver / WA9967	Use Exterior Base Color	Gray / WA110D Tan / WA149B Black / WA167A Tan / WA195A Black / WA642H Black / WA848
	Denali	Red / WA817K Black / WA848 *	Black / WA848 *	Silver / WA9967	Use Exterior Base Color	Gray / WA110D Tan / WA149B Black / WA167A Gray / WA184D Tan / WA195A Gray / WA738H
	Escalade	Red / WA817K	Red / WA817K Gray / WA646H Silver / WA733J Black / WA848 *	Silver / WA9967	Use Exterior Base Color	Gray / WA110D Tan / WA149B Black / WA167A Brown / WA247C Black / WA642H
	Escalade ESV	Red / WA817K	Red / WA817K Gray / WA646H Silver / WA733J Black / WA848 *	Silver / WA9967	Use Exterior Base Color	Gray / WA110D Tan / WA149B Black / WA167A Brown / WA247C Black / WA642H
	Escalade EXT	Red / WA817K	Red / WA817K Gray / WA501F Gray / WA646H Silver / WA733J Black / WA848 *	Silver / WA9967	Use Exterior Base Color	Gray / WA110D Tan / WA149B Black / WA167A Brown / WA247C Black / WA642H Black / WA848
	Express		Black / WA848 *	Silver / WA6248	Red / WA5382	Tan / WA149B Black / WA167A Gray / WA184D Tan / WA195A Gray / WA9780 Gray / WA9902
	Grand Prix	Red / WA817K Black / WA207D	Black / WA848 *	Gray / WA8945 Silver / WA9967	Use Exterior Base Color	Tan / WA104D Black / WA167A Tan / WA329N Tan / WA830K Tan / WA949L
	HHR	Red / WA817K Gray / WA501F	Black / WA848 *	Silver / WA9967	Red / WA5382	Gray / WA104D Gray / WA610F Tan / WA830K Tan / WA832K Gray / WA9781 Gray / WA9902
	Impala	Red / WA817K	Black / WA207D Black / WA848 *	Silver / WA9967	Red / WA5382	Black / WA167A Gray / WA235M Gray / WA311N Gray / WA313N Gray / WA328N Brown / WA935L Tan / WA9772
	(Cont'd.)					

All colors represented within this Guide are colors printed in the 2006 Color Manual. The color may not be printed in the Color Manual under the same category as represented within this Guide. **Example:** A bumper color chip may be found in the Exterior color section. Refer to all color chips under General Motors. * To determine the gloss level of WA848 Black, refer to **Miscellaneous** section.



Exterior Body Color	Model Name	Accent	Accessory	Wheel	Underhood	Interior
		Bumper/Fascia/Cladding Lower Tu-Tone Molding/Rocker Molding Wheel Flares	Grille/Air Dam Running Board/Step Pad Exterior Door Handle Roof Rail/Cargo Cover Roof Rack/Miscellaneous			
WA817K / 63 Sport Red Metallic (Cont'd.)	Ion	Red / WA817K	Red / WA817K Black / WA848 *	Gray / WA162D Silver / WA6248 Gray / WA8945 Gray / WA9789 Silver / WA9967	Use Exterior Base Color	Tan / WA149B Black / WA167A Silver / WA744J Brown / WA9648 Tan / WA9772 Gray / WA9779 Gray / WA9902
	LaCrosse	Red / WA817K Black / WA207D	Black / WA207D Black / WA848 *	Silver / WA9967	Use Exterior Base Color	Black / WA167A Gray / WA235M Gray / WA236M Black / WA563F Gray / WA922L Gray / WA924L Brown / WA9648 Tan / WA9772
	Malibu / Malibu Maxx	Red / WA817K	Gray / WA501F Black / WA848 *	Gray / WA8798 Silver / WA9967	Use Exterior Base Color	Black / WA167A Gray / WA311N Gray / WA313N Brown / WA935L Tan / WA9772
	Monte Carlo	Red / WA817K Black / WA207D	Black / WA207D Black / WA848 *	Silver / WA9967	Red / WA5382	Gray / WA104D Black / WA167A Gray / WA311N Gray / WA313N Tan / WA9772
	Rendezvous	Red / WA817K	Gray / WA648H Black / WA848 *	Gray / WA8632 Silver / WA9967	Red / WA5382	Gray / WA104D Gray / WA226M Brown / WA404G Brown / WA738J Gray / WA739J Silver / WA744J Tan / WA9772 Gray / WA9781 Gray / WA9902
	Savana		Black / WA848 *	Silver / WA6248	Red / WA5382	Tan / WA149B Black / WA167A Gray / WA184D Tan / WA195A Gray / WA9780 Gray / WA9902
	Sierra	Gray / WA500F Black / WA8555 Silver / WA8867 Silver / WA926L	Gray / WA500F Black / WA848 *	Gray / WA6277 Silver / WA8867 Silver / WA9967	Use Exterior Base Color	Gray / WA110D Tan / WA149B Black / WA167A Tan / WA195A Black / WA642H
	Silverado	Gray / WA500F Black / WA8555 Silver / WA8867 Silver / WA926L	Red / WA817K Gray / WA500F Black / WA848 *	Gray / WA6277 Silver / WA8867 Silver / WA9967	Use Exterior Base Color	Gray / WA110D Tan / WA149B Black / WA167A Tan / WA195A Black / WA642H
	Suburban	Red / WA817K Gray / WA500F Silver / WA926L Tan / WA929L Black / WA848 *	Red / WA817K Gray / WA500F Black / WA848 *	Silver / WA9967	Use Exterior Base Color	Gray / WA110D Tan / WA149B Black / WA167A Tan / WA195A Black / WA642H
	Tahoe	Red / WA817K Gray / WA500F Silver / WA926L Tan / WA929L Black / WA848 *	Red / WA817K Gray / WA500F Black / WA848 *	Silver / WA9967 Black / WA8555	Use Exterior Base Color	Gray / WA110D Tan / WA149B Black / WA167A Tan / WA195A Black / WA642H
Yukon	Red / WA817K Silver / WA926L Tan / WA929L Black / WA848 *	Gray / WA500F Black / WA848 *	Silver / WA9967	Use Exterior Base Color	Gray / WA110D Tan / WA149B Black / WA167A Tan / WA195A Black / WA642H	

All colors represented within this Guide are colors printed in the 2006 Color Manual. The color may not be printed in the Color Manual under the same category as represented within this Guide. **Example:** A bumper color chip may be found in the Exterior color section. Refer to all color chips under General Motors. * To determine the gloss level of WA848 Black, refer to **Miscellaneous** section.



Exterior Body Color	Model Name	Accent	Accessory	Wheel	Underhood	Interior
		Bumper/Fascia/Cladding Lower Tu-Tone Molding/Rocker Molding Wheel Flares	Grille/Air Dam Running Board/Step Pad Exterior Door Handle Roof Rail/Cargo Cover Roof Rack/Miscellaneous			
WA822K / 97 Cappuccino Frost Metallic	Hummer H2 SUV and SUT	Gray / WA822K	Gray / WA822K Black / WA848 *	Silver / WA9967	Use Exterior Base Color	Gray / WA104D Black / WA167A Tan / WA504F
	Rendezvous	Gray / WA822K Tan / WA317N	Gray / WA648H Black / WA848 *	Gray / WA8632 Silver / WA9967	Gray / WA859K	Gray / WA104D Gray / WA226M Brown / WA404G Brown / WA738J Silver / WA744J Tan / WA9772
WA8265 / 61 Tan	Kodiak	Gray / WA6272	Tan / WA8265 Gray / WA6272 Black / WA848 *	Gray / WA6277		Tan / WA195A Black / WA642H
	Topkick	Gray / WA6272	Tan / WA8265 Gray / WA6248 Gray / WA6272 Black / WA848 *	Gray / WA6277		Tan / WA195A Black / WA642H
	T-Series Medium Duty	Gray / WA6272	Black / WA154D Gray / WA6272 Black / WA848 *	Gray / WA6277		Gray / WA8247
WA8554 / 40 White	DTS	White / WA8554	White / WA8554 Gray / WA9817 Black / WA848 *	Silver / WA9967	White / WA8554	Tan / WA149B Black / WA167A Gray / WA311N Gray / WA313N Black / WA400G Tan / WA830K Brown / WA935L
	G6	White / WA8554	Black / WA848 *	Gray / WA8798 Silver / WA9021 Silver / WA9967	Use Exterior Base Color	Black / WA167A Tan / WA9772 Gray / WA9781
	Grand Prix	White / WA8554 Black / WA207D	Black / WA848 *	Gray / WA8945 Silver / WA9967	Use Exterior Base Color	Tan / WA104D Black / WA167A Tan / WA329N Tan / WA830K Tan / WA949L
	Impala	White / WA8554	Black / WA207D Black / WA848 *	Silver / WA9967	Use Exterior Base Color	Black / WA167A Gray / WA235M Gray / WA311N Gray / WA313N Gray / WA328N Brown / WA935L Tan / WA9772
	LaCrosse	White / WA8554 Black / WA207D	Black / WA207D Black / WA848 *	Silver / WA9967	Use Exterior Base Color	Black / WA167A Gray / WA235M Gray / WA236M Black / WA563F Gray / WA922L Gray / WA924L Brown / WA9648 Tan / WA9772
	Lucerne	White / WA8554	Black / WA8555	Silver / WA263M Gray / WA951K Silver / WA9967	White / WA8554	Tan / WA149B Black / WA167A Gray / WA311N Gray / WA313N Black / WA400G Black / WA563F Tan / WA830K Tan / WA831K Brown / WA832K
	Malibu / Malibu Maxx	White / WA8554	Gray / WA501F Black / WA848 *	Gray / WA8798 Silver / WA9967	Use Exterior Base Color	Black / WA167A Gray / WA311N Gray / WA313N Brown / WA935L Tan / WA9772
	Monte Carlo	White / WA8554 Black / WA207D	Black / WA207D Black / WA848 *	Silver / WA9967	Use Exterior Base Color	Gray / WA104D Black / WA167A Gray / WA311N Gray / WA313N Tan / WA9772

All colors represented within this Guide are colors printed in the 2006 Color Manual. The color may not be printed in the Color Manual under the same category as represented within this Guide. **Example:** A bumper color chip may be found in the Exterior color section. Refer to all color chips under General Motors. * To determine the gloss level of WA848 Black, refer to **Miscellaneous** section.



Exterior Body Color	Model Name	Accent	Accessory	Wheel	Underhood	Interior
		Bumper/Fascia/Cladding Lower Tu-Tone Molding/Rocker Molding Wheel Flares	Grille/Air Dam Running Board/Step Pad Exterior Door Handle Roof Rail/Cargo Cover Roof Rack/Miscellaneous			
WA8555 / 41 Black	Avalanche	Black / WA8555 Gray / WA501F	Black / WA8555 Gray / WA501F Black / WA848 *	Silver / WA9967	Use Exterior Base Color	Gray / WA110D Tan / WA149B Black / WA167A Tan / WA195A Black / WA642H Black / WA848
	Canyon	Black / WA8555 Gray / WA501F	Black / WA8555 Gray / WA501F Black / WA848 *	Silver / WA9967	Use Exterior Base Color	Gray / WA104D Gray / WA109D Gray / WA110D Black / WA167A Black / WA642H Tan / WA830K Tan / WA831K Gray / WA912K
	Cobalt	Black / WA8555	Black / WA8555 Black / WA207D Black / WA848 *	Silver / WA263M Silver / WA9967	Use Exterior Base Color	Gray / WA104D Black / WA167A Brown / WA9648 Tan / WA9772 Gray / WA9781 Gray / WA9902
	Colorado	Black / WA8555 Gray / WA501F	Black / WA8555 Gray / WA501F Black / WA848 *	Silver / WA9967	Use Exterior Base Color	Gray / WA104D Gray / WA109D Gray / WA110D Black / WA167A Black / WA642H Tan / WA830K Tan / WA831K Gray / WA912K
	Corvette	Black / WA8555	Black / WA848 *	Silver / WA837K Gray / WA9243	Use Exterior Base Color	Black / WA167A Red / WA217M Gray / WA226M Gray / WA311N Tan / WA830K Gray / WA8489
	CTS	Black / WA8555	Black / WA8555 Gray / WA8945	Silver / WA569F Silver / WA6248 Gray / WA8798 Silver / WA9967	Black / WA8555	Black / WA167A Tan / WA830K Brown / WA935L Gray / WA9781
	Denali	Black / WA8555 Black / WA848 *	Black / WA8555 Black / WA848 *	Silver / WA9967	Use Exterior Base Color	Gray / WA110D Tan / WA149B Black / WA167A Gray / WA184D Tan / WA195A Gray / WA738H
	DTS	Black / WA8555	Black / WA8555 Gray / WA9817 Black / WA848 *	Silver / WA9967	Black / WA8555	Tan / WA149B Black / WA167A Gray / WA311N Gray / WA313N Black / WA400G Tan / WA830K Brown / WA935L
	Envoy	Black / WA8555 Gray / WA960L	Black / WA207D Gray / WA646H Black / WA848 *	Silver / WA6248 Gray / WA6272 Silver / WA778J Silver / WA9967	Use Exterior Base Color	Gray / WA104D Black / WA167A Gray / WA646H Tan / WA830K Gray / WA9780 Gray / WA9781
	Escalade	Black / WA8555	Black / WA8555 Gray / WA646H Silver / WA733J Black / WA848 *	Silver / WA9967	Use Exterior Base Color	Gray / WA110D Tan / WA149B Black / WA167A Brown / WA247C Black / WA642H
	Escalade ESV	Black / WA8555	Black / WA8555 Gray / WA646H Silver / WA733J Black / WA848 *	Silver / WA9967	Use Exterior Base Color	Gray / WA110D Tan / WA149B Black / WA167A Brown / WA247C Black / WA642H
	(Cont'd.)					

All colors represented within this Guide are colors printed in the 2006 Color Manual. The color may not be printed in the Color Manual under the same category as represented within this Guide. **Example:** A bumper color chip may be found in the Exterior color section. Refer to all color chips under General Motors. * To determine the gloss level of WA848 Black, refer to **Miscellaneous** section.



Exterior Body Color	Model Name	Accent	Accessory	Wheel	Underhood	Interior
		Bumper/Fascia/Cladding Lower Tu-Tone Molding/Rocker Molding Wheel Flares	Grille/Air Dam Running Board/Step Pad Exterior Door Handle Roof Rail/Cargo Cover Roof Rack/Miscellaneous			
WA8555 / 41 Black (Cont'd.)	Escalade EXT	Black / WA8555	Black / WA8555 Gray / WA501F Gray / WA646H Silver / WA733J Black / WA848 *	Silver / WA9967	Use Exterior Base Color	Gray / WA110D Tan / WA149B Black / WA167A Brown / WA247C Black / WA642H Black / WA848
	Express		Black / WA848 *	Silver / WA6248	Black / WA8555 Use Exterior Base Color	Tan / WA149B Black / WA167A Gray / WA184D Tan / WA195A Gray / WA9780 Gray / WA9902
	G6	Black / WA8555	Black / WA848 *	Gray / WA8798 Silver / WA9021 Silver / WA9967	Black / WA8555	Black / WA167A Tan / WA9772 Gray / WA9781
	Grand Prix	Black / WA8555 Black / WA207D	Black / WA848 *	Gray / WA8945 Silver / WA9967	Use Exterior Base Color	Tan / WA104D Black / WA167A Tan / WA329N Tan / WA830K Tan / WA949L
	HHR	Black / WA8555 Gray / WA501F	Black / WA848 *	Silver / WA9967	Black / WA8555	Gray / WA104D Gray / WA610F Tan / WA830K Tan / WA832K Gray / WA9781 Gray / WA9902
	Hummer H2 SUV and SUT	Black / WA8555	Black / WA8555 Black / WA848 *	Silver / WA9967	Use Exterior Base Color	Gray / WA104D Black / WA167A Tan / WA504F
	Hummer H3	Gray / WA501F	Black / WA8555 Gray / WA501F	Silver / WA9967	Use Exterior Base Color	Black / WA167A Tan / WA830K Tan / WA949L
	Impala	Black / WA8555	Black / WA207D Black / WA848 *	Silver / WA9967	Use Exterior Base Color	Black / WA167A Gray / WA235M Gray / WA311N Gray / WA313N Gray / WA328N Brown / WA935L Tan / WA9772
	Ion	Black / WA8555	Black / WA8555 Black / WA848 *	Gray / WA162D Silver / WA6248 Gray / WA8945 Gray / WA9789 Silver / WA9967	Use Exterior Base Color	Tan / WA149B Black / WA167A Silver / WA744J Brown / WA9648 Tan / WA9772 Gray / WA9779 Gray / WA9902
	Kodiak	Gray / WA6272 Red / WA9260	Black / WA8555 Gray / WA6272 Black / WA848 *	Gray / WA6277		Tan / WA195A Black / WA642H
	LaCrosse	Black / WA8555 Black / WA207D	Black / WA207D Black / WA848 *	Silver / WA9967	Use Exterior Base Color	Black / WA167A Gray / WA235M Gray / WA236M Black / WA563F Gray / WA922L Gray / WA924L Brown / WA9648 Tan / WA9772
	Lucerne	Black / WA8555	Black / WA8555	Silver / WA263M Gray / WA951K Silver / WA9967	Black / WA8555	Tan / WA149B Black / WA167A Gray / WA311N Gray / WA313N Black / WA400G Black / WA563F Tan / WA830K Tan / WA831K Brown / WA832K
	(Cont'd.)					

All colors represented within this Guide are colors printed in the 2006 Color Manual. The color may not be printed in the Color Manual under the same category as represented within this Guide. **Example:** A bumper color chip may be found in the Exterior color section. Refer to all color chips under General Motors. * To determine the gloss level of WA848 Black, refer to **Miscellaneous** section.



Exterior Body Color	Model Name	Accent	Accessory	Wheel	Underhood	Interior
		Bumper/Fascia/Cladding Lower Tu-Tone Molding/Rocker Molding Wheel Flares	Grille/Air Dam Running Board/Step Pad Exterior Door Handle Roof Rail/Cargo Cover Roof Rack/Miscellaneous			
WA8555 / 41 Black	Malibu / Malibu Maxx	Black / WA8555 / 33756	Gray / WA501F Black / WA848 *	Gray / WA8798 Silver / WA9967	Use Exterior Base Color	Black / WA167A Gray / WA311N Gray / WA313N Brown / WA935L Tan / WA9772
	Monte Carlo	Black / WA8555 Black / WA207D	Black / WA207D Black / WA848 *	Silver / WA9967	Black / WA8555	Gray / WA104D Black / WA167A Gray / WA311N Gray / WA313N Tan / WA9772
	Pursuit	Black / WA8555	Black / WA8555 Black / WA207D Black / WA848 *	Silver / WA263M Silver / WA9967	Black / WA8555	Gray / WA104D Black / WA167A Gray / WA9781
	Rainier	Black / WA8555 Black / WA207D	Gray / WA391E Black / WA848 *	Gray / WA6272 Silver / WA778J Gray / WA9243 Silver / WA9967	Use Exterior Base Color	Gray / WA104D Black / WA167A Tan / WA830K Brown / WA935L Gray / WA9780 Gray / WA9781
	Rendezvous	Black / WA8555	Gray / WA648H Black / WA848 *	Gray / WA8632 Silver / WA9967	Black / WA8555	Gray / WA104D Gray / WA226M Brown / WA404G Brown / WA738J Gray / WA739J Silver / WA744J Tan / WA9772 Gray / WA9781 Gray / WA9902
	Savana		Black / WA848 *	Silver / WA6248	Black / WA8555 Use Exterior Base Color	Tan / WA149B Black / WA167A Gray / WA184D Tan / WA195A Gray / WA9780 Gray / WA9902
	Sierra	Black / WA8555 Gray / WA500F Silver / WA8867 Silver / WA926L Black / WA848 *	Gray / WA500F Black / WA848 *	Gray / WA6277 Silver / WA8867 Silver / WA9967	Use Exterior Base Color	Gray / WA110D Tan / WA149B Black / WA167A Tan / WA195A Black / WA642H Gray / WA738H
	Silverado	Black / WA8555 Gray / WA500F Silver / WA8867 Silver / WA926L Black / WA848 *	Black / WA8555 Gray / WA500F Gray / WA501F Black / WA848 *	Gray / WA6277 Silver / WA8867 Silver / WA9967	Use Exterior Base Color	Gray / WA110D Tan / WA149B Black / WA167A Tan / WA195A Black / WA642H
	Solstice	Black / WA8555 Gray / WA501F	Silver / WA994L	Silver / WA234M	Use Exterior Base Color	Black / WA167A Silver / WA324N Gray / WA610F Tan / WA830K Gray / WA923L Gray / WA925L
	SRX	Black / WA8555	Silver / WA267M Black / WA848 *	Gray / WA8945 Silver / WA9967	Black / WA8555	Black / WA167A Tan / WA830K Brown / WA935L Gray / WA9781
	SSR	Black / WA8555	Black / WA8555 Silver / WA147L	Silver / WA140L Silver / WA8867	Black / WA8555	Black / WA167A
	STS	Black / WA8555 Gray / WA8945	Silver / WA267M Gray / WA8945 Black / WA848 *	Silver / WA9021	Black / WA8555	Black / WA167A Tan / WA830K Brown / WA832K Gray / WA9781
	Suburban	Black / WA8555 Gray / WA500F Silver / WA926L Tan / WA929L Black / WA848 *	Black / WA8555 Gray / WA500F Black / WA848 *	Silver / WA9967	Use Exterior Base Color	Gray / WA110D Tan / WA149B Black / WA167A Tan / WA195A Black / WA642H
	(Cont'd.)					

All colors represented within this Guide are colors printed in the 2006 Color Manual. The color may not be printed in the Color Manual under the same category as represented within this Guide. **Example:** A bumper color chip may be found in the Exterior color section. Refer to all color chips under General Motors. * To determine the gloss level of WA848 Black, refer to **Miscellaneous** section.



Exterior Body Color	Model Name	Accent	Accessory	Wheel	Underhood	Interior
		Bumper/Fascia/Cladding Lower Tu-Tone Molding/Rocker Molding Wheel Flares	Grille/Air Dam Running Board/Step Pad Exterior Door Handle Roof Rail/Cargo Cover Roof Rack/Miscellaneous			
WA8555 / 41 Black (Cont'd.)	Tahoe	Black / WA8555 Gray / WA500F Silver / WA926L Tan / WA929L Black / WA848 *	Black / WA8555 Gray / WA500F Black / WA848 *	Silver / WA9967 Black / WA8555	Use Exterior Base Color	Gray / WA110D Tan / WA149B Black / WA167A Tan / WA195A Black / WA642H
	Topkick	Red / WA9260 Gray / WA6272	Black / WA8555 Gray / WA6248 Gray / WA6272 Black / WA848 *	Gray / WA6277		Tan / WA195A Black / WA642H
	TrailBlazer	Black / WA8555 Black / WA207D Tan / WA929L Silver / WA994L	Black / WA207D Black / WA848 *	Silver / WA6248 Gray / WA6272 Silver / WA778J Gray / WA9243 Silver / WA9967	Use Exterior Base Color	Gray / WA104D Black / WA167A Tan / WA830K Gray / WA9780 Gray / WA9781
	Vue	Black / WA8555 Gray / WA501F	Gray / WA501F Black / WA848 *	Silver / WA9967 Gray / WA951K Silver / WA569F	Use Exterior Base Color	Tan / WA149B Black / WA167A Tan / WA826K Tan / WA9772 Gray / WA9779
	XLR	Black / WA8555	Black / WA848 *	Silver / WA9967	Use Exterior Base Color	Tan / WA149B Black / WA167A
	Yukon	Black / WA8555 Silver / WA926L Tan / WA929L Black / WA848 *	Gray / WA500F Black / WA848 *	Silver / WA9967	Use Exterior Base Color	Gray / WA110D Tan / WA149B Black / WA167A Tan / WA195A Black / WA642H
WA8624 / 50 Olympic White	Avalanche	White / WA8624 Gray / WA501F	White / WA8624 Gray / WA501F Black / WA848 *	Silver / WA9967	Use Exterior Base Color	Gray / WA110D Tan / WA149B Black / WA167A Tan / WA195A Black / WA642H Black / WA848
	Canyon	White / WA8624 Gray / WA501F	White / WA8624 Gray / WA501F Black / WA848 *	Silver / WA9967	Use Exterior Base Color	Gray / WA104D Gray / WA109D Gray / WA110D Black / WA167A Black / WA642H Tan / WA830K Tan / WA831K Gray / WA912K
	Cobalt	White / WA8624	White / WA8624 Black / WA207D Black / WA848 *	Silver / WA263M Silver / WA9967	White / WA9753 Use Exterior Base Color	Gray / WA104D Black / WA167A Brown / WA9648 Tan / WA9772 Gray / WA9781 Gray / WA9902
	Colorado	White / WA8624 Gray / WA501F	White / WA8624 Gray / WA501F Black / WA848 *	Silver / WA9967	Use Exterior Base Color	Gray / WA104D Gray / WA109D Gray / WA110D Black / WA167A Black / WA642H Tan / WA830K Tan / WA831K Gray / WA912K
	Denali	White / WA8624 Black / WA848 *	White / WA8624 Black / WA848 *	Silver / WA9967	Use Exterior Base Color	Gray / WA110D Tan / WA149B Black / WA167A Gray / WA184D Tan / WA195A Gray / WA738H
	Envoy	White / WA8624 Gray / WA960L	Black / WA207D Gray / WA646H Black / WA848 *	Silver / WA6248 Gray / WA6272 Silver / WA778J Silver / WA9967	Use Exterior Base Color	Gray / WA104D Black / WA167A Gray / WA646H Tan / WA830K Gray / WA9780 Gray / WA9781
	(Cont'd.)					

All colors represented within this Guide are colors printed in the 2006 Color Manual. The color may not be printed in the Color Manual under the same category as represented within this Guide. **Example:** A bumper color chip may be found in the Exterior color section. Refer to all color chips under General Motors. * To determine the gloss level of WA848 Black, refer to **Miscellaneous** section.



Exterior Body Color	Model Name	Accent	Accessory	Wheel	Underhood	Interior
		Bumper/Fascia/Cladding Lower Tu-Tone Molding/Rocker Molding Wheel Flares	Grille/Air Dam Running Board/Step Pad Exterior Door Handle Roof Rail/Cargo Cover Roof Rack/Miscellaneous			
WA8624 / 50 Olympic White (Cont'd.)	Express		Black / WA848 *	Silver / WA6248	White / WA9753 Use Exterior Base Color	Tan / WA149B Black / WA167A Gray / WA184D Tan / WA195A Gray / WA9780 Gray / WA9902
	HHR	White / WA8624 Gray / WA501F	Black / WA848 *	Silver / WA9967	White / WA9753	Gray / WA104D Gray / WA610F Tan / WA830K Tan / WA832K Gray / WA9781 Gray / WA9902
	Hummer H3	Gray / WA501F	White / WA8624 Gray / WA501F	Silver / WA9967	Use Exterior Base Color	Black / WA167A Tan / WA830K Tan / WA949L
	Ion	White / WA8624	White / WA8624 Black / WA848 *	Gray / WA162D Silver / WA6248 Gray / WA8945 Gray / WA9789 Silver / WA9967	Use Exterior Base Color	Tan / WA149B Black / WA167A Silver / WA744J Brown / WA9648 Tan / WA9772 Gray / WA9779 Gray / WA9902
	Kodiak	Gray / WA6272 Black / WA8555 Red / WA9260	White / WA8624 Gray / WA6272 Black / WA848 *	Gray / WA6277		Tan / WA195A Black / WA642H
	Montana SV6	White / WA8624 Gray / WA183E	Gray / WA183E Black / WA848 *	Silver / WA9967	Use Exterior Base Color	Black / WA167A Tan / WA830K Tan / WA831K Gray / WA9779 Gray / WA9781
	Pursuit	White / WA8624	White / WA8624 Black / WA207D Black / WA848 *	Silver / WA263M Silver / WA9967	White / WA9753 Use Exterior Base Color	Gray / WA104D Black / WA167A Gray / WA9781
	Rainier	White / WA8624 Black / WA207D	Gray / WA391E Black / WA848 *	Gray / WA6272 Silver / WA778J Gray / WA9243 Silver / WA9967	Use Exterior Base Color	Gray / WA104D Black / WA167A Tan / WA830K Brown / WA935L Gray / WA9780 Gray / WA9781
	Relay	White / WA8624	Black / WA848 *	Gray / WA9789 Silver / WA9967	Use Exterior Base Color	Black / WA167A Tan / WA830K Tan / WA831K Gray / WA9779 Gray / WA9781
	Rendezvous	White / WA8624	Gray / WA648H Black / WA848 *	Gray / WA8632 Silver / WA9967	White / WA9753	Gray / WA104D Gray / WA226M Brown / WA404G Brown / WA738J Gray / WA739J Silver / WA744J Tan / WA9772 Gray / WA9781 Gray / WA9902
	Savana		Black / WA848 *	Silver / WA6248	White / WA9753 Use Exterior Base Color	Tan / WA149B Black / WA167A Gray / WA184D Tan / WA195A Gray / WA9780 Gray / WA9902
	Sierra	White / WA8624 Gray / WA500F Gray / WA213M Silver / WA8867 Silver / WA926L Black / WA848 *	Gray / WA500F Black / WA848 *	Gray / WA6277 Silver / WA8867 Silver / WA9967	Use Exterior Base Color	Gray / WA110D Tan / WA149B Black / WA167A Tan / WA195A Black / WA642H Gray / WA738H
	(Cont'd.)					

All colors represented within this Guide are colors printed in the 2006 Color Manual. The color may not be printed in the Color Manual under the same category as represented within this Guide. **Example:** A bumper color chip may be found in the Exterior color section. Refer to all color chips under General Motors. * To determine the gloss level of WA848 Black, refer to **Miscellaneous** section.



Exterior Body Color	Model Name	Accent	Accessory	Wheel	Underhood	Interior
		Bumper/Fascia/Cladding Lower Tu-Tone Molding/Rocker Molding Wheel Flares	Grille/Air Dam Running Board/Step Pad Exterior Door Handle Roof Rail/Cargo Cover Roof Rack/Miscellaneous			
WA8624 / 50 Olympic White (Cont'd.)	Silverado	White / WA8624 Gray / WA500F Gray / WA213M Gray / WA805K Silver / WA8867 Silver / WA926L Black / WA848 *	White / WA8624 Gray / WA500F Black / WA848 *	Gray / WA6277 Silver / WA8867 Silver / WA9967	Use Exterior Base Color	Gray / WA110D Tan / WA149B Black / WA167A Tan / WA195A Black / WA642H
	Solstice	White / WA8624 Gray / WA501F	Silver / WA994L	Silver / WA234M	Use Exterior Base Color	Black / WA167A Silver / WA324N Gray / WA610F Tan / WA830K Gray / WA923L Gray / WA925L
	Suburban	White / WA8624 Gray / WA500F Silver / WA926L Tan / WA929L Black / WA848 *	White / WA8624 Gray / WA500F Black / WA848 *	Silver / WA9967	Use Exterior Base Color	Gray / WA110D Tan / WA149B Black / WA167A Tan / WA195A Black / WA642H
	Tahoe	White / WA8624 Gray / WA500F Silver / WA926L Tan / WA929L Black / WA848 *	White / WA8624 Gray / WA500F Black / WA848 *	Silver / WA9967 Black / WA8555	Use Exterior Base Color	Gray / WA110D Tan / WA149B Black / WA167A Tan / WA195A Black / WA642H
	Terraza	White / WA8624	Black / WA848 *	Silver / WA9967	Use Exterior Base Color	Black / WA167A Tan / WA830K Tan / WA831K Brown / WA935L Gray / WA9779 Gray / WA9781
	Topkick	Black / WA8555 Gray / WA6272 Red / WA9260	White / WA8624 Gray / WA6248 Gray / WA6272 Black / WA848 *	Gray / WA6277		Tan / WA195A Black / WA642H
	TrailBlazer	White / WA8624 Black / WA207D Tan / WA929L Silver / WA994L	Black / WA207D Black / WA848 *	Silver / WA6248 Gray / WA6272 Silver / WA778J Gray / WA9243 Silver / WA9967	Use Exterior Base Color	Gray / WA104D Black / WA167A Tan / WA830K Gray / WA9780 Gray / WA9781
	Uplander	White / WA8624 Gray / WA183E	Gray / WA183E Black / WA848 *	Silver / WA9967	Use Exterior Base Color	Black / WA167A Tan / WA830K Tan / WA831K Gray / WA9779 Gray / WA9781
	Vue	White / WA8624 Gray / WA501F	Gray / WA501F Black / WA848 *	Silver / WA9967 Gray / WA951K	Use Exterior Base Color	Tan / WA149B Black / WA167A Tan / WA826K Tan / WA9772 Gray / WA9779
	Yukon	White / WA8624 Silver / WA926L Tan / WA929L Black / WA848 *	Gray / WA500F Black / WA848 *	Silver / WA9967	Use Exterior Base Color	Gray / WA110D Tan / WA149B Black / WA167A Tan / WA195A Black / WA642H
WA885K / 90 Cobalt Blue Metallic	SSR	Blue / WA885K	Blue / WA885K Silver / WA147L	Silver / WA140L Silver / WA8867	Blue / WA873K	Black / WA167A
WA8867 / 95 Ultra Silver Metallic	Cobalt	Silver / WA8867	Silver / WA8867 Black / WA207D Black / WA848 *	Silver / WA263M Silver / WA9967		Gray / WA104D Black / WA167A Brown / WA9648 Tan / WA9772 Gray / WA9781 Gray / WA9902
	Pursuit	Silver / WA8867	Silver / WA8867 Black / WA207D Black / WA848 *	Silver / WA263M Silver / WA9967		Gray / WA104D Black / WA167A Gray / WA9781
WA900J / 59 Granite Metallic	G6	Gray / WA900J	Black / WA848 *	Gray / WA8798 Silver / WA9021 Silver / WA9967	Gray / WA791J	Black / WA167A Tan / WA9772 Gray / WA9781

All colors represented within this Guide are colors printed in the 2006 Color Manual. The color may not be printed in the Color Manual under the same category as represented within this Guide. **Example:** A bumper color chip may be found in the Exterior color section. Refer to all color chips under General Motors. * To determine the gloss level of WA848 Black, refer to **Miscellaneous** section.



Exterior Body Color	Model Name	Accent	Accessory	Wheel	Underhood	Interior
		Bumper/Fascia/Cladding Lower Tu-Tone Molding/Rocker Molding Wheel Flares	Grille/Air Dam Running Board/Step Pad Exterior Door Handle Roof Rail/Cargo Cover Roof Rack/Miscellaneous			
WA9015 / 45 Woodland Green	Kodiak	Gray / WA6272	Green / WA9015 Gray / WA6272 Black / WA848 *	Gray / WA6277		Tan / WA195A Black / WA642H
	Topkick	Gray / WA6272	Green / WA9015 Gray / WA6248 Gray / WA6272 Black / WA848 *	Gray / WA6277		Tan / WA195A Black / WA642H
WA9075 / 70 Torch Red	SSR	Red / WA9075	Red / WA9075 Silver / WA147L	Silver / WA140L Silver / WA8867	Red / WA943K	Black / WA167A
WA9088 / 94 Cherry Red Metallic	Canyon	Red / WA9088 Gray / WA501F	Red / WA9088 Gray / WA501F Black / WA848 *	Silver / WA9967	Use Exterior Base Color	Gray / WA104D Gray / WA109D Gray / WA110D Black / WA167A Black / WA642H Tan / WA830K Tan / WA831K Gray / WA912K
	Colorado	Red / WA9088 Gray / WA501F	Red / WA9088 Gray / WA501F Black / WA848 *	Silver / WA9967	Use Exterior Base Color	Gray / WA104D Gray / WA109D Gray / WA110D Black / WA167A Black / WA642H Tan / WA830K Tan / WA831K Gray / WA912K
WA911L / 42 Dark Tarnished Silver Met	CTS	Silver / WA911L	Gray / WA8945 Black / WA848 *	Silver / WA6248 Gray / WA8798 Silver / WA9967	Gray / WA5370	Black / WA167A Tan / WA830K Brown / WA935L Gray / WA9781
	HHR	Silver / WA911L Gray / WA501F	Black / WA848 *	Silver / WA9967	Gray / WA5370	Gray / WA104D Gray / WA610F Tan / WA830K Tan / WA832K Gray / WA9781 Gray / WA9902
	Impala	Silver / WA911L	Black / WA207D Black / WA848 *	Silver / WA9967	Use Exterior Base Color	Black / WA167A Gray / WA235M Gray / WA311N Gray / WA313N Gray / WA328N Brown / WA935L Tan / WA9772
	Monte Carlo	Silver / WA911L Black / WA207D	Black / WA207D Black / WA848 *	Silver / WA9967	Black / WA8555	Gray / WA104D Black / WA167A Gray / WA311N Gray / WA313N Tan / WA9772
	Solstice	Silver / WA911L Gray / WA501F	Silver / WA994L	Silver / WA234M	Use Exterior Base Color	Black / WA167A Silver / WA324N Gray / WA610F Tan / WA830K Gray / WA923L Gray / WA925L
	SRX	Silver / WA911L	Silver / WA267M Black / WA848 *	Gray / WA8945 Silver / WA9967	Gray / WA5370	Black / WA167A Tan / WA830K Brown / WA935L Gray / WA9781
	STS	Silver / WA911L Gray / WA8945	Silver / WA267M Gray / WA8945 Black / WA848 *	Silver / WA9021	Gray / WA5370	Black / WA167A Tan / WA830K Brown / WA832K Gray / WA9781
	WA913L / 56 Sunburst Orange II Metallic	Avalanche	Orange / WA913L Gray / WA501F	Orange / WA913L Gray / WA501F Black / WA848 *	Silver / WA9967	Use Exterior Base Color
(Cont'd.)						

All colors represented within this Guide are colors printed in the 2006 Color Manual. The color may not be printed in the Color Manual under the same category as represented within this Guide. **Example:** A bumper color chip may be found in the Exterior color section. Refer to all color chips under General Motors. * To determine the gloss level of WA848 Black, refer to **Miscellaneous** section.



Exterior Body Color	Model Name	Accent	Accessory	Wheel	Underhood	Interior
		Bumper/Fascia/Cladding Lower Tu-Tone Molding/Rocker Molding Wheel Flares	Grille/Air Dam Running Board/Step Pad Exterior Door Handle Roof Rail/Cargo Cover Roof Rack/Miscellaneous			
WA913L / 56 Sunburst Orange II Metallic (Cont'd.)	Cobalt	Orange / WA913L	Orange / WA913L Black / WA207D Black / WA848 *	Silver / WA263M Silver / WA9967	Orange / WA967L	Gray / WA104D Black / WA167A Brown / WA9648 Tan / WA9772 Gray / WA9781 Gray / WA9902
	G6	Orange / WA913L	Black / WA848 *	Gray / WA8798 Silver / WA9021 Silver / WA9967	Orange / WA967L	Black / WA167A Tan / WA9772 Gray / WA9781
	HHR	Orange / WA913L Gray / WA501F	Black / WA848 *	Silver / WA9967	Orange / WA967L	Gray / WA104D Gray / WA610F Tan / WA830K Tan / WA832K
	Pursuit	Orange / WA913L	Orange / WA913L Black / WA207D Black / WA848 *	Silver / WA263M Silver / WA9967	Orange / WA967L	Gray / WA104D Black / WA167A Gray / WA9781
WA918L / 61 Gold Slate Metallic	CTS	Gold / WA918L	Gray / WA8945 Black / WA848 *	Silver / WA6248 Gray / WA8798 Silver / WA9967	Tan / WA230A	Black / WA167A Tan / WA830K Brown / WA935L Gray / WA9781
	SRX	Gold / WA918L	Silver / WA267M Black / WA848 *	Gray / WA8945 Silver / WA9967	Tan / WA230A	Black / WA167A Tan / WA830K Brown / WA935L Gray / WA9781
	STS	Gold / WA918L Gray / WA8945	Silver / WA267M Gray / WA8945 Black / WA848 *	Silver / WA9021	Tan / WA230A	Black / WA167A Tan / WA830K Brown / WA832K Gray / WA9781
WA9260 / 74 Victory Red	Cobalt	Red / WA9260	Red / WA9260 Black / WA207D Black / WA848 *	Silver / WA263M Silver / WA9967	Red / WA8774	Gray / WA104D Black / WA167A Brown / WA9648 Tan / WA9772 Gray / WA9781 Gray / WA9902
	Avalanche	Red / WA9260 Gray / WA501F	Red / WA9260 Gray / WA501F Black / WA848 *	Silver / WA9967	Use Exterior Base Color	Gray / WA110D Tan / WA149B Black / WA167A Tan / WA195A Black / WA642H Black / WA848
	Canyon	Red / WA9260 Gray / WA501F	Red / WA9260 Gray / WA501F Black / WA848 *	Silver / WA9967	Use Exterior Base Color	Gray / WA104D Gray / WA109D Gray / WA110D Black / WA167A Black / WA642H Tan / WA830K Tan / WA831K Gray / WA912K
	Colorado	Red / WA9260 Gray / WA501F	Red / WA9260 Gray / WA501F Black / WA848 *	Silver / WA9967	Use Exterior Base Color	Gray / WA104D Gray / WA109D Gray / WA110D Black / WA167A Black / WA642H Tan / WA830K Tan / WA831K Gray / WA912K
	Corvette	Red / WA9260	Black / WA848 *	Silver / WA837K Gray / WA9243	Use Exterior Base Color	Black / WA167A Red / WA217M Gray / WA226M Gray / WA311N Tan / WA830K Gray / WA8489
	Express		Black / WA848 *	Silver / WA6248	Red / WA8774	Tan / WA149B Black / WA167A Gray / WA184D Tan / WA195A Gray / WA9780 Gray / WA9902

(Cont'd.)

All colors represented within this Guide are colors printed in the 2006 Color Manual. The color may not be printed in the Color Manual under the same category as represented within this Guide. **Example:** A bumper color chip may be found in the Exterior color section. Refer to all color chips under General Motors. * To determine the gloss level of WA848 Black, refer to **Miscellaneous** section.



Exterior Body Color	Model Name	Accent	Accessory	Wheel	Underhood	Interior
		Bumper/Fascia/Cladding Lower Tu-Tone Molding/Rocker Molding Wheel Flares	Grille/Air Dam Running Board/Step Pad Exterior Door Handle Roof Rail/Cargo Cover Roof Rack/Miscellaneous			
WA9260 / 74 Victory Red (Cont'd.)	Hummer H3	Gray / WA501F	Red / WA9260 Gray / WA501F Black / WA848 *	Silver / WA9967	Use Exterior Base Color	Black / WA167A Tan / WA830K Tan / WA949L
	ION	Red / WA9260	Red / WA9260 Black / WA848 *	Silver / WA6248 Gray / WA9789 Silver / WA9967	Use Exterior Base Color	Tan / WA149B Brown / WA9648 Tan / WA9772 Gray / WA9779 Gray / WA9902
	Kodiak	Gray / WA6272 Black / WA8555 White / WA8624	Red / WA9260 Gray / WA6272 Black / WA848 *	Gray / WA6277		Tan / WA195A Black / WA642H
	Monte Carlo	Red / WA9260 Black / WA207D	Black / WA207D Black / WA848 *	Silver / WA9967	Red / WA8774	Gray / WA104D Black / WA167A Gray / WA311N Gray / WA313N Tan / WA9772
	Pursuit	Red / WA9260	Red / WA9260 Black / WA207D Black / WA848 *	Silver / WA263M Silver / WA9967	Red / WA8774	Gray / WA104D Black / WA167A Gray / WA9781
	Savana		Black / WA848 *	Silver / WA6248	Red / WA8774	Tan / WA149B Black / WA167A Gray / WA184D Tan / WA195A Gray / WA9780 Gray / WA9902
	Sierra	Gray / WA500F Black / WA8555 Silver / WA8867 Silver / WA926L	Gray / WA500F Black / WA848 *	Gray / WA6277 Silver / WA8867 Silver / WA9967	Use Exterior Base Color	Gray / WA110D Tan / WA149B Black / WA167A Tan / WA195A Black / WA642H
	Silverado	Red / WA9260 Gray / WA500F Black / WA8555 Silver / WA8867 Silver / WA926L Black / WA848 *	Red / WA9260 Gray / WA500F Gray / WA501F Black / WA848 *	Gray / WA6277 Silver / WA8867 Silver / WA9967	Use Exterior Base Color	Gray / WA110D Tan / WA149B Black / WA167A Tan / WA195A Black / WA642H
	Solstice	Red / WA9260 Gray / WA501F	Silver / WA994L	Silver / WA234M	Use Exterior Base Color	Black / WA167A Silver / WA324N Gray / WA610F Gray / WA925L
	Topkick	Gray / WA6272 Black / WA8555 White / WA8624	Tan / WA8265 Gray / WA6248 Gray / WA6272 Black / WA848 *	Gray / WA6277		Tan / WA195A Black / WA642H
Vue	Red / WA9260 Gray / WA501F	Gray / WA501F Black / WA848 *	Silver / WA9967 Gray / WA951K	Use Exterior Base Color	Tan / WA149B Black / WA167A Tan / WA826K Tan / WA9772 Gray / WA9779	
WA926L / 59 Silver Birch Metallic (Cont'd.)	Avalanche	Silver / WA926L Gray / WA501F	Silver / WA926L Gray / WA501F Black / WA848 *	Silver / WA9967	Use Exterior Base Color	Gray / WA110D Tan / WA149B Black / WA167A Tan / WA195A Black / WA642H Black / WA848
	Canyon	Silver / WA926L Gray / WA501F	Silver / WA926L Gray / WA501F Black / WA848 *	Silver / WA9967	Use Exterior Base Color	Gray / WA104D Gray / WA109D Gray / WA110D Black / WA167A Black / WA642H Tan / WA830K Tan / WA831K Gray / WA912K

All colors represented within this Guide are colors printed in the 2006 Color Manual. The color may not be printed in the Color Manual under the same category as represented within this Guide. **Example:** A bumper color chip may be found in the Exterior color section. Refer to all color chips under General Motors. * To determine the gloss level of WA848 Black, refer to **Miscellaneous** section.



Exterior Body Color	Model Name	Accent	Accessory	Wheel	Underhood	Interior
		Bumper/Fascia/Cladding Lower Tu-Tone Molding/Rocker Molding Wheel Flares	Grille/Air Dam Running Board/Step Pad Exterior Door Handle Roof Rail/Cargo Cover Roof Rack/Miscellaneous			
WA926L / 59 Silver Birch Metallic (Cont'd.)	Colorado	Silver / WA926L Gray / WA501F	Silver / WA926L Gray / WA501F Black / WA848 *	Silver / WA9967	Use Exterior Base Color	Gray / WA104D Gray / WA109D Gray / WA110D Black / WA167A Black / WA642H Tan / WA830K Tan / WA831K Gray / WA912K
	Denali	Silver / WA926L Black / WA848 *	Silver / WA926L Black / WA848 *	Silver / WA9967	Use Exterior Base Color	Gray / WA110D Tan / WA149B Black / WA167A Gray / WA184D Tan / WA195A Gray / WA738H
	Escalade	Silver / WA926L	Silver / WA926L Gray / WA646H Silver / WA733J Black / WA848 *	Silver / WA9967	Use Exterior Base Color	Gray / WA110D Tan / WA149B Black / WA167A Brown / WA247C Black / WA642H
	Escalade ESV	Silver / WA926L	Silver / WA926L Gray / WA646H Silver / WA733J Black / WA848 *	Silver / WA9967	Use Exterior Base Color	Gray / WA110D Tan / WA149B Black / WA167A Brown / WA247C Black / WA642H
	Escalade EXT	Silver / WA926L	Silver / WA926L Gray / WA501F Gray / WA646H Silver / WA733J Black / WA848 *	Silver / WA9967	Use Exterior Base Color	Gray / WA110D Tan / WA149B Black / WA167A Brown / WA247C Black / WA642H Black / WA848
	Express		Black / WA848 *	Silver / WA6248	Silver / WA121E	Tan / WA149B Black / WA167A Gray / WA184D Tan / WA195A Gray / WA9780 Gray / WA9902
	Hummer H3	Gray / WA501F	Silver / WA926L Gray / WA501F	Silver / WA9967	Use Exterior Base Color	Black / WA167A Tan / WA830K Tan / WA949L
	Savana		Black / WA848 *	Silver / WA6248	Silver / WA121E	Tan / WA149B Black / WA167A Gray / WA184D Tan / WA195A Gray / WA9780 Gray / WA9902
	Sierra	Silver / WA926L Gray / WA500F Gray / WA213M Silver / WA8867 Black / WA848 *	Gray / WA500F Black / WA848 *	Gray / WA6277 Silver / WA8867 Silver / WA9967	Use Exterior Base Color	Gray / WA110D Tan / WA149B Black / WA167A Tan / WA195A Black / WA642H Gray / WA738H
	Silverado	Silver / WA926L Gray / WA500F Gray / WA805K Silver / WA8867 Gray / WA213M Black / WA848 *	Silver / WA926L Gray / WA500F Gray / WA501F Black / WA848 *	Gray / WA6277 Silver / WA8867 Silver / WA9967	Use Exterior Base Color	Gray / WA110D Tan / WA149B Black / WA167A Tan / WA195A Black / WA642H
	Suburban	Silver / WA926L Gray / WA500F Tan / WA929L Black / WA848 *	Silver / WA926L Gray / WA500F Black / WA848 *	Silver / WA9967	Use Exterior Base Color	Gray / WA110D Tan / WA149B Black / WA167A Tan / WA195A Black / WA642H
	Tahoe	Silver / WA926L Gray / WA500F Tan / WA929L Black / WA848 *	Silver / WA926L Gray / WA500F Black / WA848 *	Silver / WA9967 Black / WA8555	Use Exterior Base Color	Gray / WA110D Tan / WA149B Black / WA167A Tan / WA195A Black / WA642H
	(Cont'd.)					

All colors represented within this Guide are colors printed in the 2006 Color Manual. The color may not be printed in the Color Manual under the same category as represented within this Guide. **Example:** A bumper color chip may be found in the Exterior color section. Refer to all color chips under General Motors. * To determine the gloss level of WA848 Black, refer to **Miscellaneous** section.



Exterior Body Color	Model Name	Accent	Accessory	Wheel	Underhood	Interior
		Bumper/Fascia/Cladding Lower Tu-Tone Molding/Rocker Molding Wheel Flares	Grille/Air Dam Running Board/Step Pad Exterior Door Handle Roof Rail/Cargo Cover Roof Rack/Miscellaneous			
WA928L / 46 Stealth Gray Metallic (Cont'd.)	Sierra	Black / WA8555 Gray / WA500F Silver / WA8867 Silver / WA926L Black / WA848 *	Gray / WA500F Black / WA848 *	Gray / WA6277 Silver / WA8867 Silver / WA9967	Use Exterior Base Color	Gray / WA110D Tan / WA149B Black / WA167A Tan / WA195A Black / WA642H
	Silverado	Black / WA8555 Gray / WA500F Silver / WA8867 Silver / WA926L Black / WA848 *	Gray / WA928L Gray / WA500F Black / WA848 *	Gray / WA6277 Silver / WA8867 Silver / WA9967	Use Exterior Base Color	Gray / WA110D Tan / WA149B Black / WA167A Tan / WA195A Black / WA642H
	SRX	Gray / WA928L	Silver / WA267M Black / WA848 *	Gray / WA8945 Silver / WA9967	Blue / WA430G	Black / WA167A Tan / WA830K Brown / WA935L Gray / WA9781
	STS	Gray / WA928L Gray / WA8945	Silver / WA267M Gray / WA8945 Black / WA848 *	Silver / WA9021	Blue / WA430G	Black / WA167A Tan / WA830K Brown / WA832K Gray / WA9781
	Terraza	Gray / WA928L	Black / WA848 *	Silver / WA9967	Use Exterior Base Color	Black / WA167A Tan / WA830K Tan / WA831K Brown / WA935L Gray / WA9779 Gray / WA9781
	Uplander	Gray / WA928L Gray / WA183E	Gray / WA183E Black / WA848 *	Silver / WA9967	Use Exterior Base Color	Black / WA167A Tan / WA830K Tan / WA831K Gray / WA9779 Gray / WA9781
WA929L / 15 Cashmere Metallic	Avalanche	Tan / WA929L Gray / WA501F	Tan / WA929L Gray / WA501F Black / WA848 *	Silver / WA9967	Use Exterior Base Color	Gray / WA110D Tan / WA149B Black / WA167A Tan / WA195A Black / WA642H Black / WA848
	Cobalt	Tan / WA929L	Tan / WA929L Black / WA207D Black / WA848 *	Silver / WA263M Silver / WA9967	Tan / WA230A	Gray / WA104D Black / WA167A Brown / WA9648 Tan / WA9772
	DTS	Tan / WA929L	Tan / WA929L Gray / WA9817 Black / WA848 *	Silver / WA9967	Tan / WA230A	Tan / WA149B Black / WA167A Tan / WA830K Brown / WA935L
	Envoy	Tan / WA929L Gray / WA960L	Black / WA207D Gray / WA646H Black / WA848 *	Silver / WA6248 Gray / WA6272 Silver / WA778J Silver / WA9967	Use Exterior Base Color	Gray / WA104D Black / WA167A Gray / WA646H Tan / WA830K
	Express		Black / WA848 *	Silver / WA6248	Tan / WA230A	Tan / WA149B Black / WA167A Tan / WA195A Gray / WA9780 Gray / WA9902
	G6	Tan / WA929L	Black / WA848 *	Gray / WA8798 Silver / WA9021 Silver / WA9967	Tan / WA230A	Black / WA167A Tan / WA9772
	HHR	Tan / WA929L Gray / WA501F	Black / WA848 *	Silver / WA9967	Tan / WA230A	Gray / WA104D Gray / WA610F Tan / WA830K Tan / WA832K
	Ion	Tan / WA929L	Tan / WA929L Black / WA848 *	Gray / WA162D Silver / WA6248 Gray / WA8945 Gray / WA9789 Silver / WA9967	Use Exterior Base Color	Tan / WA149B Black / WA167A Silver / WA744J Brown / WA9648 Tan / WA9772 Gray / WA9779 Gray / WA9902
	(Cont'd.)					

All colors represented within this Guide are colors printed in the 2006 Color Manual. The color may not be printed in the Color Manual under the same category as represented within this Guide. **Example:** A bumper color chip may be found in the Exterior color section. Refer to all color chips under General Motors. * To determine the gloss level of WA848 Black, refer to **Miscellaneous** section.



Exterior Body Color	Model Name	Accent	Accessory	Wheel	Underhood	Interior
		Bumper/Fascia/Cladding Lower Tu-Tone Molding/Rocker Molding Wheel Flares	Grille/Air Dam Running Board/Step Pad Exterior Door Handle Roof Rail/Cargo Cover Roof Rack/Miscellaneous			
WA929L / 15 Cashmere Metallic (Cont'd.)	Lucerne	Tan / WA929L	Black / WA8555	Silver / WA263M Gray / WA951K Silver / WA9967	Tan / WA230A	Tan / WA149B Black / WA167A Gray / WA311N Gray / WA313N Black / WA400G Black / WA563F Tan / WA830K Tan / WA831K Brown / WA832K
	Malibu / Malibu Maxx	Tan / WA929L	Gray / WA501F Black / WA848 *	Gray / WA8798 Silver / WA9967	Use Exterior Base Color	Black / WA167A Brown / WA935L Tan / WA9772
	Montana SV6	Tan / WA929L Gray / WA183E	Gray / WA183E Black / WA848 *	Silver / WA9967	Use Exterior Base Color	Black / WA167A Tan / WA830K Tan / WA831K Gray / WA9779 Gray / WA9781
	Rainier	Tan / WA929L Black / WA207D	Gray / WA391E Black / WA848 *	Gray / WA6272 Silver / WA778J Gray / WA9243 Silver / WA9967	Use Exterior Base Color	Gray / WA104D Black / WA167A Tan / WA830K Brown / WA935L
	Relay	Tan / WA929L	Black / WA848 *	Gray / WA9789 Silver / WA9967	Use Exterior Base Color	Tan / WA830K Gray / WA9779 Gray / WA9781
	Rendezvous	Tan / WA929L	Gray / WA648H Black / WA848 *	Gray / WA8632 Silver / WA9967	Tan / WA230A	Gray / WA104D Gray / WA226M Brown / WA404G Brown / WA738J Silver / WA744J Tan / WA9772
	Savana		Black / WA848 *	Silver / WA6248	Tan / WA230A	Tan / WA149B Black / WA167A Tan / WA195A Gray / WA9780 Gray / WA9902
	Sierra	Tan / WA929L Gray / WA500F Silver / WA8867 Silver / WA926L Black / WA848 *	Gray / WA500F Black / WA848 *	Gray / WA6277 Silver / WA8867 Silver / WA9967	Use Exterior Base Color	Gray / WA110D Tan / WA149B Black / WA167A Tan / WA195A Black / WA642H
	Silverado	Tan / WA929L Gray / WA500F Silver / WA8867 Silver / WA926L Black / WA848 *	Tan / WA929L Gray / WA500F Black / WA848 *	Gray / WA6277 Silver / WA8867 Silver / WA9967	Use Exterior Base Color	Gray / WA110D Tan / WA149B Black / WA167A Tan / WA195A Black / WA642H
	Suburban	Tan / WA929L Gray / WA500F Silver / WA926L Black / WA848 *	Tan / WA929L Gray / WA500F Black / WA848 *	Silver / WA9967	Use Exterior Base Color	Tan / WA149B Black / WA167A Tan / WA195A
	Tahoe	Tan / WA929L Gray / WA500F Silver / WA926L Black / WA848 *	Tan / WA929L Gray / WA500F Black / WA848 *	Silver / WA9967 Black / WA8555	Use Exterior Base Color	Tan / WA149B Black / WA167A Tan / WA195A
	Terraza	Tan / WA929L	Black / WA848 *	Silver / WA9967	Use Exterior Base Color	Black / WA167A Tan / WA830K Tan / WA831K Gray / WA9779 Gray / WA9781
	TrailBlazer	Tan / WA929L Black / WA207D	Black / WA207D Black / WA848 *	Silver / WA6248 Gray / WA6272 Silver / WA778J Gray / WA9243 Silver / WA9967	Use Exterior Base Color	Gray / WA104D Black / WA167A Tan / WA830K
	Uplander	Tan / WA929L Gray / WA183E	Gray / WA183E Black / WA848 *	Silver / WA9967	Use Exterior Base Color	Black / WA167A Tan / WA830K Tan / WA831K Gray / WA9779 Gray / WA9781

(Cont'd.)

All colors represented within this Guide are colors printed in the 2006 Color Manual. The color may not be printed in the Color Manual under the same category as represented within this Guide. **Example:** A bumper color chip may be found in the Exterior color section. Refer to all color chips under General Motors. * To determine the gloss level of WA848 Black, refer to **Miscellaneous** section.



Exterior Body Color	Model Name	Accent	Accessory	Wheel	Underhood	Interior
		Bumper/Fascia/Cladding Lower Tu-Tone Molding/Rocker Molding Wheel Flares	Grille/Air Dam Running Board/Step Pad Exterior Door Handle Roof Rail/Cargo Cover Roof Rack/Miscellaneous			
WA929L / 15 Cashmere Metallic (Cont'd.)	Yukon	Tan / WA929L Silver / WA926L Black / WA848 *	Gray / WA500F Black / WA848 *	Silver / WA9967	Use Exterior Base Color	Tan / WA149B Black / WA167A Tan / WA195A
WA931L / 68 Blue Ice Metallic	DTS	Blue / WA931L	Blue / WA931L Gray / WA9817 Black / WA848 *	Silver / WA9967	Gray / WA224E	Tan / WA149B Black / WA167A Gray / WA311N Gray / WA313N Black / WA400G Tan / WA830K Brown / WA935L
	Impala	Tan / WA929L	Black / WA207D Black / WA848 *	Silver / WA9967	Gray / WA224E	Black / WA167A Gray / WA235M Gray / WA311N Gray / WA313N Gray / WA328N Brown / WA935L Tan / WA9772
	LaCrosse	Blue / WA931L Black / WA207D	Black / WA207D Black / WA848 *	Silver / WA9967	Use Exterior Base Color	Black / WA167A Gray / WA235M Gray / WA236M Black / WA563F Gray / WA924L Brown / WA9648 Tan / WA9772
	Lucerne	Blue / WA931L	Black / WA8555	Silver / WA263M Gray / WA951K Silver / WA9967	Gray / WA224E	Tan / WA149B Black / WA167A Gray / WA311N Gray / WA313N Black / WA400G Black / WA563F Tan / WA830K Tan / WA831K Brown / WA832K
WA933L / 19 Luxe Blue Metallic	Corvette	Blue / WA933L	Black / WA848 *	Silver / WA837K Gray / WA9243	Use Exterior Base Color	Black / WA167A Red / WA217M Gray / WA226M Gray / WA311N Tan / WA830K Gray / WA8489
	XLR	Blue / WA933L	Black / WA848 *	Silver / WA9967	Use Exterior Base Color	Tan / WA149B Black / WA167A
WA937L / 34 Red Blue Metallic	XLR	Blue / WA937L	Black / WA848 *	Silver / WA9967	Use Exterior Base Color	Tan / WA149B Black / WA167A
WA9414 / 34 Yellow	Cobalt	Yellow / WA9414	Yellow / WA9414 Black / WA207D Black / WA848 *	Silver / WA263M Silver / WA9967	Use Exterior Base Color	Gray / WA104D Black / WA167A Gray / WA9781 Gray / WA9902
	Pursuit	Yellow / WA9414	Yellow / WA9414 Black / WA207D Black / WA848 *	Silver / WA263M Silver / WA9967	Use Exterior Base Color	Gray / WA104D Black / WA167A Gray / WA9781
	Solstice	Yellow / WA9414 Gray / WA501F	Silver / WA994L	Silver / WA234M	Use Exterior Base Color	Black / WA167A Silver / WA324N Gray / WA610F
WA9417 / 88 Tangier Orange	Kodiak	Gray / WA6272	Orange / WA9417 Gray / WA6272 Black / WA848 *	Gray / WA6277		Tan / WA195A Black / WA642H
	Topkick	Gray / WA6272	Orange / WA9417 Gray / WA6248 Gray / WA6272 Black / WA848 *	Gray / WA6277		Tan / WA195A Black / WA642H
	T-Series Medium Duty	Gray / WA6272	Black / WA154D Gray / WA6272 Black / WA848 *	Gray / WA6277		Gray / WA8247

All colors represented within this Guide are colors printed in the 2006 Color Manual. The color may not be printed in the Color Manual under the same category as represented within this Guide. **Example:** A bumper color chip may be found in the Exterior color section. Refer to all color chips under General Motors. * To determine the gloss level of WA848 Black, refer to **Miscellaneous** section.



Exterior Body Color	Model Name	Accent	Accessory	Wheel	Underhood	Interior
		Bumper/Fascia/Cladding Lower Tu-Tone Molding/Rocker Molding Wheel Flares	Grille/Air Dam Running Board/Step Pad Exterior Door Handle Roof Rail/Cargo Cover Roof Rack/Miscellaneous			
WA946L / 27 Cobalt Red	G6	Red / WA946L	Black / WA848 *	Gray / WA8798 Silver / WA9021 Silver / WA9967	Use Exterior Base Color	Black / WA167A Tan / WA9772 Gray / WA9781
	Grand Prix	Red / WA946L Black / WA207D	Black / WA848 *	Gray / WA8945 Silver / WA9967	Use Exterior Base Color	Tan / WA104D Black / WA167A Tan / WA329N Tan / WA830K Tan / WA949L
	Impala	Red / WA946L	Black / WA207D Black / WA848 *	Silver / WA9967	Use Exterior Base Color	Black / WA167A Gray / WA235M Gray / WA311N Gray / WA313N Gray / WA328N Brown / WA935L Tan / WA9772
	Monte Carlo	Red / WA946L Black / WA207D	Black / WA207D Black / WA848 *	Silver / WA9967	Use Exterior Base Color	Gray / WA104D Black / WA167A Gray / WA311N Gray / WA313N Tan / WA9772
WA9539 / 47 Medium Green Metallic	Express		Black / WA848 *	Silver / WA6248	Green / WA233A	Tan / WA149B Black / WA167A Gray / WA184D Tan / WA195A Gray / WA9780 Gray / WA9902
	Kodiak	Gray / WA6272	Green / WA9539 Gray / WA6272 Black / WA848 *	Gray / WA6277		Tan / WA195A Black / WA642H
	Savana		Black / WA848 *	Silver / WA6248	Green / WA223A	Tan / WA149B Black / WA167A Gray / WA184D Tan / WA195A Gray / WA9780 Gray / WA9902
	Sierra	Green / WA9539 Gray / WA500F Gray / WA213M Silver / WA8867 Silver / WA926L Black / WA848 *	Gray / WA500F Black / WA848 *	Gray / WA6277 Silver / WA8867 Silver / WA9967	Use Exterior Base Color	Gray / WA110D Tan / WA149B Black / WA167A Tan / WA195A Black / WA642H
	Silverado	Green / WA9539 Gray / WA500F Gray / WA213M Silver / WA8867 Gray / WA805K Silver / WA926L Black / WA848 *	Green / WA9539 Gray / WA500F Black / WA848 *	Gray / WA6277 Silver / WA8867 Silver / WA9967	Use Exterior Base Color	Gray / WA110D Tan / WA149B Black / WA167A Tan / WA195A Black / WA642H
	Topkick	Gray / WA6272	Green / WA9539 Gray / WA6248 Gray / WA6272 Black / WA848 *	Gray / WA6277		Tan / WA195A Black / WA642H
	WA9566 / 13 Sebring Silver Metallic	ION	Silver / WA9566	Silver / WA9566 Black / WA848 *	Gray / WA162D Silver / WA6248 Gray / WA8945 Gray / WA9789 Silver / WA9967	Use Exterior Base Color
Vue		Silver / WA9566 Gray / WA501F	Gray / WA501F Black / WA848 *	Silver / WA9967 Gray / WA951K Silver / WA569F	Use Exterior Base Color	Tan / WA149B Black / WA167A Tan / WA826K Tan / WA9772 Gray / WA9779

All colors represented within this Guide are colors printed in the 2006 Color Manual. The color may not be printed in the Color Manual under the same category as represented within this Guide. **Example:** A bumper color chip may be found in the Exterior color section. Refer to all color chips under General Motors. * To determine the gloss level of WA848 Black, refer to **Miscellaneous** section.



Exterior Body Color	Model Name	Accent	Accessory	Wheel	Underhood	Interior
		Bumper/Fascia/Cladding Lower Tu-Tone Molding/Rocker Molding Wheel Flares	Grille/Air Dam Running Board/Step Pad Exterior Door Handle Roof Rail/Cargo Cover Roof Rack/Miscellaneous			
WA9567 / 10 Arctic White	Corvette	White / WA9567	Black / WA848 *	Silver / WA837K	Use Exterior Base Color	Black / WA167A Red / WA217M Gray / WA226M Gray / WA311N Tan / WA830K Gray / WA8489
WA961L / 93 White Gold Pearl	DTS	White / WA961L	White / WA961L Gray / WA9817 Black / WA848 *	Silver / WA9967	White / WA8554	Tan / WA149B Black / WA167A Gray / WA311N Gray / WA313N Black / WA400G Tan / WA830K Brown / WA935L
	Lucerne	White / WA961L	Black / WA8555	Gray / WA951K Silver / WA9967 Silver / WA263M	White / WA8554	Tan / WA149B Black / WA167A Gray / WA311N Gray / WA313N Black / WA400G Black / WA563F Tan / WA830K Tan / WA831K Brown / WA832K
WA9792 / 39 Indigo Blue Metallic	Kodiak	Gray / WA6272	Blue / WA9792 Gray / WA6272 Black / WA848 *	Gray / WA6277		Tan / WA195A Black / WA642H
	Topkick	Gray / WA6272	Blue / WA9792 Gray / WA6248 Gray / WA6272 Black / WA848 *	Gray / WA6277		Tan / WA195A Black / WA642H
WA9800 / 77 Dark Cherry Metallic	Grand Prix	Red / WA9800 Black / WA207D	Black / WA848 *	Gray / WA8945 Silver / WA9967	Use Exterior Base Color	Tan / WA104D Black / WA167A Tan / WA329N Tan / WA830K Tan / WA949L
WA983L / 06 Mary Kay Pearl III	DTS	Pink / WA983L	Pink / WA983L Gray / WA9817 Black / WA848 *	Silver / WA9967	Pink / WA990L	Tan / WA149B Black / WA167A Tan / WA830K Brown / WA935L
WA984L / 23 Green Jewel Frost Metallic	DTS	Green / WA984L	Green / WA984L Gray / WA9817 Black / WA848 *	Silver / WA9967	Green / WA858K	Tan / WA149B Black / WA167A Tan / WA830K Brown / WA935L
	Lucerne	Green / WA984L	Black / WA8555	Gray / WA951K Silver / WA9967 Silver / WA263M	Green / WA858K	Black / WA167A Gray / WA311N Black / WA563F Tan / WA830K Tan / WA831K Brown / WA832K
	Rendezvous	Green / WA984L	Gray / WA648H Black / WA848 *	Silver / WA9967 Gray / WA8632	Green / WA858K	Gray / WA104D Gray / WA226M Brown / WA404G Brown / WA738J Silver / WA744J Tan / WA9772
WA990A / 19U Black Licorice	Equinox	Black / WA990A Black / WA207D	Black / WA207D Black / WA848 *	Silver / WA8867 Silver / WA9967		Black / WA167A Silver / WA733J Tan / WA830K Brown / WA832K Gray / WA9780 Gray / WA9781
	Torrent	Black / WA990A Black / WA207D	Black / WA207D Silver / WA569F Black / WA848 *	Silver / WA8867 Silver / WA9967		Black / WA167A Tan / WA830K Gray / WA8489 Gray / WA9781

All colors represented within this Guide are colors printed in the 2006 Color Manual. The color may not be printed in the Color Manual under the same category as represented within this Guide. **Example:** A bumper color chip may be found in the Exterior color section. Refer to all color chips under General Motors. * To determine the gloss level of WA848 Black, refer to **Miscellaneous** section.



Exterior Body Color	Model Name	Accent	Accessory	Wheel	Underhood	Interior
		Bumper/Fascia/Cladding Lower Tu-Tone Molding/Rocker Molding Wheel Flares	Grille/Air Dam Running Board/Step Pad Exterior Door Handle Roof Rail/Cargo Cover Roof Rack/Miscellaneous			
WA994L / 67 Lt Tarnished Silver Metallic	Corvette	Silver / WA994L	Black / WA848 *	Silver / WA837K Gray / WA9243	Use Exterior Base Color	Black / WA167A Red / WA217M Gray / WA226M Gray / WA311N Tan / WA830K Gray / WA8489
	CTS	Silver / WA994L	Gray / WA8945 Black / WA848 *	Silver / WA6248 Gray / WA8798 Silver / WA9967	Silver / WA153D	Black / WA167A Tan / WA830K Brown / WA935L Gray / WA9781
	DTS	Silver / WA994L	Silver / WA994L Gray / WA9817 Black / WA848 *	Silver / WA9967	Silver / WA153D	Tan / WA149B Black / WA167A Gray / WA311N Gray / WA313N Black / WA400G Tan / WA830K Brown / WA935L
	Envoy	Silver / WA994L Gray / WA960L	Black / WA207D Gray / WA646H Black / WA848 *	Silver / WA6248 Gray / WA6272 Silver / WA778J Silver / WA9967	Use Exterior Base Color	Gray / WA104D Black / WA167A Gray / WA646H Tan / WA830K Gray / WA9780 Gray / WA9781
	G6	Silver / WA994L	Black / WA848 *	Gray / WA8798 Silver / WA9021 Silver / WA9967	Silver / WA153D	Black / WA167A Tan / WA9772 Gray / WA9781
	Grand Prix	Silver / WA994L Black / WA207D	Black / WA848 *	Gray / WA8945 Silver / WA9967	Use Exterior Base Color	Tan / WA104D Black / WA167A Tan / WA329N Tan / WA830K Tan / WA949L
	HHR	Silver / WA994L Gray / WA501F	Black / WA848 *	Silver / WA9967	Silver / WA153D	Gray / WA104D Gray / WA610F Tan / WA830K Tan / WA832K Gray / WA9781 Gray / WA9902
	Impala	Silver / WA994L	Black / WA207D Black / WA848 *	Silver / WA9967	Silver / WA153D	Black / WA167A Gray / WA235M Gray / WA311N Gray / WA313N Gray / WA328N Brown / WA935L Tan / WA9772
	LaCrosse	Silver / WA994L Black / WA207D	Black / WA207D Black / WA848 *	Silver / WA9967	Use Exterior Base Color	Black / WA167A Gray / WA235M Gray / WA236M Black / WA563F Gray / WA922L Gray / WA924L Brown / WA9648 Tan / WA9772
	Lucerne	Silver / WA994L	Black / WA8555	Silver / WA263M Gray / WA951K Silver / WA9967	Silver / WA153D	Tan / WA149B Black / WA167A Gray / WA311N Gray / WA313N Black / WA400G Black / WA563F Tan / WA830K Tan / WA831K Brown / WA832K
	Malibu / Malibu Maxx	Silver / WA994L	Gray / WA501F Black / WA848 *	Gray / WA8798 Silver / WA9967	Use Exterior Base Color	Black / WA167A Gray / WA311N Gray / WA313N Brown / WA935L Tan / WA9772
	(Cont'd.)					

All colors represented within this Guide are colors printed in the 2006 Color Manual. The color may not be printed in the Color Manual under the same category as represented within this Guide. **Example:** A bumper color chip may be found in the Exterior color section. Refer to all color chips under General Motors. * To determine the gloss level of WA848 Black, refer to **Miscellaneous** section.



Exterior Body Color	Model Name	Accent	Accessory	Wheel	Underhood	Interior
		Bumper/Fascia/Cladding Lower Tu-Tone Molding/Rocker Molding Wheel Flares	Grille/Air Dam Running Board/Step Pad Exterior Door Handle Roof Rail/Cargo Cover Roof Rack/Miscellaneous			
WA994L / 67 Lt Tarnished Silver Metallic (Cont'd.)	Montana SV6	Silver / WA994L Gray / WA183E	Gray / WA183E Black / WA848 *	Silver / WA9967	Use Exterior Base Color	Black / WA167A Tan / WA830K Tan / WA831K Gray / WA9779 Gray / WA9781
	Monte Carlo	Silver / WA994L Black / WA207D	Black / WA207D Black / WA848 *	Silver / WA9967	Silver / WA153D	Gray / WA104D Black / WA167A Gray / WA311N Gray / WA313N Tan / WA9772
	Rainier	Silver / WA994L Black / WA207D	Gray / WA391E Black / WA848 *	Gray / WA6272 Silver / WA778J Gray / WA9243 Silver / WA9967	Use Exterior Base Color	Gray / WA104D Black / WA167A Tan / WA830K Brown / WA935L Gray / WA9780 Gray / WA9781
	Relay	Silver / WA994L	Black / WA848 *	Gray / WA9789 Silver / WA9967	Use Exterior Base Color	Black / WA167A Tan / WA830K Tan / WA831K Gray / WA9779 Gray / WA9781
	Rendezvous	Silver / WA994L Silver / WA911L	Gray / WA648H Black / WA848 *	Gray / WA8632 Silver / WA9967	Silver / WA153D	Gray / WA104D Gray / WA226M Gray / WA739J Silver / WA744J Gray / WA9781 Gray / WA9902
	Solstice	Silver / WA994L Gray / WA501F	Silver / WA994L	Silver / WA234M	Use Exterior Base Color	Black / WA167A Silver / WA324N Gray / WA610F Tan / WA830K Gray / WA923L Gray / WA925L
	SRX	Silver / WA994L	Silver / WA267M Black / WA848 *	Gray / WA8945 Silver / WA9967	Silver / WA153D	Black / WA167A Tan / WA830K Brown / WA935L Gray / WA9781
	SSR	Silver / WA994L	Silver / WA994L Silver / WA147L	Silver / WA140L Silver / WA8867	Silver / WA153D	Black / WA167A
	STS	Silver / WA994L Gray / WA8945	Silver / WA267M Gray / WA8945 Black / WA848 *	Silver / WA9021	Silver / WA153D	Black / WA167A Tan / WA830K Brown / WA832K Gray / WA9781
	Terraza	Silver / WA994L	Black / WA848 *	Silver / WA9967	Use Exterior Base Color	Black / WA167A Tan / WA830K Tan / WA831K Brown / WA935L Gray / WA9779 Gray / WA9781
	TrailBlazer	Silver / WA994L Black / WA207D	Black / WA207D Black / WA848 *	Silver / WA6248 Gray / WA6272 Silver / WA778J Gray / WA9243 Silver / WA9967	Use Exterior Base Color	Gray / WA104D Black / WA167A Tan / WA830K Gray / WA9780 Gray / WA9781
	Uplander	Silver / WA994L Gray / WA183E	Gray / WA183E Black / WA848 *	Silver / WA9967	Use Exterior Base Color	Black / WA167A Tan / WA830K Tan / WA831K Gray / WA9779 Gray / WA9781
	XLR	Silver / WA994L	Black / WA848 *	Silver / WA9967	Use Exterior Base Color	Tan / WA149B Black / WA167A

All colors represented within this Guide are colors printed in the 2006 Color Manual. The color may not be printed in the Color Manual under the same category as represented within this Guide. **Example:** A bumper color chip may be found in the Exterior color section. Refer to all color chips under General Motors. * To determine the gloss level of WA848 Black, refer to **Miscellaneous** section.

AS8806



SHERWIN-WILLIAMS®
Automotive Finishes