



Color Manual


2006

Acura
Audi
BMW
Honda
Hyundai
Infiniti
Isuzu
Jaguar
Kia
Land Rover
Lexus
Maybach
Mazda
Mercedes-Benz
Mini
Mitsubishi
Nissan
Porsche
Saab
Scion
Subaru
Suzuki
Toyota
Volkswagen
Volvo

2006

Color Code Locations

For 2006 European Car Colors



Audi

(Inside Rear Compartment)
— under mat or seat back panel or back compartment panel or Spare Tire well

Color Code Locations

4

BMW

1 - 8

Jaguar

(Driver's Rear Door Jamb and /or Door Edge)

6

Mercedes-Benz

6

Mini

Outside Right Front Strut Tower

1

Porsche

6 - 8 - 10

Land Rover

Range Rover
Range Rover Sport
LR3

Color Code Locations

6

6

6

Saab

9-2X
9-3 Convertible
9-3 Sedan
9-5
9-7X (Glove Box)

10

2

2

10

Volkswagen

Spare tire wheel well under the carpet in the cargo area

Color Code Locations

4

Volvo

V50
V70
S60
S80
S40
XC70
XC90

8

8

8


8

3

8

8

For 2006 Asian Car Colors



Color Code Locations

Acura / Honda (All Models)

(Driver's Side B Pillar)

12

Hyundai (All Models)

(Driver's Door B Pillar)

12

Isuzu (All Models)

(Glove Box)

Lexus (All Models)

(Lower Rear Edge of Driver's Door or B-Pillar)

6

Infiniti

M35

12

M45

12

N40

12

Q45

1

QX56

12

G35

2

FX35

1

FX45

1

Kia (All Models)

12

Mazda

RX-8

12

B Series Truck

6

MX5

12

Mazda 5

12

MPV

12

Tribute

6

Mazda 6

6

Mazda 3

6

Mitsubishi

Eclipse / Eclipse Spyder

2

Galant

3

Montero

1

Raider (Front passenger floor pan)

Lancer

3

Lancer Evolution

3

Outlander

3

Endeavor

3

Nissan

Sentra

6

Altima

10

Maxima

3

Frontier

6

Pathfinder

1

Armada

12

Xterra

6

350z

3

Murano

1

Quest

12

Titan

12

X-Trail

6

Scion (All Models)

(Lower Rear Edge of Driver's Door or B-Pillar)

Color Code Locations

6 - 12

Subaru (All Models)

(Strut Tower)

7

Suzuki

Aerio

4

Forenza

3

Reno

3

Grand Vitara

13

Grand Vitara XL-7

2

Verona

2

Toyota (All Models)

(Lower Rear Edge of Driver's Door or B-Pillar)

6 - 12

INDEX








































Acura	5-7
Audi	49-51
BMW	3-5
Honda	5-7
Hyundai	8-10
Infiniti	33-37
Isuzu	10-15
Jaguar	16-17
Kia	17-19
Land Rover	19-20
Lexus	45-48
Maybach	20-21
Mazda	21-26
Mercedes-Benz	27-28
Mini	3-5
Mitsubishi	29-32
Nissan	33-37
Porsche	37-38
Saab	38-40
Scion	45-48
Subaru	41-42
Suzuki	43-44
Toyota	45-48
Volkswagen	49-51
Volvo	52

Based on information received from Car Manufacturers, the data contained herein is presumed to be correct. However, we cannot assume responsibility for error or change. These color chips are intended for identification purposes only. They are only representative of the colors and cannot be considered as color standards.

2006 CAR COLORS

BMW/MINI

BMW / MINI

	300 B/C		314 B/C		317 B/C		319 B/C			
		Alpine White III 50209		Bright Red 50210		Orient Blue Met 49858		Palmetto Run Met 65859		
349 B/C			354 B/C		381 B/C		405 B/C		416 B/C	
		Olive Met 60388		Titanium Silver Met 57127		Lemans Blue Met 62405		Imola Red 59126		Carbon Black Met 60906
430 B/C			438 B/C		440 B/C		442 B/C		449 B/C	
		Oxford Green Met 60403		Electric Red 62407		Stratus Gray Met 63043		Gray Green Met 63044		Slate Green Met 63047
470 B/C			472 B/C		475 B/C		481 B/C		482 B/C	
		Flamenco Red Met 64453		Sterling Gray Met 64075		Black Sapphire Met 63048		Kalahari Beige Met 64503		Toledo Blue Met 64504
668 B/C			850 B/C		851 B/C		859 B/C		870 B/C	
		Jet Black 59049		Pepper White 64546		Chili Red 64454		Solid Gold Met 64548		Electric Blue Met 64549
871 B/C			892 B/C		894 B/C		895 B/C		896 B/C	
		Dark Silver Met 64550		Titanium Gray Met 64506		Chiaretto Red Met 64507		British Racing Green Met 64456		Blue Water Met 64508
900 B/C			902 B/C		A07 B/C		A08 B/C		A09 B/C	
		Pure Silver Met 64457		Liquid Yellow 64458		Mystic Blue Met 67946		Sterling Silver Met 67765		Amethyst Gray Met 67964
A11 B/C			A13 B/C		A14 B/C		A18 B/C		A22 B/C	
		Highland Green Met 69149		Atlantic Blue Met 71317		Mineral Silver Met 69150		Quartz Blue Met 69152		Sparkling Graphite Met 69154

2006 CAR COLORS

BMW/MINI (Cont'd.)

A23
B/C



Sonora Met
69155

A24
B/C



Purple Haze Met
71629

A25
B/C



Astro Black Met
69169

A26
B/C



Hot Orange Met
69156

A27
B/C



Cool Blue Met
69157

A28
B/C



Hyper Blue Met
71630

A29
B/C



Silverstone II Met
71651

A30
B/C



Interlagos Blue Met
69158

A31
B/C



Indianapolis Red Met
69159

A32
B/C



Sepang Silver Met
69160

A34
B/C



Arktis Met
69161

A35
B/C



Monaco Blue Met
69162

A36
B/C



Titanium Gray Met
69170

A38
B/C



Michigan Blue Met
74246

A39
B/C



Barbera Red Met
74247

A41
B/C



Barrique Red Met
69164

A42
B/C



Ultramarine Blue Met
75633

A43
B/C



Deep Green Met
69165

A44
B/C



Reflexsilber Met
74394

A47
B/C



Solar Red Met
75634

A48
B/C



Royal Gray Met
75635

A49
B/C



Space Blue Met
75636

A51
B/C



Montego Blue Met
75637

CHIP PENDING

S07
B/C



Solitaire Met
68051

S11
B/C



Blue Onyx Met
69167

S12
B/C




Opal Black Met
69168

S23
B/C



Rubinschwarz Met
71858


S34
B/C



Azuritschwarz Met
74395


Mini Roof / Mirror

668
B/C



Jet Black
59049

899
B/C



Aspen White
64706

























2006 CAR COLORS

BMW/MINI (Cont'd.)

Model Year Designation (10th character of VIN number)	
Code	Year
6	2006
5	2005
4	2004
3	2003
2	2002
1	2001
Y	2000
X	1999
W	1998
V	1997
T	1996
S	1995

Assembly Plant Codes (11th character of VIN number)	
Plant Code	Plant
A, F or K	Munich, Germany
B, C, D or G	Dingolfing, Germany
E	Toluca, Mexico
J	Regensburg, Germany
L	Spartanburg, South Carolina
N	Pretoria, South Africa

HONDA/ACURA

	 Arctic Blue Pearl 63570	 Long Beach Blue Pearl 64525/26	 Suzuka Blue Met 64203	 Sapphire Blue Met 64742
 Midnight Blue Pearl 64982	 Vivid Blue Pearl 65612	 Meteor Silver Met 65703	 Navy Blue Pearl 65704	 Fiji Blue Pearl 66364
 Ocean Mist Met 68982	 Opulent Blue Pearl 70862	 Steel Blue Met 70160	 Royal Blue Pearl 73217	 Atomic Blue Met 74090
 Bluish Silver Met 74196	 Sky Mist Met 73218	 Bluish Silver Met 74313	 Bermuda Blue Pearl 74197	 Nighthawk Black Pearl 57077
 Opal Silver Blue Met 64204	 Deep Green Pearl 65876	 Amazon Green Met 73212	 Jade Green Met 69220	 Kiwi Green Met 74314

B/C-Basecoat/Clearcoat Color.
These colors are intended to be used only as a reference, and may not be exact representations of mixed or applied color.

2006 CAR COLORS

HONDA/ACURA (Cont'd.)

NH547
B/C



Berlina Black
44713

NH552M
B/C



Sebring Silver Met
44893

NH565
B/C




Grand Prix White
46723

NH578
B/C



Taffeta White
49558

NH603P
3 Stage



White Diamond Pearl
56728/29

NH623M
B/C



Satin Silver Met
58755

NH624P
3 Stage



Premium White Pearl
59159/60

NH630M
B/C



Silverstone Met
60032

NH643M
B/C



Anthracite Met
64120

NH658P
B/C



Graphite Pearl
64743

NH662P
NH662P-4
B/C



Sagebrush Pearl
64983

NH674P
B/C



Cosmic Gray Pearl
67836

NH675P
B/C



Magnesium Met
66365

NH676M
B/C



Moon Rock Met
67840

NH677P
NH677P-4
3 Stage



Aspen White Pearl
67853/54

NH678M
B/C



Silver Pearl Met
68983

NH679M
B/C



Slate Green Met
68984

NH684P
B/C



Sparkle Gray Pearl
69221

NH685M
B/C



Celestial Silver Met
70861

NH686M
B/C



Lakeshore Silver Met
70860

NH689M
NH689M-4
B/C



Billet Silver Met
70065

NH691M
B/C



Silver Moss Met
69107

NH695M
B/C



Silver Frost Met
69260

NH700M
NH700M-4
B/C



Alabaster Silver Met
74091

NH701M
NH701M-4
B/C



Galaxy Gray Met
74092

NH704M
B/C



Super Platinum Met
74411

R510
Tinted C/C



New Formula Red
60033/49762

R513
R513-4
B/C



Rallye Red
61821

R519P
R519P-4
B/C



Redrock Pearl
64038

R522P
B/C



Redondo Red Pearl
64744

R525P
R525P-4
B/C



Tango Red Pearl
69994

R527M
B/C



Seashell Pink Met
74412

R81
B/C



Milano Red
46552

R94
B/C



San Marino Red
54543

YR538M
B/C



Desert Mist Met
64745

YR545M
B/C



Desert Rock Met
68985

YR550M
B/C



Sahara Sand Met
69108

Y65P
3 Stage



Rio Yellow Pearl
67849/50

YR528M
B/C



Shoreline Mist Met
60796

B/C-Basecoat/Clearcoat Color.

These colors are intended to be used only as a reference, and may not be exact representations of mixed or applied color.


2006 CAR COLORS

HONDA/ACURA (Cont'd.)

<p>YR536P 3 Stage</p>  <p>Imola Orange Pearl 64335/36</p>	<p>YR552M B/C</p>  <p>Blaze Orange Met 69222</p>	<p>YR557P YR557P-4 B/C</p>  <p>Habanero Red Pearl 74315</p>	<p>YR560M B/C</p>  <p>Moonrise Met 73219</p>
<p>YR562P B/C</p>  <p>Bronze Gray Met 74316</p>	<p>YR563M B/C</p>  <p>Tangerine Mist Met 74317</p>	<p>YR564M B/C</p>  <p>Deep Burgundy Met 74199</p>	<p>YR565P B/C</p>  <p>Dark Mocha Pearl 74200</p>

Bed Liner

BDL



Black
73903

Bumper / Fascia


CRL



Charcoal
67588

Rocker Panel

CRLM



Charcoal Met
67589

Underhood: Honda and Acura models use exterior base color with one coat clear

Model Year Designation (10th character of VIN number)	
Code	Year
6	2006
5	2005
4	2004
3	2003
2	2002
1	2001
Y	2000
X	1999
W	1998
V	1997
T	1996
S	1995

Assembly Plant Codes (11th character of VIN number)			
Vehicle Color Code			
Plant Code	Plant	Suffix	Models
A	Marysville, Ohio	NONE	TL, Accord 2D/4D
B	Lincoln, Alabama	NONE	Odyssey
C	Sayama, Japan	NONE	RL, CRV, Accord Hybrid, TSX
G	El Salto, Mexico	CODE WITH "-15" (*)	Accord 4D
H	Alliston, Ontario	CODE WITH "-4"	Civic 2D/4D, MDX, Pilot, CX, Ridgeline
L	East Liberty, Ohio	NONE	Civic 4D, Element
S	Suzuka, Japan	NONE	Insight, S2000, NSX
U	Swindon, England	NONE	Civic Hybrid, RSX, CRV, Civic 3D

* El Salto, Mexico-Paint Identification Label may or may not include the "-15" suffix.

2006 CAR COLORS



2B
B/C



Ice Blue Met
74294

2M
B/C



Charcoal Gray Mica
74295

3E
B/C



Dark Sapphire Blue Mica
74296

3W
B/C



Sheer Yellow
74297

5R
B/C



Wine Red Mica
74298

5S
B/C



Platinum Silver Mica
74299

8N
B/C



Leaf Green Met
74300

9G
B/C



Sand Beige Met
74301

A1
B/C



Golden Beige Met
71021

A4
B/C



Autumn Brown Mica
71974

AH
B/C




Electric Red Pearl
67613

B7
B/C



Golden Beige Met
71021

BU
B/C



Alpine Frost Pearl
69647

BW
B/C



Platinum Green Met
69648

D2
B/C



Deepwater Blue Pearl
71975

D3
B/C




Aquamarine Mica
71976

E1
B/C




Steel Gray Met
71022

EB
B/C



Ebony Black
35010

F1
B/C



Ebony Black
35010

F9
B/C



Aubergine Met
74289

G2
B/C



Dandy Green Mica
71977

G6
B/C



Steel Gray Met
71022

G8
B/C



Light Green Met
74290

H1
B/C



Crystal Silver Met
71979

HL
B/C



Retro Red
60939

K1
B/C



Bright Silver Met
71025

KO
B/C



Champagne Met
63027

LS
B/C



Pewter Met
63029

M2
B/C




Mocha Frost Met
71332

M9
B/C



Sage Green Met
74291

N2
3 Stage




Powder White Pearl
71023/24

N8
B/C



Sunset Orange Met
74292

NW
B/C



Nordic White
44911

OL
B/C



Nautical Blue Met
69652

P1
B/C



Deepwater Blue Pearl
71975

R2
B/C



Dark Cinnamon Mica
71978

S7
B/C



Bright Silver Met
71025

SK
B/C



Silver Sage Met
67612

B/C-Basecoat/Clearcoat Color.

These colors are intended to be used only as a reference, and may not be exact representations of mixed or applied color.

2006 CAR COLORS



(Cont'd.)

T9
B/C




Venetian Blue Met
74293

TW
B/C



Sterling Silver Met
67611

U1
B/C



Aquamarine Mica
71976

U7
B/C



Steel Blue Met
71331

VA
B/C



Mesa Red Pearl
69654

VH
B/C



Orange Crush Met
69831

VX
B/C



Rally Red
64476

VZ
B/C



Spruce Green Mica
67678

W1
3 Stage



Powder White Pearl
71023/24

W2
B/C



Dark Cinnamon Mica
71978

WN
B/C



Moonlit Blue Mica
66840

XX
B/C



Tidal Wave Blue Pearl
67615

YK
B/C



Sahara Silver Met
65526

YY
B/C



Sunburst Yellow
64716

Z9
B/C



Crystal Silver Met
71979

Cladding

HC
B/C



Cool Gray Met
57715

PE
B/C



Light Silver Met
59564

XA
B/C



Mauve Gray Met
66845

ZW
B/C



Dark Gray Met
70431

Underhood: Hyundai models use light or dark gray primer or tint to approximate exterior base color with or without clearcoat.

DGU



Dark Gray
64519

LGU



Light Gray
64518

Model Year Designation (10th character of VIN number)	
Code	Year
6	2006
5	2005
4	2004
3	2003
2	2002
1	2001
Y	2000
X	1999
W	1998
V	1997
T	1996
S	1995

Assembly Plant Codes (11th character of VIN number)	
Plant Code	Plant
A	Asan, Korea
H	Montgomery, AL
U	Ulsan, Korea

B/C-Basecoat/Clearcoat Color.
These colors are intended to be used only as a reference, and may not be exact representations of mixed or applied color.

2006 CAR COLORS



(Cont'd.)

Tu-Tone Combination Codes			
Tu-Tone Code	Model	Upper Color	Lower Color
	Tucson	BU	ZW
	Tucson	EB	ZW
	Tucson	NW	ZW
	Tucson	OL	ZW
	Tucson	VA	ZW
	Tucson	YK	ZW
	Tucson	BW	ZW
ED	Santa Fe	EB	HC
K4	Santa Fe	M2	XA
M4	Santa Fe	OL	HC
NU	Santa Fe	NW	PE
OL	Santa Fe	OL	HC
RZ	Santa Fe	LS	HC
TX	Santa Fe	EB	HC
W5	Santa Fe	U7	XA
WI	Santa Fe	NW	PE

ISUZU

935
B/C



Starry Black Mica

72569

936
B/C



Sterling Silver Met

72568

937
B/C



Crystal Blue Met

72570

WA152D
16U
B/C



Isuzu White

56205

WA204M
49U
B/C



Currant Red Met

67827

WA215M
38U
B/C



Tamarack Green Met

67754

WA253A
86U



Wheatland Yellow

54874

WA349D
23U
B/C



Isuzu Blue

56206


WA5456
43U
B/C



Yellow

50398

WA703J
22U
B/C



Adriatic Blue Met

64615

WA7156
46U



Woodland Green

30530

WA7475
72U
B/C



Standard Red

32097

WA802K
85U
B/C



Copper Orange Met

63551

WA805K
62U
B/C



Graphite Gray Met

64590

WA8265
61U



Doeskin Tan

34070


WA8555
41U
B/C



Onyx Black

33756

WA8624
50U
B/C



Arctic White

34851

WA9088
94U
B/C



Red Rock Met

42481

WA9260
74U
B/C



Radiant Red

39339

WA926L
59U
B/C



Platinum Silver Met

66693

WA928L
46U
B/C



Teal Gray Met

65724

WA929L
15U
B/C



Cashmere Met

66692

WA9417
88U
B/C



Tangier Orange

43349

WA994L
67U
B/C



Mineral Silver Met

66691

B/C-Basecoat/Clearcoat Color

These colors are intended to be used only as a reference, and may not be exact representations of mixed or applied color.

2006 CAR COLORS

ISUZU (Cont'd.)

Bumper/Fascia/Cladding

(For Colors not shown in this section refer to EXTERIOR section)

WA501F



Dark Smoke Gray
61291

WA528F
B/C



Bronzemist Met
57068

WA6272



Light Argent
54985

WA8798
B/C



Gray Met
35367

Lower Tu-Tone

WA528F
76L
B/C



Bronzemist Met
57068

WA8798
90L
B/C



Gray Met
35367

Molding/Rocker Molding

(For Colors not shown in this section refer to EXTERIOR section)

WA501F



Dark Smoke Gray
61291

WA528F
B/C



Bronzemist Met
57068

WA8798
B/C



Gray Met
35367

Wheel Flares

(For Colors not shown in this section refer to EXTERIOR section)

WA501F



Dark Smoke Gray
61291

WA528F
B/C



Bronzemist Met
57068

WA6272



Light Argent
54985

WA8798
B/C



Gray Met
35367

Grille

WA154D



Isuzu Black
59197

WA501F



Dark Smoke Gray
61291

Running Board / Step Pad

WA207D



Dark Charcoal
62346

WA501F



Dark Smoke Gray
61291

WA6272



Light Argent
54985

Wheel

WA6277



Gray
52848

WA8945



Gray Met
36523

WA951K
B/C



Light Gray Met
70851

WA9967
B/C



Sparkle Silver Met
46455

B/C-Basecoat/Clearcoat Color

These colors are intended to be used only as a reference, and may not be exact representations of mixed or applied color.

2006 CAR COLORS

ISUZU (Cont'd.)

Miscellaneous

WA848



Black
40 degree gloss
33415

WA848



Black
50 degree gloss
35322

WA848



Black
60 degree gloss
52845

WA848



Black
Full gloss
55952

WA848



Black
20 degree gloss
60977

WA848



Black
30 degree gloss
47861

Underhood

(For Colors in this section refer to EXTERIOR section)

Interior

WA104D




Opal Gray
52506

WA109D



Med Pewter
53953

WA110D



Med Dark Pewter
53955

WA167A



Ebony
50541

WA173D



Med Dark Gray
54083

WA642H



Very Dark Pewter
61482

WA830K



Light Cashmere
67506

WA912K



Titanium Met
67561

WA9780



Dark Gray
46363

WA9781



Light Gray
46228

Model Year Designation (10th character of VIN number)

Code	Year
6	2006
5	2005
4	2004
3	2003
2	2002
1	2001
Y	2000
X	1999
W	1998
V	1997
T	1996
S	1995

Assembly Plant Codes (11th character of VIN number)

Plant Code	Plant
C	Sayama, Japan
2	Moraine
4	Lafayette, IN USA
6	Oklahoma City, OK USA
7	Fuji Sawa, Japan
8	Shreveport, LA USA

2006 CAR COLORS

ISUZU

Isuzu Color Compatibility Plan						
EXTERIOR BODY COLOR	MODEL	ACCENT Bumper/Fascia/Cladding Lower Tu-Tone Molding/Rocker Molding Wheel Flares	ACCESSORY Grille Running Board/Step Pad Miscellaneous	WHEEL	UNDERHOOD	INTERIOR
WA152D / 16U Isuzu White	Medium Duty Truck	Gray / WA6272	Black / WA154D Gray / WA6272 Black / WA848 *	Gray / WA6277		Gray / WA173D
WA204M / 49U Currant Red Metallic	Ascender	Red / WA204M Brown / WA528F	Red / WA204M Black / WA207D Black / WA848 *	Gray / WA8945 Gray / WA951K	Use Exterior Base Color	Gray / WA104D Black / WA167A Tan / WA830K
WA215M / 38U Tamarack Green Metallic	Ascender	Green / WA215M Brown / WA528F	Green / WA215M Black / WA207D Black / WA848 *	Gray / WA8945 Gray / WA951K	Use Exterior Base Color	Gray / WA104D Black / WA167A Tan / WA830K
WA349D / 23U Isuzu Blue	Medium Duty Truck	Gray / WA6272	Black / WA154D Gray / WA6272 Black / WA848 *	Gray / WA6277		Gray / WA173D
WA5456 / 43U Yellow	I-280	Gray / WA501F	Gray / WA501F	Silver / WA9967	Use Exterior Base Color	Gray / WA104D Gray / WA109D Gray / WA110D Black / WA167A Black / WA642H Tan / WA830K Gray / WA912K
	I-350	Yellow / WA5456 Gray / WA501F	Gray / WA501F	Silver / WA9967	Use Exterior Base Color	Gray / WA104D Gray / WA109D Gray / WA110D Black / WA167A Black / WA642H Tan / WA830K Gray / WA912K
WA703J / 22U Adriatic Blue Metallic	Ascender	Blue / WA703J Gray / WA8798	Blue / WA703J Black / WA207D Black / WA848 *	Gray / WA8945 Gray / WA951K	Use Exterior Base Color	Gray / WA104D Black / WA167A Gray / WA9780 Gray / WA9781
	I-280	Gray / WA501F	Gray / WA501F	Silver / WA9967	Use Exterior Base Color	Gray / WA104D Gray / WA109D Gray / WA110D Black / WA167A Black / WA642H Tan / WA830K Gray / WA912K
	I-350	Blue / WA703J Gray / WA501F	Gray / WA501F	Silver / WA9967	Use Exterior Base Color	Gray / WA104D Gray / WA109D Gray / WA110D Black / WA167A Black / WA642H Tan / WA830K Gray / WA912K
WA7156 / 46U Woodland Green	Medium Duty Truck	Gray / WA6272	Black / WA154D Gray / WA6272 Black / WA848 *	Gray / WA6277		Gray / WA173D
WA7475 / 72U Standard Red	Medium Duty Truck	Gray / WA6272	Black / WA154D Gray / WA6272 Black / WA848	Gray / WA6277		Gray / WA173D
WA802K / 85U Copper Orange Metallic	I-280	Gray / WA501F	Gray / WA501F	Silver / WA9967	Use Exterior Base Color	Gray / WA104D Gray / WA109D Gray / WA110D Black / WA167A Black / WA642H Tan / WA830K Gray / WA912K
	I-350	Orange / WA802K Gray / WA501F	Gray / WA501F	Silver / WA9967	Use Exterior Base Color	Gray / WA104D Gray / WA109D Gray / WA110D Black / WA167A Black / WA642H Tan / WA830K Gray / WA912K

2006 CAR COLORS

ISUZU

Isuzu Color Compatibility Plan (Cont'd.)

EXTERIOR BODY COLOR	MODEL	ACCENT Bumper/Fascia/Cladding Lower Tu-Tone Molding/Rocker Molding Wheel Flares	ACCESSORY Grille Running Board/Step Pad Miscellaneous	WHEEL	UNDERHOOD	INTERIOR
WA805K / 62U Graphite Gray Metallic	Ascender	Gray / WA805K Gray / WA8798	Gray / WA805K Black / WA207D Black / WA848 *	Gray / WA8945 Gray / WA951K	Use Exterior Base Color	Gray / WA104D Black / WA167A Gray / WA9780 Gray / WA9781
WA8265 / 61U Doeskin Tan	Medium Duty Truck	Gray / WA6272	Black / WA154D Gray / WA6272 Black / WA848	Gray / WA6277		Gray / WA173D
WA8555 / 41U Onyx Black	Ascender	Black / WA8555 Gray / WA8798	Black / WA8555 Black / WA207D Black / WA848 *	Gray / WA8945 Gray / WA951K	Use Exterior Base Color	Gray / WA104D Black / WA167A Gray / WA9780 Gray / WA9781
	I-280	Gray / WA501F	Gray / WA501F	Silver / WA9967	Use Exterior Base Color	Gray / WA104D Gray / WA109D Gray / WA110D Black / WA167A Black / WA642H Tan / WA830K Gray / WA912K
	I-350	Black / WA8555 Gray / WA501F	Gray / WA501F	Silver / WA9967	Use Exterior Base Color	Gray / WA104D Gray / WA109D Gray / WA110D Black / WA167A Black / WA642H Tan / WA830K Gray / WA912K
WA8624 / 50U Arctic White	Ascender	White / WA8624 Gray / WA8798	White / WA8624 Black / WA207D Black / WA848 *	Gray / WA8945 Gray / WA951K	Use Exterior Base Color	Gray / WA104D Black / WA167A Gray / WA9780 Gray / WA9781
	I-280	Gray / WA501F	Gray / WA501F	Silver / WA9967	Use Exterior Base Color	Gray / WA104D Gray / WA109D Gray / WA110D Black / WA167A Black / WA642H Tan / WA830K Gray / WA912K
	I-350	White / WA8624 Gray / WA501F	Gray / WA501F	Silver / WA9967	Use Exterior Base Color	Gray / WA104D Gray / WA109D Gray / WA110D Black / WA167A Black / WA642H Tan / WA830K Gray / WA912K
WA9088 / 94U Red Rock Metallic	I-280	Gray / WA501F	Gray / WA501F	Silver / WA9967	Use Exterior Base Color	Gray / WA104D Gray / WA109D Gray / WA110D Black / WA167A Black / WA642H Tan / WA830K Gray / WA912K
	I-350	Red / WA9088 Gray / WA501F	Gray / WA501F	Silver / WA9967	Use Exterior Base Color	Gray / WA104D Gray / WA109D Gray / WA110D Black / WA167A Black / WA642H Tan / WA830K Gray / WA912K
WA9260 / 74U Radiant Red	I-280	Gray / WA501F	Gray / WA501F	Silver / WA9967	Use Exterior Base Color	Gray / WA104D Gray / WA109D Gray / WA110D Black / WA167A Black / WA642H Tan / WA830K Gray / WA912K

2006 CAR COLORS

ISUZU

Isuzu Color Compatibility Plan (Cont'd.)						
EXTERIOR BODY COLOR	MODEL	ACCENT Bumper/Fascia/Cladding Lower Tu-Tone Molding/Rocker Molding Wheel Flares	ACCESSORY Grille Running Board/Step Pad Miscellaneous	WHEEL	UNDERHOOD	INTERIOR
WA9260 / 74U Radiant Red (Cont'd.)	I-350	Red / WA9260 Gray / WA501F	Gray / WA501F	Silver / WA9967	Use Exterior Base Color	Gray / WA104D Gray / WA109D Gray / WA110D Black / WA167A Black / WA642H Tan / WA830K Gray / WA912K
WA926L / 59U Platinum Silver Metallic	I-280	Gray / WA501F	Gray / WA501F	Silver / WA9967	Use Exterior Base Color	Gray / WA104D Gray / WA109D Gray / WA110D Black / WA167A Black / WA642H Tan / WA830K Gray / WA912K
	I-350	Silver / WA926L Gray / WA501F	Gray / WA501F	Silver / WA9967	Use Exterior Base Color	Gray / WA104D Gray / WA109D Gray / WA110D Black / WA167A Black / WA642H Tan / WA830K Gray / WA912K
WA928L / 46U Teal Gray Metallic	I-280	Gray / WA501F	Gray / WA501F	Silver / WA9967	Use Exterior Base Color	Gray / WA104D Gray / WA109D Gray / WA110D Black / WA167A Black / WA642H Tan / WA830K Gray / WA912K
	I-350	Gray / WA928L Gray / WA501F	Gray / WA501F	Silver / WA9967	Use Exterior Base Color	Gray / WA104D Gray / WA109D Gray / WA110D Black / WA167A Black / WA642H Tan / WA830K Gray / WA912K
WA929L / 15U Natural Suede Metallic	Ascender	Tan / WA929L Brown / WA528F	Tan / WA929L Black / WA207D Black / WA848 *	Gray / WA8945 Gray / WA951K	Use Exterior Base Color	Gray / WA104D Black / WA167A Tan / WA830K
WA994L / 67U Mineral Silver Metallic	Ascender	Silver / WA994L Gray / WA8798	Silver / WA994L Black / WA207D Black / WA848 *	Gray / WA8945 Gray / WA951K	Use Exterior Base Color	Gray / WA104D Black / WA167A Gray / WA9780 Gray / WA9781 Gray / WA912K
		* To determine the gloss level of WA848 Black, refer to Miscellaneous section.				

2006 CAR COLORS



CHA
1964
B/C




Salsa
67710

CHB
1975
B/C



Radiance Mica
67711

GDM
2002
B/C



Winter Gold Met
73241

HGD
1753
B/C



British Racing Green
57347

HGZ
1957
B/C



Jaguar Racing Green Met
65292

JHV
1927
B/C



Zircon Met
64478

JJF
1947A
B/C



Ultraviolet Mica
67712

JJX
2003
B/C



Indigo Met
73242

LHK
1926
B/C



Quartz Met
64477

LHL
1943
B/C



Slate Mica
64479

MDV
1860
B/C




Seafrost Met
58560

MDZ
1916
B/C




Platinum Met
59560

NEG
1942
B/C



White Onyx
63035

NEL
2023
B/C



Porcelain White
74303

PEC
1807
B/C



Ebony
65293

PEF
1959
B/C



Midnight Met
65294

PEH
2045
B/C



Black Cherry Met
75653

Underhood

JUC07



Dark Green
54037

JUC10




Pale Gray
59127

JUC15



Dark Gray Blue
54042

JUC20



Black
54046

JUC32



Light Blue
59130

JUC33



Light Gray Green
60546

JUC51



Yellow Green
65579

JUC56



Gray Green
64481

JUC61



Red
67800

JUC62




Burgundy
67801

JUC63



Med Blue
67802

JUC82



White
67803

Jaguar Exterior / Underhood Compatibility

Exterior Code	Underhood Code
CHA / 1964	JUC61
CHB / 1975	JUC62
HGD / 1753	JUC07
HGZ / 1957	JUC51
JHV / 1927	JUC32
JJF / 1947A	JUC63
LHK / 1926	JUC56
LHL / 1943	JUC15
MDV / 1860	JUC33
MDZ / 1916	JUC10
NEG / 1942	JUC82
PEC / 1807	JUC20
PEF / 1959	JUC20






























2006 CAR COLORS



Model Year Designation (10th character of VIN number)	
Code	Year
6	2006
5	2005
4	2004
3	2003
2	2002
1	2001
Y	2000
X	1999
W	1998
V	1997
T	1996
S	1995

















Assembly Plant Codes (11th character of VIN number)	
Plant Code	Plant
2,3,T or S	Browns Lane, England
I or H	Castle Bromwich, England
X or W	Halewood, England

KIA

	1C B/C		1L B/C		1S B/C		3N B/C		
		Imperial Blue Met 65290		Royal Jade Green Pearl 71898		Spark Blue Met 70968		Ivy Green Met 65223	
3P B/C	4C B/C			4Y B/C		5C B/C		6C B/C	
Volcanic Red Met 71900		Cobalt Blue Met 67685		Sand Beige Met 67931		Olive Green Met 51494		Clear Silver Met 68144	
6D B/C	6K B/C			7P B/C		7V B/C		8V B/C	
Smokey Brown Met 71901		Deep Ocean Blue Met 74254		Claret Red Met 74398		Olive Gray Met 73513		Midnight Gray Met 75683	
9B B/C	9L B/C			9P B/C		C5 B/C		D8 B/C	
Midnight Black Met 63787		Natural Olive Met 71897		Black Cherry Met 71902		Diamond Silver Met 62499		Cream Gold Met 67686	
EB B/C	G7 B/C			J1 B/C		J4 B/C		J6 B/C	
Ebony Black 58554		Alpine Gray Met 65226		Polar Blue Met 73511		Cashmere Beige Met 73512		Light Almond Beige Met 74255	
J9 B/C	K2 B/C			K5 B/C		K6 B/C		K9 B/C	
Sunset Gold Met 74399		Indigo Blue Met 67706		Velvet Blue Met 74396		Smart Blue Met 71899		Glacier Blue Met 74397	

2006 CAR COLORS

KIA (Cont'd.)

L1 B/C		N7 B/C		O6 B/C		O8 B/C	
	Ice Blue Met 54477		Carbon Gray Met 67688		Sunset Orange Met 73516		Tropical Red Met 73515
P6 B/C		R1 B/C		R8 B/C		S4 B/C	
	Charming Ruby Red Met 75682		Radiant Red Met 68142		Dark Rose Red Met 67687		Steel Silver Met 71894
						S5 B/C	
							Dark Bronze Met 68143
S6 B/C		T5 B/C		U3 3 Stage		U4 3 Stage	
	Satin Silver Met 71895		Sapphire Blue Met 73514		New White Pearl 65227/28		Pearl White 74163/64
						UD B/C	
							Clear White 56641
VR		Y3 B/C					
	Classic Red 56646		Champagne Met 71896				

Underhood: Kia models use exterior base color with or without clearcoat.

KIA COLOR COMPATIBILITY				
EXTERIOR BODY COLOR	MODEL NAME	TU-TONE CODE	CLADDING	BUMPER/FASCIA
1L / Royal Jade Green Pearl	Sportage		Gray / 9T	Gray / 9T
3N / Ivy Green Metallic	Sorento	VH	Tan / 8Y	
		VN	Gray / V9	
3P / Volcanic Red Metallic	Sportage		Gray / 9T	Gray / 9T
4Y / Sand Beige Metallic	Sorento	QQ	Tan / 8Y	
6C / Clear Silver Metallic	Sorento	YL	Gray / V9	
6D / Smokey Brown Metallic	Sportage		Gray / 9T	Gray / 9T
9L / Natural Olive Metallic	Sportage		Gray / 9T	Gray / 9T
9P / Black Cherry Metallic	Sportage		Gray / 9T	Gray / 9T
EB / Ebony Black	Amanti		Gray / 6W	
	Sorento	ZQ	Tan / 8Y	
		YC	Gray / V9	
G7 / Alpine Gray Metallic	Sorento	VQ	Gray / V9	
K2 / Indigo Blue Metallic	Sorento	UZ	Tan / 8Y	
		UY	Gray / V9	
K6 / Smart Blue Metallic	Sportage		Gray / 9T	Gray / 9T
L1 / Ice Blue Metallic	Sorento	MI	Gray / V9	
R1 / Radiant Red Metallic	Sorento	5X	Tan / 8Y	
		3X	Gray / V9	
S4 / Steel Silver Metallic	Sportage		Gray / 9T	Gray / 9T
S6 / Satin Silver Metallic	Sportage		Gray / 9T	Gray / 9T
UD / Clear White	Sorento	YF	Tan / 8Y	
		YD	Gray / V9	
	Sportage		Gray / 9T	Gray / 9T
Y3 / Champagne Metallic	Sportage		Gray / 9T	Gray / 9T

2006 CAR COLORS

KIA (Cont'd.)

Bumper/Fasia/ Cladding

6W



Warm Gray Met
67932

8Y
B/C



Stone Beige Met
62504

9T
B/C



Dark Gray Met
74406

V9
B/C



Pewter Gray Met
62498

Model Year Designation (10th character of VIN number)

Code	Year
6	2006
5	2005
4	2004
3	2003
2	2002
1	2001
Y	2000
X	1999
W	1998
V	1997
T	1996
S	1995

Assembly Plant Codes (11th character of VIN number)

Plant Code	Plant
5	Hwasung
6	Sohari
7	Kwangju



CBK
889
B/C



Rimini Red
67922

CDX
696
B/C



Alveston Red Met
60902

EYS
811
B/C



Vesuvius Orange Met
67980

GAN
846
B/C



Maya Gold Met
65806

HFU
799
B/C



Keswick Green
71810

HFY
904
B/C




Tonga Green Met
67923

HZB
734
B/C



Giverny Green Met
65563

JEU
849
B/C



Cairns Blue Met
67924

JGJ
796
B/C



Buckingham Blue
69202

JGL
913
B/C



Biscay Blue Met
74302

LAL
659
B/C



Bonatti Gray Met
63120

MBH
962
B/C




Arctic Frost Met
68218

MVC
737
B/C



Zambezi Silver Met
64484

NAL
603
B/C




Chawton White
57291

NAU
916
B/C



Atacama Sand Met
74160

NCL
909
B/C



Alaska White
74303

PNF
697
B/C



Java Black Mica
59147

Underhood

764



Zambezi Silver
66863

768




Giverny Green
66867

769



Alveston Red
66868

770



Chawton White
66869









B/C-Basecoat/Clearcoat Color.

These colors are intended to be used only as a reference, and may not be exact representations of mixed or applied color.

2006 CAR COLORS



Underhood (Cont'd.)

<p>803</p>  <p>Maya Gold 73237</p>	<p>805</p>  <p>Rimini Red 73231</p>	<p>806</p>  <p>Cairns Blue 73232</p>	<p>807</p>  <p>Tonga Green 73233</p>	<p>808</p>  <p>Arctic Frost 73234</p>
<p>773</p>  <p>Bonatti Gray 66871</p>	<p>775</p>  <p>Java Black 66873</p>	<p>781</p>  <p>Tangier Orange 75705</p>		










Land Rover Exterior / Underhood Compatibility	
Exterior Code	Underhood Code
CBK / 889	805
CDX / 696	769
EYS / 811	781
GAN / 846	803
HFY / 904	807
HZB / 734	768
JEU / 849	806

Land Rover Exterior / Underhood Compatibility	
Exterior Code	Underhood Code
JGJ / 796	775
LAL / 659	773
MBH / 962	808
MVC / 737	764
NAL / 603	770
PNF / 697	775

Model Year Designation (10th character of VIN number)	
Code	Year
6	2006
5	2005
4	2004
3	2003
2	2002
1	2001
Y	2000
X	1999
W	1998
V	1997
T	1996
S	1995

Assembly Plant Codes (11th character of VIN number)	
Plant Code	Plant
A	Solihull, England

MAYBACH

<p>697 1-697 B/C</p>  <p>Rocky Mountain Light Brown Met 67791</p>	<p>367 5-367 B/C</p>  <p>Cote D'Azur Blue Middle Met 67787</p>	<p>725 7-725 B/C</p>  <p>Himalayas Gray Dark Met 66496</p>	<p>385 5-385 B/C</p>  <p>Cote D'Azur Blue Bright Met 67788</p>	<p>756 7-756 B/C</p>  <p>Himalayas Gray Middle Met 66544</p>	<p>491 8-491 B/C</p>  <p>Rocky Mountain Dark Brown Met 67789</p>	<p>766 9-766 B/C</p>  <p>Nayarit Silver Met 71558</p>	<p>588 3-588 B/C</p>  <p>Ayers Rock Red Met 67790</p>	<p>770 7-770 B/C</p>  <p>Himalayas Gray Bright Met 67792</p>
--	---	---	---	---	---	--	--	---

B/C-Basecoat/Clearcoat Color
These colors are intended to be used only as a reference, and may not be exact representations of mixed or applied color.

2006 CAR COLORS

MAYBACH (Cont'd.)

773
7-773
B/C



Tierra Del Fuego
Bright Met

66586

780
9-780
B/C



Alaska White

71411

781
7-781
B/C



Tierra Del Fuego
Middle Met

66585


808
6-808
B/C



Ireland Dark Green
Met

67793

886
6-886
B/C



Ireland Med Green
Met

67794

947
5-947
B/C



Cote D'Azur Blue Dark
Met

67795

972
9-972
B/C



Caspian Black Met

67796

975
9-975
B/C




Caspian Black Pearl

67558

**Underhood: Maybach models
may use specific color keyed
primer or exterior base color
only.**

107
1-107



Alabasterweiss

70170

245
7-245



Anthrazit

71419

746
7-746



Silbergrau

70146

Model Year Designation (10th character of VIN number)

Code	Year
6	2006
5	2005
4	2004
3	2003

Assembly Plant Codes (11th character of VIN number)

Plant Code	Plant
A	Sindelfingen, Germany



16W
B/C



Black Mica

56106

22R
B/C



Platinum Silver Met

62302

22V
B/C



Sunlight Silver Met

62301

24E
B/C



Sparkling Silver Met

64144

25D
3 Stage



Whitewater Pearl

64256/57

25E
B/C



Strato Blue Mica

64732

26A
TL
B/C



Satin Silver Met

63454

27A
3 Stage



Velocity Red Mica

67266/67

27B
B/C



Winning Blue Met

66438

27C
B/C



Nordic Green Mica

66439

28B
B/C



Carbon Gray Mica

70982

28N
B/C



Gloaming Silver Met

67617

28W
B/C



Black Cherry Mica

67622

29Y
B/C



Titanium Gray II Met

67268

B/C-Basecoat/Clearcoat Color

These colors are intended to be used only as a reference, and may not be exact representations of mixed or applied color.

2006 CAR COLORS



MAZDA (Cont'd.)

30P
B/C



Cardinal Red Mica
68221

30S
B/C



Liquid Platinum Met
68086

32B
B/C



Stellar Silver Met
70983

32C
B/C



Phantom Blue Mica
70984

32H
B/C



Mocha Mica
73221

32J
B/C



Iris Blue Mica
73222

32S
B/C



Galaxy Gray Mica
70985

32V
B/C



Copper Red Mica
73223

33V
B/C



Breeze Met
73808

33Y
B/C



Icy Blue Met
72904

34E
B/C



Bronze Met
72905

34F
B/C



Cosmic Black Mica
72906

34J
B/C



Aurora Blue Mica
74410

34K
3 Stage



Crystal White Pearl
74408/09

A3F
B/C




Brilliant Black
31029

A4A
B/C



True Red
70986

A4D
B/C



Rally White
64735

A5M
B/C



Marble White
70987

AQ
37G
B/C



Sandstorm Met
58299

C2
28D
B/C



Pebble Ash Met
64095

CX
26B
28G
B/C



Dark Shadow Gray Met
63399

D3
A4S
B/C



Volcanic Red
61261

D6
B/C



Screaming Yellow
65423

G2
25W
B/C



Redfire Met
64089

GW
28E
31K
B/C



Blazing Copper Met
66460

HH
32M
B/C



Dark Cherry Met
71344

HP
A2N
B/C



Hi Performance White
68862

KR
28F
B/C



Squall Blue Pearl
67950

LZ
32N
B/C



Bright Island Blue Met
60587

SN
25V
B/C



Sonic Blue Pearl
64641

T6
33D
B/C



Stormfront Gray Met
68856

T7
B/C




Charcoal Beige Met
68860

T8
32P
B/C



Tungsten Gray Met
69218

UA
14K
A2X
B/C



Mystic Black
38743

UB
NN
B/C




Black Onyx
48951

YN
21H
B/C



Silver Met
43638

YZ
14L
UB
A5H
B/C



Oxford White
44093

B/C-Basecoat/Clearcoat Color.

These colors are intended to be used only as a reference, and may not be exact representations of mixed or applied color.

2006 CAR COLORS



MAZDA (Cont'd.)

Bumper/Fascia/Cladding

(For Colors not shown in this section refer to EXTERIOR section)

ZJWA



Storm Gray
62397

Molding

ZJWA



Storm Gray
62397

Rocker Panel

(For Colors not shown in this section refer to EXTERIOR section)

ZJWA



Storm Gray
62397

Wheel Flares

M7090G



Dark Shadow Gray Met
64843

ZJWA



Storm Gray
62397

Grille

M6388G



Black
40131

Step Bar / Pad

M6388G



Black
40131

Miscellaneous

M6388G



Black
40131

Wheel

M6389A
B/C



Sparkle Silver Met
46574

UARC
B/C



Lightning Silver Met
64272

ZJJC



Silver Met
49680

ZJQC
B/C



Silver Met
62390

Interior

2N4A



Med Dark Flint
64276

2N5A



Dark Flint
64277

2NBA



Light Flint
64278

3P2C
B/C



Ghin Rime Met
74446

3TCA



Pebble 3
65283

BJAA



Light Parchment
57625

JA6A



Black
32963

ZHEA

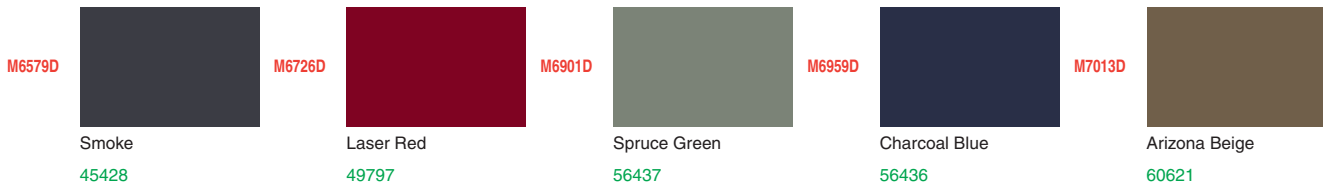
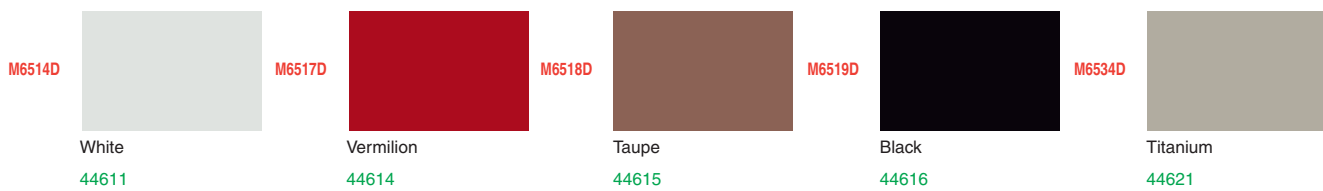




Ebony
42878

2006 CAR COLORS



Underhood: Mazda models may use specific color keyed primer or exterior base color only.



Model Year Designation (10th character of VIN number)	
Code	Year
6	2006
5	2005
4	2004
3	2003
2	2002
1	2001
Y	2000
X	1999
W	1998
V	1997
T	1996
S	1995

Assembly Plant Codes (11th character of VIN number)	
Plant Code	Plant
0	Hiroshima, Japan
1	Hofu, Japan
5	Flat Rock, Michigan
K	Kansas City
P	Twin Cities
U	Louisville, Kentucky

B/C-Basecoat/Clearcoat Color
These colors are intended to be used only as a reference, and may not be exact representations of mixed or applied color.

MAZDA

Mazda Color Compatibility Plan

Exterior Body Color	Model	Bumper/Fascia/Cladding Molding Rocker Panel Wheel Flares	Grille Step Pad Miscellaneous	Wheel	Underhood	Interior
AQ Sandstorm Metallic	B-Series Truck	Tan / AQ Gray / M7090G	Tan / AQ Black / M6388G	Silver / UARC Silver / ZJJC Silver / ZJQC	Tan / M7013D Brown / M6518D	Gray / 2N4A Black / JA6A Black / ZHEA
C2 / 28D Pebble Ash Metallic	Mazda6				White / M6514D	
	Tribute	Gold / C2 Gray / ZJWA	Gold / C2 Black / M6388G	Silver / M6389A	Green / M6901D Brown / M6518D	Gray / 2N5A Gray / 2NBA Silver / 3P2C Tan / 3TCA Tan / BJAA Black / JA6A Black / ZHEA
CX / 26B / 28G Dark Shadow Gray Metallic	B-Series Truck	Gray / CX Gray / M7090G	Gray / CX Black / M6388G	Silver / UARC Silver / ZJJC Silver / ZJQC	Gray / M6579D	Gray / 2N4A Black / JA6A Black / ZHEA
	Tribute	Gray / CX Gray / ZJWA	Gray / CX Black / M6388G	Silver / M6389A	Gray / M6579D Brown / M6518D	Gray / 2N5A Gray / 2NBA Silver / 3P2C Tan / 3TCA Tan / BJAA Black / JA6A Black / ZHEA
D3 / A4S Volcanic Red	B-Series Truck	Red / D3 Gray / M7090G	Red / D3 Black / M6388G	Silver / UARC Silver / ZJJC Silver / ZJQC	Red / M6517D Brown / M6518D	Gray / 2N4A Black / JA6A Black / ZHEA
	Mazda6				Brown / M6518D	
D6 Screaming Yellow	B-Series Truck	Yellow / D6 Gray / M7090G	Yellow / D6 Black / M6388G	Silver / UARC Silver / ZJJC Silver / ZJQC	Yellow / M7121D White / M6514D	Gray / 2N4A Black / JA6A Black / ZHEA
G2 / 25W Redfire Metallic	B-Series Truck	Red / G2 Gray / M7090G	Red / G2 Black / M6388G	Silver / UARC Silver / ZJJC Silver / ZJQC	Red / M6726D Brown / M6518D	Gray / 2N4A Black / JA6A Black / ZHEA
	Mazda6				Brown / M6518D	
	Tribute	Gray / CX Gray / ZJWA	Red / G2 Black / M6388G	Silver / M6389A	Red / M6726D Brown / M6518D	Gray / 2N5A Gray / 2NBA Silver / 3P2C Tan / 3TCA Tan / BJAA Black / JA6A Black / ZHEA
GW / 28E / 31K Blazing Copper Metallic	Tribute	Gray / CX Gray / ZJWA	Orange / GW Black / M6388G	Silver / M6389A	Orange / M7119D Brown / M6518D	Gray / 2N5A Gray / 2NBA Silver / 3P2C Tan / 3TCA Tan / BJAA Black / JA6A Black / ZHEA
HH / 32M Dark Cherry Metallic	Mazda6				Black / M6519D	
HP / A2N High Performance White	Mazda6				White / M6514D	
KR / 28F Squall Blue Pearl	Mazda6				Black / M6519D	
LZ / 32N Bright Island Blue Metallic	Mazda6				Black / M6519D	
SN / 25V Sonic Blue Pearl	B-Series Truck	Blue / SN Gray / M7090G	Blue / SN Black / M6388G	Silver / UARC Silver / ZJJC Silver / ZJQC	Blue / M7058D Gray / M6579D	Gray / 2N4A Black / JA6A Black / ZHEA
	Mazda6				Black / M6519D	
(Cont'd.)						

2006 CAR COLORS







































Mazda Color Compatibility Plan (Cont'd.)

Exterior Body Color	Model	Bumper/Fascia/Cladding Molding Rocker Panel Wheel Fiares	Grille Step Pad Miscellaneous	Wheel	Underhood	INTERIOR
SN / 25V Sonic Blue Pearl (Cont'd.)	Tribute	Gray / CX Gray / ZJWA	Blue / SN Black / M6388G	Silver / M6389A	Blue / M7058D Brown / M6518D	Gray / 2N5A Gray / 2NBA Silver / 3P2C Tan / 3TCA Tan / BJAA Black / JA6A Black / ZHEA
T6 / 33D Stormfront Gray Metallic	Tribute	Gray / ZJWA	Gray / T6 Black / M6388G	Silver / M6389A	Gray / M6959D Brown / M6518D	Gray / 2N5A Gray / 2NBA Silver / 3P2C Tan / 3TCA Tan / BJAA Black / JA6A Black / ZHEA
T7 Charcoal Beige Metallic	Tribute	Gray / ZJWA	Gray / T6 Black / M6388G	Silver / M6389A	Gray / M6579D Black / M6519D	Gray / 2N5A Gray / 2NBA Silver / 3P2C Tan / 3TCA Tan / BJAA Black / JA6A Black / ZHEA
T8 / 32P Tungsten Gray Metallic	Mazda6				Black / M6519D	
TL / 26A Satin Silver Metallic	Mazda6				White / M6514D	
UA / 14K / A2X Mystic Black	B-Series Truck	Black / UA Gray / M7090G	Black / UA Black / M6388G	Silver / UARC Silver / ZJJC Silver / ZJQC	Black / M6519D Gray / M6579D	Gray / 2N4A Black / JA6A Black / ZHEA
	Tribute	Black / UA Gray / ZJWA	Black / UA Black / M6388G	Silver / M6389A	Black / M6519D Brown / M6518D	Gray / 2N5A Gray / 2NBA Silver / 3P2C Tan / 3TCA Tan / BJAA Black / JA6A Black / ZHEA
UB / NN Black Onyx	Mazda6				Black / M6519D	
YN / 21H / Silver Metallic	B-Series Truck	Silver / YN Gray / M7090G	Silver / YN Black / M6388G	Silver / UARC Silver / ZJJC Silver / ZJQC	Silver / M6534D White / M6514D	Gray / 2N4A Black / JA6A Black / ZHEA
	Tribute	Silver / YN Gray / ZJWA	Silver / YN Black / M6388G	Silver / M6389A	Silver / M6534D Brown / M6518D	Gray / 2N5A Gray / 2NBA Silver / 3P2C Tan / 3TCA Tan / BJAA Black / JA6A Black / ZHEA
YZ / 14L / UB Oxford White	B-Series Truck	White / YZ Gray / M7090G	White / YZ Black / M6388G	Silver / UARC Silver / ZJJC Silver / ZJQC	White / M6514D	Gray / 2N4A Black / JA6A Black / ZHEA
	Tribute	Gray / CX Gray / ZJWA	White / YZ Black / M6388G	Silver / M6389A	White / M6514D Brown / M6518D	Gray / 2N5A Gray / 2NBA Silver / 3P2C Tan / 3TCA Tan / BJAA Black / JA6A Black / ZHEA

2006 CAR COLORS

MERCEDES-BENZ

MERCEDES-BENZ

			025 B/C		029 B/C		031 B/C		
				Designo Black Met 59879		Designo Silver Met 60648		Chromaflair Met 66493	
032 B/C		033 B/C		034 B/C		036 B/C		037 B/C	
	Mystic Blue Pearl 66495		Mocha Black Met 62930		Varicolor III Met 66494		Designo Cashmere Met 64436		Mystic Red Met 67937
038 3 Stage		039 B/C		040 B/C		041 B/C		042 B/C	
	Mystic White Pearl 71859/60		Mauritius Blue Met 71696		Black 58311		Designo Graphite Met 65699		Designo Bronze Met 67938
043 B/C		112 B/C		153 B/C		158 B/C		182 B/C	
	Designo Chablis Met 67939		Majestic Black Met 75650		Snow White 61230		Galaxit Black Met 74311		Almandine Black Met 60649
185 B/C		189 B/C		191 B/C		197 B/C		345 B/C	
	Jade Black Met 64564		Black Opal Met 53160		Cosmos Black Met 75605		Obsidian Black Met 56680		Orion Blue Met 62932
347 B/C		349 B/C		353 B/C		357 B/C		359 B/C	
	Horizon Blue Met 60651		Alpine Rain Met 74201		Platinum Blue Met 64585		Cadet Blue Met 64586		Capri Blue Met 62933
368 B/C		375 B/C		391 B/C		474 B/C		487 B/C	
	Flint Gray Met 67115		Atoll Blue Met 66471		Horizon Blue Met 75606		Verde Brook Met 66594		Paprika Met 64431
541 B/C		544 B/C		548 B/C		567 B/C		589 B/C	
	Storm Red Met 74202		Barolo Red Met 74203		Firemist Met 58469		Bordeaux Red Met 58470		Jupiter Red 65154

B/C-Basecoat/Clearcoat Color.
These colors are intended to be used only as a reference, and may not be exact representations of mixed or applied color.

2006 CAR COLORS



A17 B/C		A18 B/C		A19 B/C		A31 B/C			
	Warm Sand Met 66618		Dusk Gray Met 45365		Soprano Silver Met 66619		Cool Silver Met 65666		
A33 B/C		A39 B/C		A72 B/C		A86 B/C		B01 B/C	
	Liquid Silver Met 68239		Graphite Gray Pearl 71657		Carbon Gray Pearl 69176		Greenish Silver Met 73901		Med Blue 74256
C04 B/C		G44 B/C		G94 B/C		H01 B/C		H32 B/C	
	Mineral Beige Pearl 66764		Lofty Green Pearl 62632		Light Green Met 73702		Greenish Silver 74257		Titanium Pearl 63479
M03 B/C		P06 B/C		P18 B/C		P23 B/C		P26 B/C	
	Rotor Glow Pearl 72996		Ultra Red Pearl 64966		Real Red 72997		Phoenix Red 69638		Red Met 72696
PBJ B/C		PBT B/C		PDM B/C		PJC B/C		PRJ B/C	
	Steel Blue Pearl 62221		Cobalt Blue Pearl 56684		Granite Gray Met 65886		Sahara Sand Met 64023		Lava Red Pearl 63915
PSB B/C		PW7 B/C		R20 Tinted C/C		S08 B/C		S13 B/C	
	Alloy Silver Met 57270		Arctic White 37298		Rio Red Pearl 62309/49762		Champagne Met 65159		Platinum Pearl 67168
S74 B/C		T34 B/C		T54 B/C		T60 B/C		T70 B/C	
	Sudan Beige Met 52773		Torch Steel Blue Pearl 65887		Mystic Blue Pearl 66622		UV Blue Pearl 70905		Electric Blue Pearl 69639
W13 3 Stage		W23 3 Stage		W26 B/C		W37 B/C		W69 3 Stage	
	Diamond White Pearl 64052/53		Viking White Pearl 66760/61		Frost White Pearl 72998		Igloo White 69640		Dover White Pearl 60614/15


MITSUBISHI

2006 CAR COLORS



(Cont'd.)

X13
PX8
B/C



Kalapana Black
34858

X24
B/C



Midnight Black Pearl
69116

X42
B/C



Labrador Black Pearl
62310

Bumper/ Cladding

CMH
18032
B/C



Silver Met
75573

H25
B/C



Med Argent Silver Met
71309

Lower Tu-Tone

A18
B/C



Manhattan Gray Met
45365

S74
B/C



Sudan Beige Met
52773

Molding

PBJ
B/C



Steel Blue Pearl
62221

PBT
B/C




Cobalt Blue Pearl
56684

PDM
B/C



Granite Gray Met
65886

PJC
B/C



Sahara Sand Met
64023

PRJ
B/C




Lava Red Pearl
63915

PSB
B/C




Alloy Silver Met
57270

PW7
B/C



Arctic White
37298

PX8
B/C



Carbide Black
34858

Underhood

AC10595




Gray
38368

AC10845




Beige
43545

AC10863



White
45018

AC10955



White
45340

AC11063



Beige
53052

AC11235



Light Gray
61215

AC11312



Blue
59445

CMB
17005



Med Blue
66731

CMB
17008



Deep Blue
74288

CMG
17003



Grayish Green
62487

CMH
17005



Dark Gray
71028

CMR
17001




Red
63172

CMR
17003



Red
74287

CMW
17002



White
64229

B/C-Basecoat/Clearcoat Color.

These colors are intended to be used only as a reference, and may not be exact representations of mixed or applied color.

2006 CAR COLORS



(Cont'd.)

Interior

DH



Slate Gray
67122

J3



Khaki
63631

J8



Dark Khaki
63632

X9



Black
46006

Interior Tu-Tone Combination Codes

Tu-Tone Code	Upper Color	Lower Color
D5	DH	X9
J3	J8	J3

Exterior Tu-Tone Combination Codes

Tu-Tone Code	Upper Color	Lower Color
N7S	W23	S74
WH7	W23	A18
X7E	X24	S74

Mitsubishi Exterior / Underhood Compatibility

Exterior Code	Underhood Code
A19	AC10595
A31	AC10595
S74	AC10845
S08	AC10845
W13	AC10863
W23	AC10955
A17	AC11063
A17	AC11235
T54	AC11312
A39	CMB17005
G44	CMG17003
R20	CMR17001
W23	CMW17002

Model Year Designation (10th character of VIN number)

Code	Year
6	2006
5	2005
4	2004
3	2003
2	2002
1	2001
Y	2000
X	1999
W	1998
V	1997
T	1996
S	1995

Assembly Plant Codes (11th character of VIN number)

Plant Code	Plant
E	Normal, Illinois
J or P	Nagoya, Japan
T	Tonsley Park, Australia
U	Mizushima, Japan

MITSUBISHI

2006 CAR COLORS



(Cont'd.)

Mitsubishi Color Compatibility Plan







































EXTERIOR BODY COLOR	MODEL	BUMPER / FASCIA	MOLDING	INTERIOR
A31 / Cool Silver Metallic	Outlander	Gray / H25		
A39 / Graphite Gray Pearl	Outlander	Gray / H25		
G44 / Lofty Green Pearl	Outlander	Gray / H25		
PBJ / Steel Blue Pearl	Raider		Blue / PBJ	Gray / DH Black / X9
P23 / Phoenix Red	Outlander	Gray / H25		
PBT / Cobalt Blue Pearl	Raider		Blue / PBT	Tan / J3 Brown / J8
PDM / Granite Gray Metallic	Raider		Gray / PDM	Gray / DH Black / X9 Tan / J3 Brown / J8
PJC / Sahara Sand Metallic	Raider		Tan / PJC	Tan / J3 Brown / J8
PRJ / Lava Red Pearl	Raider		Red / PRJ	Gray / DH Black / X9 Tan / J3 Brown / J8
PSB / Alloy Silver Metallic	Raider		Silver / PSB	Gray / DH Black / X9
PW7 / Arctic White	Raider		White / PW7	Gray / DH Black / X9 Tan / J3 Brown / J8
PX8 / Carbide Black	Raider		Black / PX8	Gray / DH Black / X9 Tan / J3 Brown / J8
R20 / Rio Red Pearl	Outlander	Gray / H25		
T70 / Electric Blue Pearl	Outlander	Gray / H25		
W13 / Diamond White Pearl	Outlander	Gray / H25		
X42 / Labrador Black Pearl	Outlander	Gray / H25		

MITSUBISHI

2006 CAR COLORS



NISSAN / INFINITI

			A11 B/C		A12 B/C		A15 B/C		
				Orange Met 64822		Volcanic Orange Met 66851		Red Brown Met 64903	
A17 B/C		A20 B/C		A30 3 Stage		A33 B/C		A50 B/C	
	Lemans Sunset Met 64899		Code Red 69000		Orange Mica 68118/19		Crimson Roulette Met 69001		Orange Met 74189
AX2 B/C		AX5 B/C		AX6 B/C		AY2 B/C		B14 B/C	
	Inferno Met 61702		Merlot Pearl 61881		Red 63185		Garnet Fire Met 64806		Sapphire Blue Met 66852
B17 B/C		B18 B/C		B21 B/C		B23 B/C		B25 B/C	
	Daytona Blue Met 64901		Deep Water Blue Pearl 66623		Med Blue Met 65529		Blue Dusk Met 69002		Green Blue Pearl 69003
B30 B/C		B41 B/C		B42 B/C		B44 B/C		B45 B/C	
	Blue Met 68117		Blue 73850		Blue 73851		Blue Met 73852		Light Blue Met 74190
B46 B/C		BW5 B/C		BW6 B/C		BW9 B/C		BX7 B/C	
	Blue Met 74191		Twilight Blue Met 61000		Athabaska Blue Met 61005		Majestic Blue Met 60382		Electric Blue Met 61690
C12 B/C		C14 B/C		C16 B/C		C20 B/C		C21 B/C	
	Coral Sand Met 66853		Bronze Shimmer Met 65696		Grayish Brown Met 65530		Gold Met 69004		Woodland Bronze Met 68987
C31 B/C		C41 B/C		C42 B/C		D10 B/C		D23 B/C	
	Umbria Gray Met 69005		Grayish Brown Met 73853		Beige Met 74192		Emerald Mist Met 64807		Jaded Met 69018

NISSAN / INFINITI

B/C-Basecoat/Clearcoat Color

These colors are intended to be used only as a reference, and may not be exact representations of mixed or applied color.

2006 CAR COLORS



NISSAN / INFINITI (Cont'd.)

D42
B/C



Green Met
74193

DW0
B/C



Champlain Green Met
61248

DY2
B/C




Mystic Emerald Met
63495

E10
B/C



Sunburst
64906

E20
B/C



Light Olive
66447

E30
B/C



Yellow Met
68121

E32
B/C



Light Gold Met
64907

E33
3 Stage



Yellow Pear
69006/07

E41
B/C



Light Yellow
73854

EV0
B/C



Sunlit Sand Met
58543

EW3
B/C



Solar Yellow
60381

EY0
B/C



Golden Sand Met
63308

EY2
B/C



Silica Gold Met
65811

F40
B/C



Blue Green Met
73855

G10
B/C



Galaxy Black Met
65606

G41
B/C



Black Met
73856

J10
B/C



Olive Green Met
64830

J11
B/C



Yellowish Green
64831

J20
B/C



Jade Met
66453

K11
B/C



Smoke Met
65607

K12
B/C



Silver Mist Met
65608

K21
B/C



Platinum Met
66925

K22
B/C



Chrome Silver Met
66918

K23
B/C



Liquid Platinum Met
69008

K25
B/C



Liquid Aluminum Met
67284

K26
B/C



Hippo Gray Met
68988

K27
B/C



Structural Gray Met
68989

K32
B/C




Serengeti Sand Met
69009

K47
B/C



Gray
73857

KH3
B/C



Black Obsidian
41104

KV9
B/C



Radium Met
59928

KX6
B/C



Desert Platinum Met
63635

KY0
B/C



Chrome Silver Met
63784

KY1
B/C



Sheer Silver Met
63498

KY2
B/C



Polished Pewter Met
63499

L40
B/C



New Maroon Met
73858

L41
B/C



Grayish Purple Met
74194

B/C-Basecoat/Clearcoat Color


These colors are intended to be used only as a reference, and may not be exact representations of mixed or applied color.

2006 CAR COLORS




NISSAN / INFINITI (Cont'd.)

Q11
3 Stage



Nordic White Pearl
65610/11

QM1



Cloud White
50658

QX1
3 Stage



Ivory Pearl
63312/13

L42
B/C



Red Purple Met
75574

Q10
B/C



Nordic White
65609

TV3
B/C



Maui Blue Met
61007

WV2
B/C



Diamond Graphite Met
62220

QX3
3 Stage



Satin White Pearl
62330/31

R10
B/C



Orange Met
64908

Underhood

A01M1




Dark Red
64116

A01M2



Dark Red
63382

A01W1



Red
63381

A01W2



Red
63384

A02M1



Dark Maroon
65237

A02M2



Red
74258

A02T1



Orange
74266

A02T2



Red
63328

A03M2



Red
74259

A03T1




Orange
74267

A03T2



Orange
74258

B01M1



Dark Blue
63374

B01W2



Blue
63375

B02T1



Light Blue
74275

B03M2



Blue
75675

C01W2



Dark Tan
65236

C01W3



Beige
74270

D01W2



Green
63370

D03M1



Green
74271

D03T1



Green
74272

D04T1



Yellow
74273

E01T1



Yellow
74268

E01W1



Beige
63332

B/C-Basecoat/Clearcoat Color.

These colors are intended to be used only as a reference, and may not be exact representations of mixed or applied color.

2006 CAR COLORS



NISSAN / INFINITI Underhood (Cont'd.)

E03T2




Greenish Yellow
74269

K01M2



Black
63364

K01T2



Black
63330

K01W2



Black
63365

K02T2



Gray
63331

K02W2



Gray
63359

K03M1



Gray
63353

K03W1



Gray
63355

K03W2



Gray
63357

K04M1



White
63349

K04W2



White
63351

K04W3



White
74260

K04W4



White
74261

K07M2



Gray
74262

K08M2



White
74263

Q01T1



White
74264

R01W1



Orange
74274

Nissan / Infiniti Exterior / Underhood Compatibility

Exterior Code	Underhood Code
A11	A02T1
A17	A02M2
A17	A03T2
A30	A03T1
A33	A01M1
A33	A01M2
AX5	A01W1
AX6	A01W2
AX6	A02M1
AX6	A02T2
AX6	A03M2
AY2	A02M1
B17	B02T1
B17	B03M2
B21	B01M1
B30	B01M1
BW5	B01M1
BW5	K01M2
BW6	B01W2
BW9	K01W2
C16	A01M1
C31	K01M2
D10	D03M1
DW0	D01W2
E20	C01W2
E20	C01W3
E30	E01T1
E32	E03T2

Nissan / Infiniti Exterior / Underhood Compatibility

Exterior Code	Underhood Code
E0	C01W3
EY0	E01W1
J10	D03T1
J11	D04T1
K21	K02W2
K22	K01M2
K23	K03M1
K25	K07M2
K32	K03M1
KH3	K01M2
KH3	K01T2
KH3	K01W2
KX6	K03M1
KX6	K07M2
KY0	K03M1
KY0	K03W2
KY0	K07M2
KY2	K02W2
QX1	K03W1
QX1	K04M1
QX1	K04W2
QX1	K08M2
QX1	Q01T1
R10	R01W1
TV3	B02T1
WV2	K02T2
WV2	K03M1
WV2	K07M2

2006 CAR COLORS


























NISSAN / INFINITI (Cont'd.)

Model Year Designation (10th character of VIN number)	
Code	Year
6	2006
5	2005
4	2004
3	2003
2	2002
1	2001
Y	2000
X	1999
W	1998
V	1997
T	1996
S	1995

Assembly Plant Codes (11th character of VIN number)	
Plant Code	Plant
4	Aichi, Japan
5	Murayama, Japan
9	Fujijyu, Japan
C	Smyrna, Tennessee
D	Avon Lake, Ohio
L	Aguascalientes, Mexico
M	Tochigi, Japan
N	Canton, Mississippi
T	Oppama, Japan
U	Zama, Japan
W	Kyushyu, Japan
X	Nissha-Hiratsuka, Japan



		 12G X4 Speed Yellow 50086	 22D 59 Q9 B/C Slate Gray Met 42443	 22E 2B4 53 W7 B/C Forest Green Met 42448
 23F Q9 B/C Slate Gray Met 46735	 39C F8 B/C Midnight Blue Met 45656	 3C8 56 F6 B/C Cobalt Blue Met 45661	 6A6 X2 B/C Meridian Met 63297	 6B4 Y1 B/C Seal Gray Met 63298
 741 A1 Black 59051	 84A G8 Indian Red 60991	 92M A8 B/C Polar Silver Met 45654	 92U X1 B/C Arctic Silver Met 54898	 A5G D3 B/C Dark Sea Blue 57311
 A7W 8E B/C Crystal Silver Met 60586	 B9A B4 B/C Carrara White 64486	 C9Z Z4 B/C Basalt Black Met 50771	 D7Z A7 B/C Titanium Met 67781	 M1W D5 B/C Jarama Beige Met 67782
 M1X M9 B/C Prosecco Met 67783	 M3W E4 B/C Carmon Red Met 67784	 M5W J2 B/C Lapis Blue Met 67785	 M6W G4 B/C Dark Teal Met 65668	 M6X 7G B/C Dark Olive Met 71349

B/C-Basecoat/Clearcoat Color.
 These colors are intended to be used only as a reference, and may not be exact representations of mixed or applied color.

2006 CAR COLORS



PORSCHE

(Cont'd.)

M7X
E7
B/C



Atlas Gray Met
67951

M7Z
U2
B/C



GT Silver Met
71350

R9A
R6
B/C



Sand White
64785

Underhood: Porsche models use exterior base color only.

Model Year Designation (10th character of VIN number)	
Code	Year
6	2006
5	2005
4	2004
3	2003
2	2002
1	2001
Y	2000
X	1999
W	1998
V	1997
T	1996
S	1995

Assembly Plant Codes (11th character of VIN number)	
Plant Code	Plant
S	Stuttgart, Germany

SAAB

01G
B/C



Arctic Silver Metallic
63487

170
B/C



Black
59059

22G
B/C



Brilliant Red
65419

268
B/C



Silver Met
57054

26D
B/C



Steel Gray Met
64330

278
B/C




Laser Red
62968

279
B/C



Steel Gray Met
62969

283
B/C



Polar White
64210

290
B/C



Nocturne Blue Met
67463

292
B/C



Lime Yellow Met
67465

293
B/C



Parchment Silver Met
70898

294
B/C



Chili Red
70897

295
B/C



Smoke Beige Met
70899

298
B/C



Jet Black Met
74308

300
B/C



Fusion Blue Met
74309

301
B/C



Arbor Green Met
74358

32J
B/C



Midnight Black Mica
67628

35J
B/C



Deep Blue Mica
67626

41V
B/C



Desert Silver Met
69630

B/C-Basecoat/Clearcoat Color.

These colors are intended to be used only as a reference, and may not be exact representations of mixed or applied color.

2006 CAR COLORS



(Cont'd.)

WA213M
779
B/C



Graphite Gray Met
67828

WA301N
784
Tinted
C/C



Lingonberry Red Met
71323/49762

WA703J
773
B/C




Ocean Blue Met
64615

WA8555
770
B/C



Obsidian Black
33756

WA8624
783
B/C



Winter White
34851

WA994L
768
B/C



Titanium Silver Met
66691

Bumper / Fascia

(For colors not shown in this section refer to EXTERIOR section)

WA207D



Dark Charcoal
62346

Grille

WA207D



Dark Charcoal
62346

Step Pad

WA207D



Dark Charcoal
62346

Rocker Molding

WA207D



Dark Charcoal
62346

Tonneau Cover/ Door Panel

DGM



Dark Gray Met
71865

Interior

WA104D



Opel Gray
52506

WA167A



Ebony
50541

WA830K



Light Cashmere
67506

Molding

(For colors in this section refer to EXTERIOR section)

Wheel

LSW
B/C



Light Silver Met
62341

Underhood: SAAB models may use specific color-keyed primer or exterior base color only.

(For colors in this section refer to EXTERIOR section)

2006 CAR COLORS



(Cont'd.)

SAAB

Saab Color Compatibility Plan						
Exterior Body Color	Model	Bumper/Fascia	Molding	Grille Step Pad Rocker Molding	Underhood	Interior
WA213M / 779 Graphite Gray Metallic	9-7X	Gray / WA213M Gray / WA207D	Gray / WA213M	Gray / WA207D	Gray / WA213M	Gray / WA104D Black / WA167A Tan / WA830K
WA301N / 784 Lingonberry Red Metallic	9-7X	Red / WA301N Gray / WA207D	Red / WA301N	Gray / WA207D	Red / WA301N	Gray / WA104D Black / WA167A Tan / WA830K
WA703J / 773 Ocean Blue Metallic	9-7X	Blue / WA703J Gray / WA207D	Blue / WA703J	Gray / WA207D	Blue / WA703J	Gray / WA104D Black / WA167A Tan / WA830K
WA8555 / 770 Obsidian Black	9-7X	Black / WA8555 Gray / WA207D	Black / WA8555	Gray / WA207D	Black / WA8555	Gray / WA104D Black / WA167A Tan / WA830K
WA8624 / 783 Winter White	9-7X	White / WA8624 Gray / WA207D	White / WA8624	Gray / WA207D	White / WA8624	Gray / WA104D Black / WA167A Tan / WA830K
WA994L / 768 Titanium Silver Metallic	9-7X	Silver / WA994L Gray / WA207D	Silver / WA994L	Gray / WA207D	Silver / WA994L	Gray / WA104D Black / WA167A Tan / WA830K

Model Year Designation (10th character of VIN number)

Code	Year
6	2006
5	2005
4	2004
3	2003
2	2002
1	2001
Y	2000
X	1999
W	1998
V	1997
T	1996
S	1995

Assembly Plant Codes (11th character of VIN number)

Plant Code	Plant
1 or 3	Trollhattan, Sweden
2	Moraine, Ohio
6	Graz, Austria
G	Gunma, Japan

2006 CAR COLORS



SUBARU

01G
B/C



Platinum Silver Met
63487

02C
B/C



World Rally Blue Pearl
63490

22G
B/C



San Remo Red
65419

26D
B/C



Steel Gray Met
64330

32J
B/C



Obsidian Black Pearl
67628

33A
B/C



Atlantic Blue Pearl
67630

33J
B/C



Garnet Red Pearl
67627

34W
B/C



Willow Green Opal
69238

35J
B/C



Regal Blue Pearl
67626

35S
B/C



Granite Gray Met
67631

37J
3 Stage




Satin White Pearl
69236/37

38G
B/C



Moss Green Met
69239

38J
B/C



Violet Gray Met
74252

39D
B/C



Brilliant Silver Met
67625

39J
B/C



Champagne Gold Met
67593

42M
B/C



Titanium Gray Pearl
72753

43K
B/C



Topaz Yellow
72754

44K
B/C




Amethyst Gray Met
72755

48W
B/C




Crystal Gray Met
68995

51E
B/C



Aspen White
57587

55M
B/C



Evergreen Met
73144

56E
B/C



Mahogany Red Pearl
74248

56M
B/C



Sunset Orange Pearl
73145

58E
B/C



Titanium Gray Met
74249

58K
B/C




Light Turquoise Met
74484

59E
B/C



Seacrest Green Met
74250

59M
B/C



Frost White
74485


Underhood: Subaru models may use specific color-keyed primer or exterior base color only.

BKU



Black
60766

CS30



Silky White
60774

CS3G




Light Blue
68998

CS7V



Dark Green
60735

CS9V



Med Gray
64837

CS9Y



Dark Green
60735

DBU



Dark Blue
60764

B/C-Basecoat/Clearcoat Color.

These colors are intended to be used only as a reference, and may not be exact representations of mixed or applied color.

2006 CAR COLORS



Underhood (Cont'd.)



Dark Green
60735



Dark Maroon
60769



DRU

Dark Red
60765



DYU

Dark Yellow
60770



GRU

Dark Gray
60775



GYU

Light Gray
60777



LGU

Light Green
60768



MGU

Med Gray
60776



MRU

Med Red
60773




MTU

Med Tan
60767



SBU

Sash Black
68999



SWU

Silky White
60774

Wheel

AG120
AG130
B/C



Silver Met
69637

GK1
B/C



Gold Met
70978

SK1
B/C



Silver Met
70979

Subaru Tu-Tone Combination Codes

Tu-Tone Code	Make/Model	Upper Color	Lower Color
2K1	IMPREZA / WRX	22G	26D
3K3	LEGACY / OUTBACK	39D	35S
3U5	LEGACY / OUTBACK	34W	38G
4G8	IMPREZA / WRX	26D	48W
4L4	FORESTER	48W	26D
4L8	FORESTER	51E	01G
4N7	FORESTER / IMPREZA / WRX	32J	26D
4N8	FORESTER / IMPREZA / WRX	35J	26D
5F2	FORESTER / IMPREZA / WRX	55M	26D
5R8	FORESTER	33J	26D

Model Year Designation (10th character of VIN number)

Code	Year
6	2006
5	2005
4	2004
3	2003
2	2002
1	2001
Y	2000
X	1999
W	1998
V	1997
T	1996
S	1995




































Assembly Plant Codes (11th character of VIN number)

Plant Code	Plant
5, 6, 7	Lafayette, IN (SIA)
G, H, L	Gunma, Japan (FHI)

2006 CAR COLORS



SUZUKI

			04U B/C		05U B/C		06U B/C			
				Urban Gray Met 73183		Misty Blue Met 73184		Flame Red Met 73185		
11U		13U 3 Stage			26U		26V B/C		44V B/C	
	Absolute White 56925		White Pearl 60969/70		Superior White 36940		Cobalt Blue Met 65164		Desert Green Met 65167	
53U B/C		54U B/C		55U B/C		68U B/C		70U B/C		
	Napa Red Met 75564		Sunburst Met 68197		Sandstone Beige Met 75565		Champagne Beige Met 65168		Fusion Red Met 59918	
73L B/C		79U B/C		83L B/C		87U B/C		92U B/C		
	Super Red 55994		Deep Khaki Met 75566		Tuxedo Black Pearl 53380		Fantasy Black Mica 64443		Titanium Silver Met 56939	
95U B/C		YHL 3 Stage		YKY 3 Stage		YKZ B/C		Z2S B/C		
	Dove Silver Met 64444		Sonoma Red Pearl 73842/43		Pearl Vigor Blue 75568/69		Candy Indy Blue Met 75684		Silky Silver Met 57799	
Z2T B/C		Z2U B/C		Z7T 3 Stage		Z9T		ZA4 B/C		
	Grove Green Met 57800		Cat's Eye Blue Met 59794		White Pearl 63460/61		Bright Red 61206		Cool Beige Met 62261	
ZA5 3 Stage		ZCW B/C		ZDK B/C		ZDL B/C		ZE9 B/C		
	White Pearl 63391/92		Techno Blue Met 70939		Clear Beige Met 73224		Graphite Gray Met 73225		Lake Blue Met 63652	
ZJ3 B/C		ZY4 B/C		ZY8 B/C						
	Bluish Black Pearl 64022		Azure Gray Met 67927		Shining Red Pearl 67690					

2006 CAR COLORS



Bumper/Fascia

YKV



Mat Black Met No.2
74400

Wheel

BKW



Black
49926

LSW




Light Silver Met
49928

SMW



Silver Met
46996

W9M



Black
66465


Underhood

1CZ



Dark Blue
56818

1LC



White
59578

DGU



Dark Gray
63618

LGU



Light Gray
63616

MGU



Med Gray
63617

MTU



Med Tan
63619

Z0C



Light Gray
57713

Z26



Red
56819

ZF1



Dark Gray
62921

Interior

WGM
D574



Silver Met
66501

Suzuki Exterior / Underhood Compatibility

Exterior Code	Underhood Code
Z2U	1CZ
Z6U	1LC
ZA5	1LC
Z2S	Z0C
ZA4	Z0C
ZDK	Z0C
Z9T	Z26
ZY8	Z26
Z2T	ZF1
ZCW	ZF1
ZDL	ZF1
ZJ3	ZF1
ZY4	ZF1

Model Year Designation (10th character of VIN number)

Code	Year
6	2006
5	2005
4	2004
3	2003
2	2002
1	2001
Y	2000
X	1999
W	1998
V	1997
T	1996
S	1995

Assembly Plant Codes (11th character of VIN number)

Plant Code	Plant
5	Kosai, Japan
6	Ingersoll, Ontario (CAMI)

2006 CAR COLORS







































TOYOTA / LEXUS / SCION

				040		056
				Super White II 35000		Natural White 52893
062 3 Stage		065 3 Stage		068 B/C		
Crystal White Pearl 60444/45		White Gold Pearl 62429/30		Polar White 63315		
				070 3 Stage		071 3 Stage
				Blizzard Pearl 65295/96		Arctic Frost Pearl 66367/68
072 3 Stage		074 3 Stage		1C0 B/C		1C8 B/C
Moonlight Pearl 67722/23		Glacier Frost Mica 72487/88		Millennium Silver Met 56793		Lunar Mist Met 58582
						1D2 B/C
						Thunder Cloud Met 60464
1D4 B/C		1D6 B/C		1D7 B/C		1E0 B/C
Titanium Met 62321		Silver Sky Met 62444		Silver Shadow Pearl 62431		Flint Mica 64005
						1E3 B/C
						Phantom Gray Pearl 64134
1E7 B/C		1E8 B/C		1E9 B/C		1F2 B/C
Silver Streak Mica 65073		Ash Blue Mica 64990		Galactic Gray Mica 65297		Mercury Met 67772
						1F4 B/C
						Shadow Mica 69643
1F5 B/C		1F7 B/C		1F8 B/C		1F9 B/C
Blue Shale Mica 70446		Classic Silver Met 70447		Meteorite Met 73130		Slate Met 75571
						1G0 B/C
						Smoky Granite Mica 74095
1G1 B/C		1G2 B/C		1G4 3 Stage		202 B/C
Tungsten Pearl 74096		Gray Pearl 75695		Quartz Gray Pearl 74369/70		Black 57871
						209 B/C
						Black Sand Pearl 57925
211 B/C		3L5		3P0 B/C		3P1 B/C
Black Diamond Mica 65508		Radiant Red 54291		Absolutely Red 60458		Impulse Red Pearl 61432
						3P2 B/C
						Black Cherry Pearl 61358

TOYOTA / LEXUS / SCION

2006 CAR COLORS


















TOYOTA / LEXUS / SCION (Cont'd.)

			3P6 B/C		3Q2 B/C		3Q3 B/C		
				Twilite Amethyst Met 62446		Black Garnet Pearl 64010		Salsa Red Pearl 64147	
3Q4 B/C		3Q7 B/C		3R1 3 Stage		3R3 B/C		3R6 B/C	
	Alabaster Met 64135		Cassis Pearl 65307		Matador Red Mica 72436/37		Barcelona Red Mica 75572		Ginger Red Met 74356
4P7 B/C		4Q2 B/C		4R2 3 Stage		4R3 B/C		4R4 B/C	
	Mystic Gold Met 58336		Desert Sand Mica 60451		Sand Dollar Pearl 65300/01		Sonora Gold Pearl 65302		Savannah Met 66664
4S1 B/C		4S2 B/C		4S7 3 Stage		4S9 B/C		4T2 3 Stage	
	Briarwood Pearl 67726		Driftwood Pearl 67727		Chardonnay Pearl 72499/72500		Orange Met 74101		Tigereye Mica 74371/72
6R6 B/C		6S7 B/C		6T1 B/C		6T3 B/C		6T5 B/C	
	Mineral Green Mica 60447		Aspen Green Pearl 64148		Bamboo Pearl 66369		Black Forest Pearl 66669		Oasis Green Pearl 67778
6T6 B/C		6T7 B/C		6T8 B/C		6U0 B/C		6U1 B/C	
	Everglade Mica 67543		Cypress Mica 67728		Timberland Mica 70011		Silver Pine Mica 71477		Green Mica 72432
6U3 B/C		6U4 B/C		6U5 B/C		6U8 3 Stage		775 B/C	
	Desert Sage Mica 74099		Olive Mist Met 73220		Light Green Met 74355		Premium Yellow Green Met 74097/98		Cactus Mica 69128
777 B/C		8J7 B/C		8M6 B/C		8N6 B/C		8P1 B/C	
	Jade Sea Met 75641		Blue Steel Met 46593		Spectra Blue Mica 56754		Bluestone Met 60728		Speedway Blue Met 62305

B/C-Basecoat/Clearcoat Color.
These colors are intended to be used only as a reference, and may not be exact representations of mixed or applied color.




2006 CAR COLORS

TOYOTA / LEXUS / SCION (Cont'd.)

			8P4 B/C		8P8 B/C		8Q1 B/C		
				Indigo Ink Pearl 61272		Blue Onyx Pearl 62433		Bright Blue Mica 64013	
8Q5 B/C		8Q6 B/C		8R3 B/C		8R5 B/C		8R6 B/C	
	Cosmic Blue Met 64764		Azure Pearl 64727		Pacific Blue Met 65304		Blue Mirage Met 66370		Breakwater Blue Met 66670
8R7 B/C		8R9 B/C		8S2 B/C		8S4 B/C		8S6 B/C	
	Neptune Blue Mica 66671		Oceanus Pearl 67780		Seaside Pearl 67729		Sky Blue Pearl 70445		Nautical Blue Met 70981
8T0 B/C		8T1 B/C		8T4 B/C		9AB B/C			
	Blazing Blue Met 74102		Bayou Blue Met 74103		Blue Met 74486		Quartz Shadow Met 72439		


Bumper/Fascia

(For Colors not shown in this section refer to EXTERIOR section)

11GY12		UCA31 B/C		UCAA1 B/C	
	Gray Met 74100		Dark Gray Met 44157		Med Blue Met 54295

Cladding

(For Colors not shown in this section refer to EXTERIOR section)

UCA31 B/C	
	Dark Gray Met 744157

Grille

11GY10	
	Gray Met 73806

Underhood: Toyota and Lexus models use the exterior base color with or without clearcoat.

2006 CAR COLORS

TOYOTA / LEXUS / SCION (Cont'd.)

Model Year Designation (10th character of VIN number)	
Code	Year
6	2006
5	2005
4	2004
3	2003
2	2002
1	2001
Y	2000
X	1999
W	1998
V	1997
T	1996
S	1995

Assembly Plant Codes (11th character of VIN number)	
Plant Code	Plant
U	Georgetown, Kentucky
Z	Fremont, CA (NUMMI)
C	Cambridge, Ontario
S	Princeton, Indiana
2	Motomachi, Japan
1	Tahara, Japan
1	Tsutsumi, Japan
1	Takaoka, Japan
1	Nagakusa, Japan
1	Sagamihara, Japan
1	Hamura, Japan
1	Fujimatsu, Japan

Toyota / Lexus Color Compatibility Plan				
EXTERIOR BODY COLOR	MODEL	BUMPER/FASCIA	CLADDING	GRILLE
056 / Natural White	Land Cruiser	Gray / U1D2		
	4Runner			Silver / 11GY10
062 / Crystal White Pearl	LX470		White / U062	
1D2 / Thunder Cloud Metallic	Land Cruiser	Gray / U1D2		
1D4 / Titanium Metallic	4Runner			Silver / 11GY10
1E9 / Galactic Gray Mica	Land Cruiser	Gray / UCA31		
	LX470		Gray / UCA31	
	4Runner			Silver / 11GY10
1F4 / Shadow Mica	4Runner			Silver / 11GY10
1F7 / Classic Silver Metallic	Land Cruiser	Gray / U1D2		
	LX470		Silver / U1F7	
202 / Black	Land Cruiser	Gray / UCA31		
	LX470		Gray / UCA31	
	4Runner			Silver / 11GY10
3Q2 / Black Garnet Pearl	Land Cruiser	Gray / UCA31		
3Q3 / Salsa Red Pearl	4Runner			Silver / 11GY10
4R2 / Sand Dollar Pearl	LX470		Tan / U4R2	
4R3 / Sonora Gold Pearl	Land Cruiser	Gray / U1D2		
4S2 / Driftwood Pearl	4Runner			Silver / 11GY10
6T7 / Cypress Pearl	LX470		Green / U6T7	
8R3 / Pacific Blue Metallic	Land Cruiser	Blue / UCAA1		
8S6 / Nautical Blue Metallic	4Runner			Silver / 11GY10

2006 CAR COLORS



L041
A1A1
9010
B/C



Black
58310

LA3H
4Y4Y
B/C



Salsa Red
74109

LA3W
K7K7
B/C




Red Spice Met
67094

LA6K
8U8U
B/C



Gecko Green Met
74118

LA6R
Z8Z8
B/C



North Sea Green Met
73925

LA7T
X6X6
B/C



United Gray Met
70227

LA7W
8E8E
B/C



Reflex Silver Met
60586

LB1B
T1T1
B/C



Sunflower Yellow
64792

LB1D
B3B3
B/C



Mellow Yellow
64788

LB1M
V1V1
B/C



Harvest Moon Beige
64790

LB2A
Z7Z7
B/C



Sundown Orange
64787

LB3Y
Q7Q7
B/C



Colorado Red Pearl
56784

LB5B
T4T4
B/C



Aquarius Blue
64789

LB5M
7J7J
B/C



Arctic Blue Silver Met
75651

LB5N
7D7D
B/C



Indigo Blue Pearl
60618

LB5R
9955
B/C



Deep Blue Pearl
62882

LB5S
5A5A
B/C



Blue Silver Met
62883

LB5W
9951
B/C




Petrol Pearl
62884

LB6S
4W4W
B/C



Granite Green Met
74108

LB9A
B4B4



Candy White
50761

LC3S
9969
B/C



Tizian Red Pearl
67567

LC5E
9R9R
B/C



Cobalt Blue Pearl
74107

LC5F
W9W9
B/C



Blue Graphite Pearl
67097

LC5S
R4R4
B/C



Apassionata Blue Pearl
67568

LC6S
8S8S
B/C



Derby Green Pearl
74112

LC7V
F8F8
B/C



Blue Anthracite Pearl
57314

LC7W
S8S8
B/C



Butterfly Silver Pearl
67569

LC8Z
3Q3Q
B/C




Mocha Brown Pearl
74111

LC9X
2T2T
B/C



Deep Black Pearl
74113

LC9Y
9083
B/C



Luxury Black Pearl
67570

LD1W
D1D1
B/C



Wheat Beige Met
67098

LD5Q
P6P6
B/C



Shadow Blue Met
67099

LD6W
E5E5
B/C



Venetian Green Pearl
67101

LD6X
M6M6
B/C



Reed Green Met
67102

LD7U
M3M3
B/C



Offroad Gray Met
67103

LD7W
2A2A
B/C



Silverstone Gray Pearl
62891

LD7X
2R2R
B/C



Platinum Gray Met
64152

VOLKSWAGEN / AUDI

B/C-Basecoat/Clearcoat Color.

These colors are intended to be used only as a reference, and may not be exact representations of mixed or applied color.

2006 CAR COLORS



(Cont'd.)

LG9D
W8W8
3 Stage



White Pearl
67571/72

LI6S
B/C



Avocado Green Pearl
74115

LI7F
B/C



Urano Gray
74114

LR1V
K6K6
B/C




Bolero Beige Met
67573

LR1W
9077
B/C



Birken Met
67574

LR5U
9962
B/C



Antibes Blue Met
67575

LR5W
5555
9050
B/C



Luna Blue Pearl
67576

LR6X
9963
B/C



Marais Green Met
67577

LR6Y
9966
B/C



Waterworld Pearl
67578

LR7R
9946
B/C



Cairo Gray Met
67928

LR7T
A4A4
B/C



Coucou Gray Met
67579

LR7Y
9960
B/C




Silver Atmosphere Met
67580

LR8V
L6L6
9052
B/C



Aubergine Pearl
67581

LR9A
R6R6
B/C



Campanella White
64785

LX7Z
F5F5
B/C



Dolphin Gray Pearl
64157

LY1C
1T1T



Imola Yellow
60642

LY1Q
9X9X
B/C



Dakar Beige Met
69804

LY1S
5R5R
B/C



Champagne Met
65193

LY1W
Y5Y5
B/C



Alpaka Beige Met
64155

LY2B
X3X3
B/C



Papaya Orange
67152

LY3C
4G4G
B/C



Amulet Red
60634

LY3D
G2G2
B/C



Tornado Red
34499

LY3J
C8C8
B/C



Brilliant Red
65188

LY5J
Q1Q1
B/C



Liquid Blue Met
70960

LY5S
R2R2
B/C



Aquamarine Blue Met
65191

LY7G
Q4Q4
B/C



Quartz Gray Met
70959

LY7W
5B5B
B/C




Light Silver Met
60636

LY9B
A2A2
B/C



Brilliant Black
43865

LY9D
B5B5
B/C



Arctic White
65210

LZ1Z
7Z7Z
B/C



Platinum Beige Pearl
65197

LZ3F
9C9C
B/C



Garnet Red Pearl
74032

LZ3G
6P6P
B/C




Canyon Red Pearl
69746

LZ4Z
4H4H
B/C



Venetian Violet Pearl
70231

LZ5B
X4X4
B/C



Stratos Blue Pearl
70188

LZ5C
2Y2Y
B/C



Ocean Blue Pearl
65190

LZ5D
7X7X
B/C



Night Blue Pearl
65196

LZ5F
5N5N
B/C



Sprint Blue Pearl
67154

B/C-Basecoat/Clearcoat Color.

These colors are intended to be used only as a reference, and may not be exact representations of mixed or applied color.

2006 CAR COLORS



(Cont'd.)

LZ5G
K8K8
B/C



Caribic Blue Pearl
65192

LZ5J
P7P7
B/C



Moro Blue Pearl
64164

LZ6E
3W3W
B/C



Cambridge Green Pearl
65194

LZ6Q
G7G7
B/C



Murano Green Met
69991

LZ7J
6H6H
B/C



Dolomite Gray Pearl
65189

LZ7L
1R1R
B/C



Lava Gray Pearl
69954

LZ7Q
X1X1
B/C



Oyster Gray Met
67159

LZ7R
9U9U
B/C



Northern Blue Pearl
67158

LZ9W
4Z4Z
B/C



Ebony Pearl
60637

Underhood: Volkswagen and Audi models use the exterior base color with or without clearcoat

Model Year Designation (10th character of VIN number)

Code	Year
6	2006
5	2005
4	2004
3	2003
2	2002
1	2001
Y	2000
X	1999
W	1998
V	1997
T	1996
S	1995

Volkswagen Assembly Plant Codes (11th character of VIN number)

Plant Code	Plant
4	Curitiba, Brazil
8	Dresden
D	Bratislava
E	Emden, Germany
M	Puebla, Mexico
P	Mosel
W	Wolfsburg, Germany


Audi Assembly Plant Codes (11th character of VIN number)

Plant Code	Plant
A	Ingolstadt, Germany
K	Karmann, Rhine
N	Neckarsulm, Germany
1	Gyor, Hungary

2006 CAR COLORS

VOLVO


019


 Black
58716
426
B/C
 Mystic Silver Met
54863
452
B/C
 Black Sapphire Met
64568
453
3 Stage
 White Pearl
64569/70
454
B/C
 Ruby Red Met
65636
455
B/C
 Titanium Gray Pearl
65287
456
B/C
 Crystal Green Met
65637
462
B/C
 Flint Gray Met
69708
466
B/C
 Barents Blue Met
69747
467
B/C
 Magic Blue Met
69819
468
B/C
 Lava Sand Met
69823
469
B/C
 Lunar Gold Met
69863
470
B/C
 Sonic Blue Pearl
73975
471
B/C
 Willow Green Pearl
73976
476
B/C
 Brilliant Blue Pearl
73979
477
B/C
 Electric Silver Met
73980

612


 Passion Red
65286

614


 Ice White
67720

Underhood: Volvo models use the exterior base color with or without clearcoat

Model Year Designation (10th character of VIN number)	
Code	Year
6	2006
5	2005
4	2004
3	2003
2	2002
1	2001
Y	2000
X	1999
W	1998
V	1997
T	1996
S	1995

Assembly Plant Codes (11th character of VIN number)	
Plant Code	Plant
1	Gothenburg, Sweden
2	Gent, Belgium
F	Born, Netherlands
J	Uddevalla, Sweden

AS32706



SHERWIN-WILLIAMS®
Automotive Finishes