



Precise  
Color  
Matching

**ASK**

2013  
**Global Color Manual**  
Manuel des couleurs mondiales  
Manual de colores mundial



**SHERWIN-WILLIAMS**  
Automotive Finishes

**ASK**



# Using this book to locate a formula

Utilisation de ce livret pour localiser une formule  
 Cómo usar este libro para ubicar una fórmula

## FormulaExpress®

**Quick Search**

**OEM Color Code**


Search by Exterior Code

[Advanced Search](#)

**Formula Number**

**Chip Number**

**STEP 1**  
Locate color code.  
**ÉTAPE 1**  
Localisez le code de couleur.  
**PASO 1**  
Ubicar el código del color.



**668**  
BC  
Jet Black

**STEP 2**  
Type the color code into FormulaExpress®  
**ÉTAPE 2**  
Saisissez le code de couleur sur FormulaExpress®.  
**PASO 2**  
Ingresar el código de color en FormulaExpress®

**STEP 3**  
Choose the record best matching the manufacturer, code, color name and year of the vehicle needed.  
**ÉTAPE 3**  
Choisissez l'élément correspondant le mieux au constructeur, au code, au nom de la couleur et à l'année du véhicule.  
**PASO 3**  
Elegir el registro que mejor se semeje al fabricante, al código, al color, al nombre y al año del vehículo que se necesita.

Main Menu → [Search By Vehicle](#) → **Select Formula** → Select Quality → Select Alternates → Formula Details

Vehicle Part:

MFG:

[Show Model's](#)

OEM Color Code: 668

Exterior Code:

There are 8 records


MFG	Exterior Code	Accent Code	Vehicle Part	Color Name	Year(s)
BMW	<a href="#">668</a>		Exterior	Black	91 - 93
BMW	<a href="#">668</a>		Exterior	Jet Black	94 - 09
BMW	<a href="#">668</a>		Exterior	Schwarz li	06 - 06
Chevrolet	<a href="#">668</a>		Exterior	Russet Brown	55 - 55
GMC	<a href="#">668</a>		Exterior	Russet Brown	55 - 55
Isuzu	<a href="#">668</a>		Exterior	Purplish Blue	02 - 02

**STEP 4**  
Mix the color!  
**ÉTAPE 4**  
Mélangez la couleur!  
**PASO 4**  
¡Mezclar el color!



## Paint Code Location

Emplacements des codes de peinture  
Ubicación del código de pintura



### Driver's Side Door Jamb

Montant de la porte du cote conducteur  
Marco de la puerta del lado del conductor

MFD BY	CHRYSLER CORPORATION	DATE OF MFR	1-96 C	GVWR	2268 KG (05000 LB)
GAWR FRONT	1203 KG (2650 LB)	WITH TIRES	P195/75R14	RIMS AT	14X 5.5
GAWR REAR	1225 KG (2700 LB)	WITH TIRES	P195/75R14	RIMS AT	14X 5.5
				COLD	380 KPA(35 PSI)
				COLD	380 KPA(35 PSI)

THIS VEHICLE CONFORMS TO ALL APPLICABLE FEDERAL MOTOR VEHICLE SAFETY STANDARDS IN EFFECT ON THE DATE OF MANUFACTURE SHOWN ABOVE.

VIN: XXXXXXXXXXXXXXXX TYPE: SINGLE X DUAL

MDH: 010615 021 PAINT: POP VEHICLE MADE IN CANADA TRM:C5C3 4648505

8086df7b

## Assembly Plant Codes (11th character of VIN)

Code de usine de montage (11ème caractère du NIV)  
Código de planta ensambladora (11avo carácter de NIV)

Plant Code Code de l'usine Código de planta	Plant Usine Planta	Model Modèle Modelo
C	Jefferson North	Grand Cherokee / Durango
D	Belvidere	Compass / Patriot / Dart
G	Saltillo	Ram / Ram Extended Cab / Ram Heavy Duty
H	Brampton	300 / Charger / Challenger
L	Toledo Supplier Park	Wrangler
N	Sterling Heights	Avenger / 200
R	Windsor	Town & Country / Grand Caravan
S	Dodge City (Warren)	Ram
T	Toluca	Journey
V	Connor	Viper


Based on information received from Car Manufacturers, the data contained herein is presumed to be correct. However, we cannot assume responsibility for error or change. These colors are intended for identification purposes only. They are only representative of the colors and cannot be considered as color standards.

Selon les renseignements reçus des constructeurs de véhicules automobiles, on présume que les données contenues aux présentes sont correctes. Toutefois, nous déclinons toute responsabilité quant aux erreurs ou aux modifications. Ces couleurs ne sont présentées qu'à des fins d'identification. Elles ne sont qu'une représentation des couleurs et ne peuvent être considérées comme des normes de couleur.

Sobre la base de la información recibida de los Fabricantes de Automóviles, se presume que la información contenida en la presente es correcta. Sin embargo, no podemos asumir responsabilidades por errores o cambios. Los colores son a modo identificatorio solamente. Solo son representativos de los colores y no pueden ser considerados como estándares de color.



## Exterior • Extérieur • Exteriores




**PAJ, KAJ** B/C  
Gray Pearl




**PAR, KAR** B/C  
Maximum Steel Metallic




**PAU, LAU** B/C  
Granite Crystal Metallic



**PB6, LB6** B/C  
Daytona Blue Pearl



**PBA, JBA** B/C  
Winter Chill Pearl




**PBE** B/C  
Viper GTS Blue Pearl



**PBG, LBG** B/C  
Glacier Pearl



**PBH, KBH** B/C  
Light Blue



**PBU, KBU** B/C  
True Blue Pearl



**PBX, KBX** B/C  
Jazz Blue Pearl




**PBY, LBY** B/C  
Shadow Blue Pearl



**PCC, LCC** B/C  
Gunmetal Pearl



**PCL, KCL** B/C  
Blue Streak Pearl




**PDB, KDB** B/C  
Crystal Blue Pearl



**PDC, KDC** B/C  
Pewter Gray Pearl



**PDM, CDM, QDM**  
B/C  
Mineral Gray Metallic



**PDS, LDS** B/C  
Anvil



**PEP, KEP** B/C  
Deep Auburn Pearl




**PFA, KFA** B/C  
Prairie Pearl




**PFB, FFB** B/C  
Sublime Metallic



**PFE** B/C  
Citrus Peel Pearl




**PFS** B/C  
Cashmere Pearl



**PGH, LGH** B/C  
Commando



**PGZ, KGZ** B/C  
Black Forest Green Pearl



**PHG, FHG** B/C  
Plum Crazy Pearl




**PHP, GHP** B/C  
Furious Fuchsia Pearl




**PKT, LKT** B/C  
Rock Lobster



**PL4** B/C  
Header Orange



**PLB, KLB** B/C  
Copper Pearl



**PLC, FLC** B/C  
Hemi Orange Pearl



# 2013 Chrysler

Chrysler / Jeep / Dodge / Ram

## Exterior • Extérieur • Exteriores




**PPS, LPS** B/C  
Mallard Blue Pearl



**PR1** B/C  
Red



**PR3** B/C  
Torred



**PR4** B/C  
Flame Red



**PR7, LR7** B/C  
Adrenaline Red




**PRA, KRA** B/C  
Passion Pearl



**PRK, LRK** B/C  
Stryker Red Pearl



**PRM** B/C  
Redline Pearl



**PRP, JRP** B/C  
Deep Cherry Red  
Crystal Pearl



**PRY** B/C  
Redline Pearl



**PS2, WS2, QS2** B/C  
Bright Silver Metallic



**PSC, JSC** B/C  
Billet Metallic



**PTT, LTT** B/C  
Dune



**PTW, GTW** B/C  
Rugged Brown Pearl



**PUG, LUG** B/C  
Black Gold Pearl



**PW1** B/C  
Stone White




**PW3** B/C  
White



**PW7, GW7** B/C  
Bright White



**PWA, BWA** B/C  
Viper Bright White



**PWD, JWD**  
3 Stage  
Ivory Pearl



**PWH, KWH** 3 Stage  
Arctic Tricoat



**PX8, DX8, QX8** B/C  
Black



**PXR, AXR** B/C  
Brilliant Black Pearl



**PXT, LXT** B/C  
Phantom Black Pearl



**PY5, KY5** B/C  
Dozer



**PYR** B/C  
Viper Race Yellow



## Interior • Intérieur • Interiores



**A3**  
Light Diesel Gray



**A8**  
Diesel Gray



**A9**  
Dark Diesel  
Anodized Metallic



**AH** B/C  
Iron Gray Metallic



**C6**  
Gunmetal Metallic



**D1**  
Light Graystone



**D3**  
Medium Graystone



**DL**  
Liquid Graphite



**DV**  
Dark Slate Gray



**F5** B/C  
Citrus



**FA** B/C  
Light Driftwood Metallic



**K2**  
Light Pebble Beige



**K5** B/C  
Caramel




**L1**  
Light Frost Beige



**L5**  
Medium Frost Beige




**L9**  
Dark Frost Beige



**R5** B/C  
Ruby Red



**RR**  
Header Red



**RR**  
Radar Red



**S3** B/C  
Quick Silver Metallic



**S4**  
Silver Pebble Metallic



**S5**  
Moroccan Sun Metallic




**SA** B/C  
Abarth Silver Metallic



**SL**  
Quick Silver Metallic



**T5**  
Tan



**T9**  
Dark Saddle



**TL**  
New Saddle



**TU** B/C  
Sandstorm



**TW**  
Dark Graystone



**U5**  
Jeep Brown



# 2013 Chrysler

Chrysler / Jeep / Dodge / Ram

## Interior • Intérieur • Interiores



**U7** Canyon Brown B/C



**V5** Sepia



**W1** Light Pearl




**W1** Polar White



**W2** 3 Stage Ceramic White Pearl



**X7** K-Black Metallic



**X9** Black



**XP** Kurdi Black Metallic B/C



**Z2** Satin Silver II Metallic

## Wheel • Roue • De Rueda



**DD5** Satin Carbon Metallic



**DSL** Silver Silk Metallic B/C



**GSA** Tech Silver Metallic B/C



**KAG** Abarth Silver Metallic



**LXL** Black Metallic



**PAK** Sparkle Silver Metallic B/C



**S4A** Argent Metallic B/C



**XZA** Satin Silver Metallic

## Accent/Accessory • Accent/Accessoire • Acento/Accessoriois



**HWL, QWL** White Gold Metallic B/C



**LD6** Mineral Gray Metallic



**RXF** Jet Black B/C



# 2013 Chrysler Color Compatibility Guide

Guide de compatibilité de couleur • Guía de compatibilidad de color

---

The Color Compatibility Guide is a tool to help identify colors found on a production vehicle not represented as a color code on the Paint Identification Label. The data contained herein is presumed to be correct, based on the color documentation provided by the Chrysler Corporation, however we cannot assume any responsibility for error or change.

## How To Use The Color Compatibility Guide

The guide is listed in alphabetical order by Model and by the Exterior three-digit "P" color code (ie. PBU). To locate the Exterior three-digit "P" code found on the Paint Identification Label, refer to the Chrysler Color Code Location diagram found on Page 3 of the Color Manual. After locating the correct Model and Exterior Color Code in the Color Compatibility Guide, go to the Accent Color Class column for the vehicle part. A color chip representation of each code is shown in the color chip sections of the Color Manual.

Note: Color chips may not be found in the Color Manual under the same category (Accent Color Class) as represented within the Color Compatibility Guide. Refer to all chip sections for a color chip representation.

**For the latest color information please visit FormulaExpress® Color Formula Retrieval System online.**

---

Le guide de compatibilité des couleurs est un outil visant à aider l'utilisateur à identifier les couleurs d'un véhicule de série non représentées sous forme de code de couleur sur l'étiquette d'identification de peinture. On présume que les renseignements contenus aux présentes sont corrects, selon la documentation sur les couleurs fournie par la Chrysler Corporation; toutefois, nous nous dégageons de toute responsabilité relative aux erreurs ou aux modifications.

## Comment utiliser le guide de compatibilité des couleurs

Le guide est organisé en ordre alphabétique par modèle et par code « P » à trois caractères de couleur extérieure (par exemple, PBU). Pour localiser le code « P » à trois caractères de couleur extérieure sur l'étiquette d'identification de peinture, veuillez vous reporter au diagramme d'emplacement des codes de couleur de Chrysler, à la page 3 du guide des couleurs. Une fois le modèle et le code de couleur extérieure localisés dans le guide de compatibilité des couleurs, consultez la colonne des catégories de couleurs accents pour la pièce du véhicule concernée. Une pastille de couleur est montrée pour chacun des codes dans la section appropriée du guide des couleurs.

Remarque : Les pastilles de couleurs peuvent ne pas se trouver dans la même catégorie dans le guide des couleurs (catégorie de couleur accent) que dans le guide de compatibilité des couleurs. Veuillez vous reporter à toutes les sections comprenant des pastilles de couleurs pour une bonne représentation des pastilles.

**Pour les renseignements les plus récents au sujet des couleurs, veuillez utiliser le système en ligne d'extraction des formules couleurs FormulaExpress<sup>MD</sup>.**

---

La Guía de compatibilidad de colores es una herramienta para ayudar a identificar los colores que se encuentran en un vehículo de producción que no están representados como un código de color en la Etiqueta de identificación de pintura. Se presume que los datos contenidos en la presente son correctos sobre la base de la documentación sobre colores proporcionada por Chrysler Corporation; sin embargo, no podemos asumir ninguna responsabilidad por errores o cambios.

## Cómo usar la Guía de compatibilidad de colores

La guía está organizada en orden alfabético por modelo y por el número de código de color exterior de tres dígitos "P" (es decir, PBU). Para ubicar el número de código de color exterior de tres dígitos "P" que se encuentra en la Etiqueta de identificación de pintura, consulte el diagrama "Ubicación del código de color de Chrysler" que se encuentra en la página 3 del Manual de colores. Después de ubicar el Modelo y el Código del color exterior correctos en la Guía de compatibilidad de colores, diríjase a la columna "Clase del color de acento" para la parte del vehículo. Se muestra una representación en la muestra de color para cada código en las secciones de muestras de color del Manual de colores.

Nota: Es posible que las muestras de color no se encuentren en el Manual de colores bajo la misma categoría (Clase de color de acento) que se representan dentro de la Guía de compatibilidad de colores. Consulte todas las secciones de muestra para obtener la representación de la muestra de un color.

**Para obtener la última información sobre colores, por favor visite el sistema de recuperación de fórmulas de colores FormulaExpress® en Internet.**

---



# 2013 Chrysler Color Compatibility Guide

Guide de compatibilité de couleur • Guía de compatibilidad de color

Model Name	Exterior Color Code	Exterior Color Name	Accent/Accessory	Wheel	Interior
Nom du modèle	Code de la couleur extérieure	Nom de la couleur extérieure	Accent/Accessoire	Roue	Intérieur
Nombre del modelo	Código del color exterior	Nombre del color exterior	Acento/ Accesorios	De Rueda	Interiores
200	PBU / KBU	True Blue Pearl		DX8 / Black GSA / Tech Silver Metallic PAK / Sparkle Silver Metallic	L1 / Light Frost Beige SL / Quick Silver Metallic W1 / Light Pearl X9 / Black
200	PDB / KDB	Crystal Blue Pearl		DX8 / Black GSA / Tech Silver Metallic PAK / Sparkle Silver Metallic	L1 / Light Frost Beige SL / Quick Silver Metallic W1 / Light Pearl X9 / Black
200	PDM / CDM	Tungsten Metallic		DX8 / Black GSA / Tech Silver Metallic PAK / Sparkle Silver Metallic	L1 / Light Frost Beige SL / Quick Silver Metallic W1 / Light Pearl X9 / Black
200	PEP / KEP	Deep Auburn Pearl		DX8 / Black GSA / Tech Silver Metallic PAK / Sparkle Silver Metallic	L1 / Light Frost Beige SL / Quick Silver Metallic W1 / Light Pearl X9 / Black
200	PFS / KFS	Cashmere Pearl		DX8 / Black GSA / Tech Silver Metallic PAK / Sparkle Silver Metallic	L1 / Light Frost Beige SL / Quick Silver Metallic W1 / Light Pearl X9 / Black
200	PRP / JRP	Deep Cherry Red Crystal Pearl		DX8 / Black GSA / Tech Silver Metallic PAK / Sparkle Silver Metallic	L1 / Light Frost Beige SL / Quick Silver Metallic W1 / Light Pearl X9 / Black
200	PSC / JSC	Billet Metallic		DX8 / Black GSA / Tech Silver Metallic PAK / Sparkle Silver Metallic	L1 / Light Frost Beige SL / Quick Silver Metallic W1 / Light Pearl X9 / Black
200	PW7 / GW7	Bright White		DX8 / Black GSA / Tech Silver Metallic PAK / Sparkle Silver Metallic	L1 / Light Frost Beige SL / Quick Silver Metallic W1 / Light Pearl X9 / Black
200	PX8 / DX8	Black		DX8 / Black GSA / Tech Silver Metallic PAK / Sparkle Silver Metallic	L1 / Light Frost Beige SL / Quick Silver Metallic W1 / Light Pearl X9 / Black
300	PAU / LAU	Granite Crystal Metallic		CDM / Mineral Gray Metallic DX8 / Black GSA / Tech Silver Metallic	L1 / Light Frost Beige L9 / Dark Frost Beige RR / Radar Red X9 / Black
300	PBG / LBG	Glacier Pearl		CDM / Mineral Gray Metallic DX8 / Black GSA / Tech Silver Metallic	L1 / Light Frost Beige L9 / Dark Frost Beige X9 / Black
300	PBX / KBX	Jazz Blue Pearl		CDM / Mineral Gray Metallic DX8 / Black GSA / Tech Silver Metallic	L1 / Light Frost Beige L9 / Dark Frost Beige RR / Radar Red X9 / Black
300	PDC / KDC	Pewter Gray Pearl		CDM / Mineral Gray Metallic DX8 / Black GSA / Tech Silver Metallic	L1 / Light Frost Beige L9 / Dark Frost Beige RR / Radar Red X9 / Black
300	PFS / KFS	Cashmere Pearl		CDM / Mineral Gray Metallic DX8 / Black GSA / Tech Silver Metallic	L1 / Light Frost Beige L9 / Dark Frost Beige X9 / Black
300	PRP / JRP	Deep Cherry Red Crystal Pearl		CDM / Mineral Gray Metallic DX8 / Black GSA / Tech Silver Metallic	L1 / Light Frost Beige L9 / Dark Frost Beige RR / Radar Red X9 / Black
300	PSC / JSC	Billet Metallic		CDM / Mineral Gray Metallic DX8 / Black GSA / Tech Silver Metallic	L1 / Light Frost Beige L9 / Dark Frost Beige RR / Radar Red X9 / Black
300	PTW / GTW	Luxury Brown Pearl		CDM / Mineral Gray Metallic DX8 / Black GSA / Tech Silver Metallic	L1 / Light Frost Beige L9 / Dark Frost Beige X9 / Black
300	PW7 / GW7	Bright White		CDM / Mineral Gray Metallic DX8 / Black GSA / Tech Silver Metallic	L1 / Light Frost Beige L9 / Dark Frost Beige RR / Radar Red X9 / Black



# 2013 Chrysler Color Compatibility Guide

Guide de compatibilité de couleur • Guía de compatibilidad de color

Model Name	Exterior Color Code	Exterior Color Name	Accent/Accessory	Wheel	Interior
Nom du modèle	Code de la couleur extérieure	Nom de la couleur extérieure	Accent/Accessoire	Roue	Intérieur
Nombre del modelo	Código del color exterior	Nombre del color exterior	Acento/ Accesorios	De Rueda	Interiores
300	PWD / JWD	Ivory Pearl		CDM / Mineral Gray Metallic DX8 / Black GSA / Tech Silver Metallic	L1 / Light Frost Beige L9 / Dark Frost Beige RR / Radar Red X9 / Black
300	PX8 / DX8	Black		CDM / Mineral Gray Metallic DX8 / Black GSA / Tech Silver Metallic	L1 / Light Frost Beige L9 / Dark Frost Beige RR / Radar Red X9 / Black
300	PXT / LXT	Phantom Black Pearl		CDM / Mineral Gray Metallic DX8 / Black GSA / Tech Silver Metallic	L1 / Light Frost Beige L9 / Dark Frost Beige RR / Radar Red X9 / Black
Avenger	PBU / KBU	True Blue Pearl		DX8 / Black GSA / Tech Silver Metallic PAK / Sparkle Silver Metallic	L1 / Light Frost Beige RR / Radar Red SL / Quick Silver Metallic X9 / Black
Avenger	PCL / KCL	Blue Streak Pearl		DX8 / Black GSA / Tech Silver Metallic PAK / Sparkle Silver Metallic	L1 / Light Frost Beige RR / Radar Red SL / Quick Silver Metallic X9 / Black
Avenger	PDB / KDB	Crystal Blue Pearl		DX8 / Black GSA / Tech Silver Metallic PAK / Sparkle Silver Metallic	L1 / Light Frost Beige RR / Radar Red SL / Quick Silver Metallic X9 / Black
Avenger	PDM / CDM	Tungsten Metallic		DX8 / Black GSA / Tech Silver Metallic PAK / Sparkle Silver Metallic	L1 / Light Frost Beige RR / Radar Red SL / Quick Silver Metallic X9 / Black
Avenger	PRM / JRM	Redline Pearl		DX8 / Black GSA / Tech Silver Metallic PAK / Sparkle Silver Metallic	L1 / Light Frost Beige RR / Radar Red SL / Quick Silver Metallic X9 / Black
Avenger	PSC / JSC	Billet Metallic		DX8 / Black GSA / Tech Silver Metallic PAK / Sparkle Silver Metallic	L1 / Light Frost Beige RR / Radar Red SL / Quick Silver Metallic X9 / Black
Avenger	PW7 / GW7	Bright White		DX8 / Black GSA / Tech Silver Metallic PAK / Sparkle Silver Metallic	L1 / Light Frost Beige RR / Radar Red SL / Quick Silver Metallic X9 / Black
Avenger	PX8 / DX8	Black		DX8 / Black GSA / Tech Silver Metallic PAK / Sparkle Silver Metallic	L1 / Light Frost Beige RR / Radar Red SL / Quick Silver Metallic X9 / Black
Challenger	PAU / LAU	Granite Crystal Metallic		GSA / Tech Silver Metallic RXF / Jet Black	DV / Dark Slate Gray RR / Radar Red SL / Quick Silver Metallic XP / Kurdi Black Metallic
Challenger	PBX / KBX	Jazz Blue Pearl		GSA / Tech Silver Metallic RXF / Jet Black	DV / Dark Slate Gray SL / Quick Silver Metallic XP / Kurdi Black Metallic
Challenger	PFB / FFB	Sublime Metallic		GSA / Tech Silver Metallic RXF / Jet Black	DV / Dark Slate Gray SL / Quick Silver Metallic XP / Kurdi Black Metallic
Challenger	PHG / FHG	Plum Crazy Pearl		GSA / Tech Silver Metallic RXF / Jet Black	DV / Dark Slate Gray SL / Quick Silver Metallic XP / Kurdi Black Metallic
Challenger	PLC / FLC	Hemi Orange Pearl		GSA / Tech Silver Metallic RXF / Jet Black	DV / Dark Slate Gray SL / Quick Silver Metallic XP / Kurdi Black Metallic
Challenger	PR3 / ZR3	Torred		GSA / Tech Silver Metallic RXF / Jet Black	DV / Dark Slate Gray RR / Radar Red SL / Quick Silver Metallic XP / Kurdi Black Metallic
Challenger	PRY / JRY	Redline Pearl		GSA / Tech Silver Metallic RXF / Jet Black	DV / Dark Slate Gray RR / Radar Red SL / Quick Silver Metallic XP / Kurdi Black Metallic



# 2013 Chrysler Color Compatibility Guide

Guide de compatibilité de couleur • Guía de compatibilidad de color

Model Name	Exterior Color Code	Exterior Color Name	Accent/Accessory	Wheel	Interior
Nom du modèle	Code de la couleur extérieure	Nom de la couleur extérieure	Accent/Accessoire	Roue	Intérieur
Nombre del modelo	Código del color exterior	Nombre del color exterior	Acento/ Accesorios	De Rueda	Interiores
Challenger	PSC / JSC	Billet Metallic		GSA / Tech Silver Metallic RXF / Jet Black	DV / Dark Slate Gray RR / Radar Red SL / Quick Silver Metallic XP / Kurdi Black Metallic
Challenger	PW7 / GW7	Bright White		GSA / Tech Silver Metallic RXF / Jet Black	DV / Dark Slate Gray RR / Radar Red SL / Quick Silver Metallic XP / Kurdi Black Metallic
Challenger	PX8 / DX8	Black		GSA / Tech Silver Metallic RXF / Jet Black	DV / Dark Slate Gray RR / Radar Red SL / Quick Silver Metallic XP / Kurdi Black Metallic
Challenger	PXT / LXT	Phantom Black Pearl		GSA / Tech Silver Metallic RXF / Jet Black	DV / Dark Slate Gray RR / Radar Red SL / Quick Silver Metallic XP / Kurdi Black Metallic
Charger	PAU / LAU	Granite Crystal Metallic		DD5 / Satin Carbon Metallic DX8 / Black GSA / Tech Silver Metallic RXF / Jet Black	L1 / Light Frost Beige RR / Radar Red SL / Quick Silver Metallic T5 / Tan X9 / Black XP / Kurdi Black Metallic
Charger	PB6 / LB6	Daytona Blue Pearl		DD5 / Satin Carbon Metallic DX8 / Black GSA / Tech Silver Metallic RXF / Jet Black	SL / Quick Silver Metallic X9 / Black XP / Kurdi Black Metallic
Charger	PBX / KBX	Jazz Blue Pearl		DD5 / Satin Carbon Metallic DX8 / Black GSA / Tech Silver Metallic RXF / Jet Black	L1 / Light Frost Beige RR / Radar Red SL / Quick Silver Metallic T5 / Tan X9 / Black XP / Kurdi Black Metallic
Charger	PHG / FHG	Plum Crazy Pearl		DD5 / Satin Carbon Metallic DX8 / Black GSA / Tech Silver Metallic RXF / Jet Black	SL / Quick Silver Metallic X9 / Black XP / Kurdi Black Metallic
Charger	PLB / KLB	Copper Pearl		DD5 / Satin Carbon Metallic DX8 / Black GSA / Tech Silver Metallic RXF / Jet Black	L1 / Light Frost Beige SL / Quick Silver Metallic T5 / Tan X9 / Black XP / Kurdi Black Metallic
Charger	PLC / FLC	Hemi Orange Pearl		DD5 / Satin Carbon Metallic DX8 / Black GSA / Tech Silver Metallic RXF / Jet Black	SL / Quick Silver Metallic X9 / Black XP / Kurdi Black Metallic
Charger	PR3 / ZR3	Torred		DD5 / Satin Carbon Metallic DX8 / Black GSA / Tech Silver Metallic RXF / Jet Black	L1 / Light Frost Beige RR / Radar Red SL / Quick Silver Metallic T5 / Tan X9 / Black XP / Kurdi Black Metallic
Charger	PRY / JRY	Redline Pearl		DD5 / Satin Carbon Metallic DX8 / Black GSA / Tech Silver Metallic RXF / Jet Black	L1 / Light Frost Beige RR / Radar Red SL / Quick Silver Metallic T5 / Tan X9 / Black XP / Kurdi Black Metallic
Charger	PSC / JSC	Billet Metallic		DD5 / Satin Carbon Metallic DX8 / Black GSA / Tech Silver Metallic RXF / Jet Black	RR / Radar Red SL / Quick Silver Metallic T5 / Tan X9 / Black XP / Kurdi Black Metallic
Charger	PW7 / GW7	Bright White		DD5 / Satin Carbon Metallic DX8 / Black GSA / Tech Silver Metallic RXF / Jet Black	L1 / Light Frost Beige RR / Radar Red SL / Quick Silver Metallic T5 / Tan X9 / Black XP / Kurdi Black Metallic
Charger	PWD / JWD	Ivory Pearl		DD5 / Satin Carbon Metallic DX8 / Black GSA / Tech Silver Metallic RXF / Jet Black	L1 / Light Frost Beige RR / Radar Red SL / Quick Silver Metallic T5 / Tan X9 / Black XP / Kurdi Black Metallic



# 2013 Chrysler Color Compatibility Guide

Guide de compatibilité de couleur • Guía de compatibilidad de color

Model Name	Exterior Color Code	Exterior Color Name	Accent/Accessory	Wheel	Interior
Nom du modèle	Code de la couleur extérieure	Nom de la couleur extérieure	Accent/Accessoire	Roue	Intérieur
Nombre del modelo	Código del color exterior	Nombre del color exterior	Acento/ Accesorio	De Rueda	Interiores
Charger	PX8 / DX8	Black		DD5 / Satin Carbon Metallic DX8 / Black GSA / Tech Silver Metallic RXF / Jet Black	L1 / Light Frost Beige RR / Radar Red SL / Quick Silver Metallic T5 / Tan X9 / Black XP / Kurdi Black Metallic
Charger	PXT / LXT	Phantom Black Pearl		DD5 / Satin Carbon Metallic DX8 / Black GSA / Tech Silver Metallic RXF / Jet Black	L1 / Light Frost Beige RR / Radar Red SL / Quick Silver Metallic T5 / Tan X9 / Black XP / Kurdi Black Metallic
Compass	PBA / JBA	Winter Chill Pearl		GSA / Tech Silver Metallic S4A / Argent Metallic	DV / Dark Slate Gray K2 / Light Pebble Beige SL / Quick Silver Metallic
Compass	PBU / KBU	True Blue Pearl		GSA / Tech Silver Metallic S4A / Argent Metallic	DV / Dark Slate Gray K2 / Light Pebble Beige SL / Quick Silver Metallic
Compass	PDM / CDM	Mineral Gray Metallic		GSA / Tech Silver Metallic S4A / Argent Metallic	DV / Dark Slate Gray K2 / Light Pebble Beige SL / Quick Silver Metallic
Compass	PGZ / KGZ	Black Forest Green Pearl		GSA / Tech Silver Metallic S4A / Argent Metallic	DV / Dark Slate Gray K2 / Light Pebble Beige SL / Quick Silver Metallic
Compass	PRP / JRP	Deep Cherry Red Crystal Pearl		GSA / Tech Silver Metallic S4A / Argent Metallic	DV / Dark Slate Gray K2 / Light Pebble Beige SL / Quick Silver Metallic
Compass	PS2 / WS2	Bright Silver Metallic		GSA / Tech Silver Metallic S4A / Argent Metallic	DV / Dark Slate Gray K2 / Light Pebble Beige SL / Quick Silver Metallic
Compass	PTW / GTW	Rugged Brown Pearl		GSA / Tech Silver Metallic S4A / Argent Metallic	DV / Dark Slate Gray K2 / Light Pebble Beige SL / Quick Silver Metallic
Compass	PW7 / GW7	Bright White		GSA / Tech Silver Metallic S4A / Argent Metallic	DV / Dark Slate Gray K2 / Light Pebble Beige SL / Quick Silver Metallic
Compass	PX8 / DX8	Black		GSA / Tech Silver Metallic S4A / Argent Metallic	DV / Dark Slate Gray K2 / Light Pebble Beige SL / Quick Silver Metallic
Dart	PAR / KAR	Maximum Steel Metallic		GSA / Tech Silver Metallic XZA / Satin Silver Metallic	A3 / Light Diesel Gray A8 / Diesel Gray F5 / Citrus L1 / Light Frost Beige R5 / Ruby Red W2 / Ceramic White Pearl X7 / K-Black Metallic X9 / Black XP / Kurdi Black Metallic
Dart	PBA / JBA	Winter Chill Pearl		GSA / Tech Silver Metallic XZA / Satin Silver Metallic	A3 / Light Diesel Gray A8 / Diesel Gray F5 / Citrus L1 / Light Frost Beige R5 / Ruby Red W2 / Ceramic White Pearl X7 / K-Black Metallic X9 / Black XP / Kurdi Black Metallic
Dart	PBH / KBH	Light Blue		GSA / Tech Silver Metallic XZA / Satin Silver Metallic	A3 / Light Diesel Gray A8 / Diesel Gray F5 / Citrus L1 / Light Frost Beige R5 / Ruby Red W2 / Ceramic White Pearl X7 / K-Black Metallic X9 / Black XP / Kurdi Black Metallic
Dart	PBU / KBU	True Blue Pearl		GSA / Tech Silver Metallic XZA / Satin Silver Metallic	A3 / Light Diesel Gray A8 / Diesel Gray F5 / Citrus L1 / Light Frost Beige R5 / Ruby Red W2 / Ceramic White Pearl X7 / K-Black Metallic X9 / Black XP / Kurdi Black Metallic



# 2013 Chrysler Color Compatibility Guide

Guide de compatibilité de couleur • Guía de compatibilidad de color

Model Name	Exterior Color Code	Exterior Color Name	Accent/Accessory	Wheel	Interior
Nom du modèle	Code de la couleur extérieure	Nom de la couleur extérieure	Accent/Accessoire	Roue	Intérieur
Nombre del modelo	Código del color exterior	Nombre del color exterior	Accesorio/Accesorios	De Rueda	Interiores
Dart	PCL / KCL	Blue Streak Pearl		GSA / Tech Silver Metallic XZA / Satin Silver Metallic	A3 / Light Diesel Gray A8 / Diesel Gray F5 / Citrus L1 / Light Frost Beige R5 / Ruby Red W2 / Ceramic White Pearl X7 / K-Black Metallic X9 / Black XP / Kurdi Black Metallic
Dart	PDM / CDM	Tungsten Metallic		GSA / Tech Silver Metallic XZA / Satin Silver Metallic	A3 / Light Diesel Gray A8 / Diesel Gray F5 / Citrus L1 / Light Frost Beige R5 / Ruby Red W2 / Ceramic White Pearl X7 / K-Black Metallic X9 / Black XP / Kurdi Black Metallic
Dart	PFE / LFE	Citrus Peel Pearl		GSA / Tech Silver Metallic XZA / Satin Silver Metallic	A3 / Light Diesel Gray A8 / Diesel Gray F5 / Citrus L1 / Light Frost Beige R5 / Ruby Red W2 / Ceramic White Pearl X7 / K-Black Metallic X9 / Black XP / Kurdi Black Metallic
Dart	PL4 / KL4	Header Orange		GSA / Tech Silver Metallic XZA / Satin Silver Metallic	A3 / Light Diesel Gray A8 / Diesel Gray F5 / Citrus L1 / Light Frost Beige R5 / Ruby Red W2 / Ceramic White Pearl X7 / K-Black Metallic X9 / Black XP / Kurdi Black Metallic
Dart	PRM / JRM	Redline Pearl		GSA / Tech Silver Metallic XZA / Satin Silver Metallic	A3 / Light Diesel Gray A8 / Diesel Gray F5 / Citrus L1 / Light Frost Beige R5 / Ruby Red W2 / Ceramic White Pearl X7 / K-Black Metallic X9 / Black XP / Kurdi Black Metallic
Dart	PS2 / WS2	Bright Silver Metallic		GSA / Tech Silver Metallic XZA / Satin Silver Metallic	A3 / Light Diesel Gray A8 / Diesel Gray F5 / Citrus L1 / Light Frost Beige R5 / Ruby Red W2 / Ceramic White Pearl X7 / K-Black Metallic X9 / Black XP / Kurdi Black Metallic
Dart	PW7 / GW7	Bright White		GSA / Tech Silver Metallic XZA / Satin Silver Metallic	A3 / Light Diesel Gray A8 / Diesel Gray F5 / Citrus L1 / Light Frost Beige R5 / Ruby Red W2 / Ceramic White Pearl X7 / K-Black Metallic X9 / Black XP / Kurdi Black Metallic
Dart	PX8 / DX8	Black		GSA / Tech Silver Metallic XZA / Satin Silver Metallic	A3 / Light Diesel Gray A8 / Diesel Gray F5 / Citrus L1 / Light Frost Beige R5 / Ruby Red W2 / Ceramic White Pearl X7 / K-Black Metallic X9 / Black XP / Kurdi Black Metallic
Durango	PAR / KAR	Maximum Steel Metallic		DX8 / Black GSA / Tech Silver Metallic	D3 / Medium Graystone L1 / Light Frost Beige SL / Quick Silver Metallic T5 / Tan TW / Dark Graystone X9 / Black



# 2013 Chrysler Color Compatibility Guide

Guide de compatibilité de couleur • Guía de compatibilidad de color

Model Name	Exterior Color Code	Exterior Color Name	Accent/Accessory	Wheel	Interior
Nom du modèle	Code de la couleur extérieure	Nom de la couleur extérieure	Accent/Accessoire	Roue	Intérieur
Nombre del modelo	Código del color exterior	Nombre del color exterior	Acento/ Accesorios	De Rueda	Interiores
Durango	PBU / KBU	True Blue Pearl		DX8 / Black GSA / Tech Silver Metallic	D3 / Medium Graystone L1 / Light Frost Beige SL / Quick Silver Metallic T5 / Tan TW / Dark Graystone X9 / Black
Durango	PDM / CDM	Mineral Gray Metallic		DX8 / Black GSA / Tech Silver Metallic	D3 / Medium Graystone L1 / Light Frost Beige SL / Quick Silver Metallic T5 / Tan TW / Dark Graystone X9 / Black
Durango	PRM / JRM	Redline Pearl		DX8 / Black GSA / Tech Silver Metallic	D3 / Medium Graystone L1 / Light Frost Beige SL / Quick Silver Metallic T5 / Tan TW / Dark Graystone X9 / Black
Durango	PRP / JRP	Deep Cherry Red Crystal Pearl		DX8 / Black GSA / Tech Silver Metallic	D3 / Medium Graystone L1 / Light Frost Beige SL / Quick Silver Metallic T5 / Tan TW / Dark Graystone X9 / Black
Durango	PS2 / WS2	Bright Silver Metallic		DX8 / Black GSA / Tech Silver Metallic	D3 / Medium Graystone L1 / Light Frost Beige SL / Quick Silver Metallic T5 / Tan TW / Dark Graystone X9 / Black
Durango	PTW / GTW	Rugged Brown Pearl		DX8 / Black GSA / Tech Silver Metallic	D3 / Medium Graystone L1 / Light Frost Beige SL / Quick Silver Metallic T5 / Tan TW / Dark Graystone X9 / Black
Durango	PW7 / PW7	Bright White		DX8 / Black GSA / Tech Silver Metallic	D3 / Medium Graystone L1 / Light Frost Beige SL / Quick Silver Metallic T5 / Tan TW / Dark Graystone X9 / Black
Durango	PWD / PWD	Ivory Pearl		DX8 / Black GSA / Tech Silver Metallic	D3 / Medium Graystone L1 / Light Frost Beige SL / Quick Silver Metallic T5 / Tan TW / Dark Graystone X9 / Black
Durango	PXR / AXR	Brilliant Black Pearl		DX8 / Black GSA / Tech Silver Metallic	D3 / Medium Graystone L1 / Light Frost Beige SL / Quick Silver Metallic T5 / Tan TW / Dark Graystone X9 / Black
Grand Caravan	PAR / KAR	Maximum Steel Metallic		GSA / Tech Silver Metallic PAK / Sparkle Silver Metallic XZA / Satin Silver Metallic	D1 / Light Graystone SL / Quick Silver Metallic TU / Sandstorm X9 / Black
Grand Caravan	PBU / KBU	True Blue Pearl		GSA / Tech Silver Metallic PAK / Sparkle Silver Metallic XZA / Satin Silver Metallic	D1 / Light Graystone SL / Quick Silver Metallic TU / Sandstorm X9 / Black
Grand Caravan	PCL / KCL	Blue Streak Pearl		GSA / Tech Silver Metallic PAK / Sparkle Silver Metallic XZA / Satin Silver Metallic	D1 / Light Graystone SL / Quick Silver Metallic TU / Sandstorm X9 / Black
Grand Caravan	PFS / KFS	Cashmere Pearl		GSA / Tech Silver Metallic PAK / Sparkle Silver Metallic XZA / Satin Silver Metallic	D1 / Light Graystone SL / Quick Silver Metallic TU / Sandstorm X9 / Black
Grand Caravan	PRM / JRM	Redline Pearl		GSA / Tech Silver Metallic PAK / Sparkle Silver Metallic XZA / Satin Silver Metallic	D1 / Light Graystone SL / Quick Silver Metallic TU / Sandstorm X9 / Black



# 2013 Chrysler Color Compatibility Guide

Guide de compatibilité de couleur • Guía de compatibilidad de color

Model Name	Exterior Color Code	Exterior Color Name	Accent/Accessory	Wheel	Interior
Nom du modèle	Code de la couleur extérieure	Nom de la couleur extérieure	Accent/Accessoire	Roue	Intérieur
Nombre del modelo	Código del color exterior	Nombre del color exterior	Accento/ Accesorios	De Rueda	Interiores
Grand Caravan	PSC / JSC	Billet Metallic		GSA / Tech Silver Metallic PAK / Sparkle Silver Metallic XZA / Satin Silver Metallic	D1 / Light Graystone SL / Quick Silver Metallic TU / Sandstorm X9 / Black
Grand Caravan	PW1 / SW1	Stone White		GSA / Tech Silver Metallic PAK / Sparkle Silver Metallic XZA / Satin Silver Metallic	D1 / Light Graystone SL / Quick Silver Metallic TU / Sandstorm X9 / Black
Grand Caravan	PXR / AXR	Brilliant Black Pearl		GSA / Tech Silver Metallic PAK / Sparkle Silver Metallic XZA / Satin Silver Metallic	D1 / Light Graystone SL / Quick Silver Metallic TU / Sandstorm X9 / Black
Grand Cherokee	PAR / KAR	Maximum Steel Metallic	LD6 / Mineral Gray Metallic	DD5 / Satin Carbon Metallic GSA / Tech Silver Metallic	D3 / Medium Graystone FA / Light Driftwood Metallic L1 / Light Frost Beige L9 / Dark Frost Beige TL / New Saddle TW / Dark Graystone X9 / Black
Grand Cherokee	PBA / JBA	Winter Chill Pearl	LD6 / Mineral Gray Metallic	DD5 / Satin Carbon Metallic GSA / Tech Silver Metallic	D3 / Medium Graystone FA / Light Driftwood Metallic L1 / Light Frost Beige L9 / Dark Frost Beige TL / New Saddle TW / Dark Graystone X9 / Black
Grand Cherokee	PBU / KBU	True Blue Pearl	LD6 / Mineral Gray Metallic	DD5 / Satin Carbon Metallic GSA / Tech Silver Metallic	D3 / Medium Graystone FA / Light Driftwood Metallic L1 / Light Frost Beige L9 / Dark Frost Beige TL / New Saddle TW / Dark Graystone X9 / Black
Grand Cherokee	PDM / CDM	Mineral Gray Metallic	LD6 / Mineral Gray Metallic	DD5 / Satin Carbon Metallic GSA / Tech Silver Metallic	D3 / Medium Graystone FA / Light Driftwood Metallic L1 / Light Frost Beige L9 / Dark Frost Beige TL / New Saddle TW / Dark Graystone X9 / Black
Grand Cherokee	PGZ / KGZ	Black Forest Green Pearl	LD6 / Mineral Gray Metallic	DD5 / Satin Carbon Metallic GSA / Tech Silver Metallic	D3 / Medium Graystone FA / Light Driftwood Metallic L1 / Light Frost Beige L9 / Dark Frost Beige TL / New Saddle TW / Dark Graystone X9 / Black
Grand Cherokee	PRP / JRP	Deep Cherry Red Crystal Pearl	LD6 / Mineral Gray Metallic	DD5 / Satin Carbon Metallic GSA / Tech Silver Metallic	D3 / Medium Graystone FA / Light Driftwood Metallic L1 / Light Frost Beige L9 / Dark Frost Beige TL / New Saddle TW / Dark Graystone X9 / Black
Grand Cherokee	PS2 / WS2	Bright Silver Metallic	LD6 / Mineral Gray Metallic	DD5 / Satin Carbon Metallic GSA / Tech Silver Metallic	D3 / Medium Graystone FA / Light Driftwood Metallic L1 / Light Frost Beige L9 / Dark Frost Beige TL / New Saddle TW / Dark Graystone X9 / Black
Grand Cherokee	PTW / GTW	Rugged Brown Pearl	LD6 / Mineral Gray Metallic	DD5 / Satin Carbon Metallic GSA / Tech Silver Metallic	D3 / Medium Graystone FA / Light Driftwood Metallic L1 / Light Frost Beige L9 / Dark Frost Beige TL / New Saddle TW / Dark Graystone X9 / Black
Grand Cherokee	PW7 / GW7	Bright White	LD6 / Mineral Gray Metallic	DD5 / Satin Carbon Metallic GSA / Tech Silver Metallic	D3 / Medium Graystone FA / Light Driftwood Metallic L1 / Light Frost Beige L9 / Dark Frost Beige TL / New Saddle TW / Dark Graystone X9 / Black

# 2013 Chrysler Color Compatibility Guide

Guide de compatibilité de couleur • Guía de compatibilidad de color

Model Name	Exterior Color Code	Exterior Color Name	Accent/Accessory	Wheel	Interior
Nom du modèle	Code de la couleur extérieure	Nom de la couleur extérieure	Accent/Accessoire	Roue	Intérieur
Nombre del modelo	Código del color exterior	Nombre del color exterior	Acento/ Accesorios	De Rueda	Interiores
Grand Cherokee PWD / JWD		Ivory Pearl	LD6 / Mineral Gray Metallic	DD5 / Satin Carbon Metallic GSA / Tech Silver Metallic	D3 / Medium Graystone FA / Light Driftwood Metallic L1 / Light Frost Beige L9 / Dark Frost Beige TL / New Saddle TW / Dark Graystone X9 / Black
Grand Cherokee PXR / AXR		Brilliant Black Pearl	LD6 / Mineral Gray Metallic	DD5 / Satin Carbon Metallic GSA / Tech Silver Metallic	D3 / Medium Graystone FA / Light Driftwood Metallic L1 / Light Frost Beige L9 / Dark Frost Beige TL / New Saddle TW / Dark Graystone X9 / Black
Journey	PAJ / KAJ	Gray Pearl		DD5 / Satin Carbon Metallic PAK / Sparkle Silver Metallic XZA / Satin Silver Metallic	L1 / Light Frost Beige SL / Quick Silver Metallic T5 / Tan W1 / Light Pearl X9 / Black XP / Kurdi Black Metallic
Journey	PBA / JBA	Winter Chill Pearl		DD5 / Satin Carbon Metallic PAK / Sparkle Silver Metallic XZA / Satin Silver Metallic	L1 / Light Frost Beige SL / Quick Silver Metallic T5 / Tan W1 / Light Pearl X9 / Black XP / Kurdi Black Metallic
Journey	PLB / KLB	Copper Pearl		DD5 / Satin Carbon Metallic PAK / Sparkle Silver Metallic XZA / Satin Silver Metallic	L1 / Light Frost Beige SL / Quick Silver Metallic T5 / Tan W1 / Light Pearl X9 / Black XP / Kurdi Black Metallic
Journey	PPS / LPS	Mallard Blue Pearl		DD5 / Satin Carbon Metallic PAK / Sparkle Silver Metallic XZA / Satin Silver Metallic	L1 / Light Frost Beige SL / Quick Silver Metallic T5 / Tan W1 / Light Pearl X9 / Black XP / Kurdi Black Metallic
Journey	PR1 / KR1	Red		DD5 / Satin Carbon Metallic PAK / Sparkle Silver Metallic XZA / Satin Silver Metallic	L1 / Light Frost Beige SL / Quick Silver Metallic T5 / Tan W1 / Light Pearl X9 / Black XP / Kurdi Black Metallic
Journey	PRA / KRA	Passion Pearl		DD5 / Satin Carbon Metallic PAK / Sparkle Silver Metallic XZA / Satin Silver Metallic	L1 / Light Frost Beige SL / Quick Silver Metallic T5 / Tan W1 / Light Pearl X9 / Black XP / Kurdi Black Metallic
Journey	PS2 / WS2	Bright Silver Metallic		DD5 / Satin Carbon Metallic PAK / Sparkle Silver Metallic XZA / Satin Silver Metallic	L1 / Light Frost Beige SL / Quick Silver Metallic T5 / Tan W1 / Light Pearl X9 / Black XP / Kurdi Black Metallic
Journey	PW3 / KW3	White		DD5 / Satin Carbon Metallic PAK / Sparkle Silver Metallic XZA / Satin Silver Metallic	L1 / Light Frost Beige SL / Quick Silver Metallic T5 / Tan W1 / Light Pearl X9 / Black XP / Kurdi Black Metallic
Journey	PWH / KWH	Arctic Tricoat		DD5 / Satin Carbon Metallic PAK / Sparkle Silver Metallic XZA / Satin Silver Metallic	L1 / Light Frost Beige SL / Quick Silver Metallic T5 / Tan W1 / Light Pearl X9 / Black XP / Kurdi Black Metallic
Journey	PXR / AXR	Brilliant Black Pearl		DD5 / Satin Carbon Metallic PAK / Sparkle Silver Metallic XZA / Satin Silver Metallic	L1 / Light Frost Beige SL / Quick Silver Metallic T5 / Tan W1 / Light Pearl X9 / Black XP / Kurdi Black Metallic



# 2013 Chrysler Color Compatibility Guide

Guide de compatibilité de couleur • Guía de compatibilidad de color

Model Name	Exterior Color Code	Exterior Color Name	Accent/Accessory	Wheel	Interior
Nom du modèle	Code de la couleur extérieure	Nom de la couleur extérieure	Accent/Accessoire	Roue	Intérieur
Nombre del modelo	Código del color exterior	Nombre del color exterior	Acento/ Accesorios	De Rueda	Interiores
Patriot	PBA / JBA	Winter Chill Pearl		GSA / Tech Silver Metallic S4A / Argent Metallic	DV / Dark Slate Gray K2 / Light Pebble Beige SL / Quick Silver Metallic
Patriot	PBU / KBU	True Blue Pearl		GSA / Tech Silver Metallic S4A / Argent Metallic	DV / Dark Slate Gray K2 / Light Pebble Beige SL / Quick Silver Metallic
Patriot	PDM / CDM	Mineral Gray Metallic		GSA / Tech Silver Metallic S4A / Argent Metallic	DV / Dark Slate Gray K2 / Light Pebble Beige SL / Quick Silver Metallic
Patriot	PGZ / KGZ	Black Forest Green Pearl		GSA / Tech Silver Metallic S4A / Argent Metallic	DV / Dark Slate Gray K2 / Light Pebble Beige SL / Quick Silver Metallic
Patriot	PRP / JRP	Deep Cherry Red Crystal Pearl		GSA / Tech Silver Metallic S4A / Argent Metallic	DV / Dark Slate Gray K2 / Light Pebble Beige SL / Quick Silver Metallic
Patriot	PS2 / WS2	Bright Silver Metallic		GSA / Tech Silver Metallic S4A / Argent Metallic	DV / Dark Slate Gray K2 / Light Pebble Beige SL / Quick Silver Metallic
Patriot	PTW / GTW	Rugged Brown Pearl		GSA / Tech Silver Metallic S4A / Argent Metallic	DV / Dark Slate Gray K2 / Light Pebble Beige SL / Quick Silver Metallic
Patriot	PW7 / GW7	Bright White		GSA / Tech Silver Metallic S4A / Argent Metallic	DV / Dark Slate Gray K2 / Light Pebble Beige SL / Quick Silver Metallic
Patriot	PX8 / DX8	Black		GSA / Tech Silver Metallic S4A / Argent Metallic	DV / Dark Slate Gray K2 / Light Pebble Beige SL / Quick Silver Metallic
Ram	PAR / KAR	Maximum Steel Metallic	DX8 / Black WS2 / Bright Silver Metallic	GSA / Tech Silver Metallic PAK / Sparkle Silver Metallic S4A / Argent Metallic	A8 / Diesel Gray A9 / Dark Diesel Anodized Metallic AH / Iron Gray Metallic DL / Liquid Graphite FA / Light Driftwood Metallic L1 / Light Frost Beige S4 / Silver Pebble Metallic U7 / Canyon Brown X9 / Black
Ram	PBU / KBU	True Blue Pearl	CDM / Mineral Gray Metallic DX8 / Black WS2 / Bright Silver Metallic	GSA / Tech Silver Metallic PAK / Sparkle Silver Metallic S4A / Argent Metallic	A8 / Diesel Gray A9 / Dark Diesel Anodized Metallic AH / Iron Gray Metallic DL / Liquid Graphite FA / Light Driftwood Metallic L1 / Light Frost Beige S4 / Silver Pebble Metallic U7 / Canyon Brown X9 / Black
Ram	PDM / CDM	Mineral Gray Metallic	DX8 / Black WS2 / Bright Silver Metallic	GSA / Tech Silver Metallic PAK / Sparkle Silver Metallic S4A / Argent Metallic	A8 / Diesel Gray A9 / Dark Diesel Anodized Metallic AH / Iron Gray Metallic DL / Liquid Graphite FA / Light Driftwood Metallic L1 / Light Frost Beige S4 / Silver Pebble Metallic U7 / Canyon Brown X9 / Black
Ram	PEP / KEP	Deep Auburn Pearl	HWL / White Gold Metallic WS2 / Bright Silver Metallic	GSA / Tech Silver Metallic PAK / Sparkle Silver Metallic S4A / Argent Metallic	A8 / Diesel Gray A9 / Dark Diesel Anodized Metallic AH / Iron Gray Metallic DL / Liquid Graphite FA / Light Driftwood Metallic L1 / Light Frost Beige S4 / Silver Pebble Metallic U7 / Canyon Brown X9 / Black
Ram	PFA / KFA	Prairie Pearl	HWL / White Gold Metallic	GSA / Tech Silver Metallic PAK / Sparkle Silver Metallic S4A / Argent Metallic	A8 / Diesel Gray A9 / Dark Diesel Anodized Metallic AH / Iron Gray Metallic DL / Liquid Graphite FA / Light Driftwood Metallic L1 / Light Frost Beige S4 / Silver Pebble Metallic U7 / Canyon Brown X9 / Black

# 2013 Chrysler Color Compatibility Guide

Guide de compatibilité de couleur • Guía de compatibilidad de color

Model Name	Exterior Color Code	Exterior Color Name	Accent/Accessory	Wheel	Interior
Nom du modèle	Code de la couleur extérieure	Nom de la couleur extérieure	Accent/Accessoire	Roue	Intérieur
Nombre del modelo	Código del color exterior	Nombre del color exterior	Acento/ Accesorios	De Rueda	Interiores
Ram	PLB / KLB	Copper Pearl	CDM / Mineral Gray Metallic DX8 / Black HWL / White Gold Metallic WS2 / Bright Silver Metallic	GSA / Tech Silver Metallic PAK / Sparkle Silver Metallic S4A / Argent Metallic	A8 / Diesel Gray A9 / Dark Diesel Anodized Metallic AH / Iron Gray Metallic DL / Liquid Graphite FA / Light Driftwood Metallic L1 / Light Frost Beige S4 / Silver Pebble Metallic U7 / Canyon Brown X9 / Black
Ram	PR4 / PR4	Flame Red	CDM / Mineral Gray Metallic WS2 / Bright Silver Metallic	GSA / Tech Silver Metallic PAK / Sparkle Silver Metallic S4A / Argent Metallic	A8 / Diesel Gray A9 / Dark Diesel Anodized Metallic AH / Iron Gray Metallic DL / Liquid Graphite FA / Light Driftwood Metallic L1 / Light Frost Beige S4 / Silver Pebble Metallic U7 / Canyon Brown X9 / Black
Ram	PRP / JRP	Deep Cherry Red Crystal Pearl	CDM / Mineral Gray Metallic DX8 / Black HWL / White Gold Metallic WS2 / Bright Silver Metallic	GSA / Tech Silver Metallic PAK / Sparkle Silver Metallic S4A / Argent Metallic	A8 / Diesel Gray A9 / Dark Diesel Anodized Metallic AH / Iron Gray Metallic DL / Liquid Graphite FA / Light Driftwood Metallic L1 / Light Frost Beige S4 / Silver Pebble Metallic U7 / Canyon Brown X9 / Black
Ram	PS2 / WS2	Bright Silver Metallic	CDM / Mineral Gray Metallic DX8 / Black	GSA / Tech Silver Metallic PAK / Sparkle Silver Metallic S4A / Argent Metallic	A8 / Diesel Gray A9 / Dark Diesel Anodized Metallic AH / Iron Gray Metallic DL / Liquid Graphite FA / Light Driftwood Metallic L1 / Light Frost Beige S4 / Silver Pebble Metallic U7 / Canyon Brown X9 / Black
Ram	PUG / LUG	Black Gold Pearl	DX8 / Black HWL / White Gold Metallic WS2 / Bright Silver Metallic	GSA / Tech Silver Metallic PAK / Sparkle Silver Metallic S4A / Argent Metallic	A8 / Diesel Gray A9 / Dark Diesel Anodized Metallic AH / Iron Gray Metallic DL / Liquid Graphite FA / Light Driftwood Metallic L1 / Light Frost Beige S4 / Silver Pebble Metallic U7 / Canyon Brown X9 / Black
Ram	PW7 / GW7	Bright White	CDM / Mineral Gray Metallic DX8 / Black HWL / White Gold Metallic WS2 / Bright Silver Metallic	GSA / Tech Silver Metallic PAK / Sparkle Silver Metallic S4A / Argent Metallic	A8 / Diesel Gray A9 / Dark Diesel Anodized Metallic AH / Iron Gray Metallic DL / Liquid Graphite FA / Light Driftwood Metallic L1 / Light Frost Beige S4 / Silver Pebble Metallic U7 / Canyon Brown X9 / Black
Ram	PX8 / DX8	Black	CDM / Mineral Gray Metallic DX8 / Black HWL / White Gold Metallic WS2 / Bright Silver Metallic	GSA / Tech Silver Metallic PAK / Sparkle Silver Metallic S4A / Argent Metallic	A8 / Diesel Gray A9 / Dark Diesel Anodized Metallic AH / Iron Gray Metallic DL / Liquid Graphite FA / Light Driftwood Metallic L1 / Light Frost Beige S4 / Silver Pebble Metallic U7 / Canyon Brown X9 / Black
Town & Country	PAR / KAR	Maximum Steel Metallic		DD5 / Satin Carbon Metallic DSL / Silver Silk Metallic GSA / Tech Silver Metallic XZA / Satin Silver Metallic	D1 / Light Graystone L5 / Medium Frost Beige L9 / Dark Frost Beige X9 / Black Z2 / Satin Silver II Metallic
Town & Country	PBU / KBU	True Blue Pearl		DD5 / Satin Carbon Metallic DSL / Silver Silk Metallic GSA / Tech Silver Metallic XZA / Satin Silver Metallic	D1 / Light Graystone L5 / Medium Frost Beige L9 / Dark Frost Beige X9 / Black Z2 / Satin Silver II Metallic
Town & Country	PDB / KDB	Crystal Blue Pearl		DD5 / Satin Carbon Metallic DSL / Silver Silk Metallic GSA / Tech Silver Metallic XZA / Satin Silver Metallic	D1 / Light Graystone L5 / Medium Frost Beige L9 / Dark Frost Beige X9 / Black Z2 / Satin Silver II Metallic



# 2013 Chrysler Color Compatibility Guide

Guide de compatibilité de couleur • Guía de compatibilidad de color

Model Name	Exterior Color Code	Exterior Color Name	Accent/Accessory	Wheel	Interior
Nom du modèle	Code de la couleur extérieure	Nom de la couleur extérieure	Accent/Accessoire	Roue	Intérieur
Nombre del modelo	Código del color exterior	Nombre del color exterior	Acento/ Accesorio	De Rueda	Interiores
Town & Country	PFS / KFS	Cashmere Pearl		DD5 / Satin Carbon Metallic DSL / Silver Silk Metallic GSA / Tech Silver Metallic XZA / Satin Silver Metallic	D1 / Light Graystone L5 / Medium Frost Beige L9 / Dark Frost Beige X9 / Black Z2 / Satin Silver II Metallic
Town & Country	PRP / JRP	Deep Cherry Red Crystal Pearl		DD5 / Satin Carbon Metallic DSL / Silver Silk Metallic GSA / Tech Silver Metallic XZA / Satin Silver Metallic	D1 / Light Graystone L5 / Medium Frost Beige L9 / Dark Frost Beige X9 / Black Z2 / Satin Silver II Metallic
Town & Country	PSC / JSC	Billet Metallic		DD5 / Satin Carbon Metallic DSL / Silver Silk Metallic GSA / Tech Silver Metallic XZA / Satin Silver Metallic	D1 / Light Graystone X9 / Black Z2 / Satin Silver II Metallic
Town & Country	PW1 / SW1	Stone White		DD5 / Satin Carbon Metallic DSL / Silver Silk Metallic GSA / Tech Silver Metallic XZA / Satin Silver Metallic	D1 / Light Graystone L5 / Medium Frost Beige L9 / Dark Frost Beige X9 / Black Z2 / Satin Silver II Metallic
Town & Country	PXR / AXR	Brilliant Black Pearl		DD5 / Satin Carbon Metallic DSL / Silver Silk Metallic GSA / Tech Silver Metallic XZA / Satin Silver Metallic	D1 / Light Graystone L5 / Medium Frost Beige L9 / Dark Frost Beige X9 / Black Z2 / Satin Silver II Metallic
Viper	PBE / SBE	Viper GTS Blue Pearl	BWA / Viper Bright White DX8 / Black JSC / Billet Metallic	RXF / Jet Black	C6 / Gunmetal Metallic K5 / Caramel RR / Header Red V5 / Sepia X9 / Black
Viper	PBY / LBY	Shadow Blue Pearl	BWA / Viper Bright White DX8 / Black JSC / Billet Metallic	RXF / Jet Black	C6 / Gunmetal Metallic K5 / Caramel RR / Header Red V5 / Sepia X9 / Black
Viper	PCC / LCC	Gunmetal Pearl	BWA / Viper Bright White DX8 / Black JSC / Billet Metallic	RXF / Jet Black	C6 / Gunmetal Metallic K5 / Caramel RR / Header Red V5 / Sepia X9 / Black
Viper	PR7 / LR7	Adrenaline Red	BWA / Viper Bright White DX8 / Black JSC / Billet Metallic	RXF / Jet Black	C6 / Gunmetal Metallic K5 / Caramel RR / Header Red V5 / Sepia X9 / Black
Viper	PRK / LRK	Stryker Red Pearl	BWA / Viper Bright White DX8 / Black JSC / Billet Metallic	RXF / Jet Black	C6 / Gunmetal Metallic K5 / Caramel RR / Header Red V5 / Sepia X9 / Black
Viper	PWA / BWA	Viper Bright White	BWA / Viper Bright White DX8 / Black JSC / Billet Metallic	RXF / Jet Black	C6 / Gunmetal Metallic K5 / Caramel RR / Header Red V5 / Sepia X9 / Black
Viper	PX8 / DX8	Black	BWA / Viper Bright White DX8 / Black JSC / Billet Metallic	RXF / Jet Black	C6 / Gunmetal Metallic K5 / Caramel RR / Header Red V5 / Sepia X9 / Black
Viper	PYR / WYR	Viper Race Yellow	BWA / Viper Bright White DX8 / Black JSC / Billet Metallic	RXF / Jet Black	C6 / Gunmetal Metallic K5 / Caramel RR / Header Red V5 / Sepia X9 / Black
Wrangler	PBU / KBU	True Blue Pearl	RXF / Jet Black	DD5 / Satin Carbon Metallic LD6 / Mineral Gray Metallic PAK / Sparkle Silver Metallic RFX / Jet Black S4A / Argent Metallic XZA / Satin Silver Metallic	AH / Iron Gray Metallic S3 / Quick Silver Metallic SL / Quick Silver Metallic T9 / Dark Saddle X9 / Black
Wrangler	PDS / LDS	Anvil	RXF / Jet Black	DD5 / Satin Carbon Metallic LD6 / Mineral Gray Metallic PAK / Sparkle Silver Metallic RFX / Jet Black S4A / Argent Metallic XZA / Satin Silver Metallic	AH / Iron Gray Metallic S3 / Quick Silver Metallic SL / Quick Silver Metallic X9 / Black

# 2013 Chrysler Color Compatibility Guide


Guide de compatibilité de couleur • Guía de compatibilidad de color

Model Name	Exterior Color Code	Exterior Color Name	Accent/Accessory	Wheel	Interior
Nom du modèle	Code de la couleur extérieure	Nom de la couleur extérieure	Accent/Accessoire	Roue	Intérieur
Nombre del modelo	Código del color exterior	Nombre del color exterior	Acento/ Accesorios	De Rueda	Interiores
Wrangler	PGH / LGH	Commando	RXF / Jet Black	DD5 / Satin Carbon Metallic LD6 / Mineral Gray Metallic PAK / Sparkle Silver Metallic RXF / Jet Black S4A / Argent Metallic XZA / Satin Silver Metallic	AH / Iron Gray Metallic S3 / Quick Silver Metallic SL / Quick Silver Metallic T9 / Dark Saddle X9 / Black
Wrangler	PGZ / KGZ	Black Forest Green Pearl	RXF / Jet Black	DD5 / Satin Carbon Metallic LD6 / Mineral Gray Metallic PAK / Sparkle Silver Metallic RXF / Jet Black S4A / Argent Metallic XZA / Satin Silver Metallic	AH / Iron Gray Metallic S3 / Quick Silver Metallic SL / Quick Silver Metallic T9 / Dark Saddle X9 / Black
Wrangler	PHP / GHP	Furious Fuchsia Pearl	RXF / Jet Black	DD5 / Satin Carbon Metallic LD6 / Mineral Gray Metallic PAK / Sparkle Silver Metallic RXF / Jet Black S4A / Argent Metallic XZA / Satin Silver Metallic	AH / Iron Gray Metallic S3 / Quick Silver Metallic SL / Quick Silver Metallic X9 / Black
Wrangler	PKT / LKT	Rock Lobster	RXF / Jet Black	DD5 / Satin Carbon Metallic LD6 / Mineral Gray Metallic PAK / Sparkle Silver Metallic RXF / Jet Black S4A / Argent Metallic XZA / Satin Silver Metallic	AH / Iron Gray Metallic S3 / Quick Silver Metallic SL / Quick Silver Metallic X9 / Black
Wrangler	PR4 / PR4	Flame Red	RXF / Jet Black	DD5 / Satin Carbon Metallic LD6 / Mineral Gray Metallic PAK / Sparkle Silver Metallic RXF / Jet Black S4A / Argent Metallic XZA / Satin Silver Metallic	AH / Iron Gray Metallic S3 / Quick Silver Metallic SL / Quick Silver Metallic T9 / Dark Saddle X9 / Black
Wrangler	PRP / JRP	Deep Cherry Red Crystal Pearl	RXF / Jet Black	DD5 / Satin Carbon Metallic LD6 / Mineral Gray Metallic PAK / Sparkle Silver Metallic RXF / Jet Black S4A / Argent Metallic XZA / Satin Silver Metallic	AH / Iron Gray Metallic S3 / Quick Silver Metallic SL / Quick Silver Metallic T9 / Dark Saddle X9 / Black
Wrangler	PSC / JSC	Billet Metallic	RXF / Jet Black	DD5 / Satin Carbon Metallic LD6 / Mineral Gray Metallic PAK / Sparkle Silver Metallic RXF / Jet Black S4A / Argent Metallic XZA / Satin Silver Metallic	AH / Iron Gray Metallic S3 / Quick Silver Metallic SL / Quick Silver Metallic T9 / Dark Saddle X9 / Black
Wrangler	PTT / LTT	Dune	RXF / Jet Black	DD5 / Satin Carbon Metallic LD6 / Mineral Gray Metallic PAK / Sparkle Silver Metallic RXF / Jet Black S4A / Argent Metallic XZA / Satin Silver Metallic	AH / Iron Gray Metallic S3 / Quick Silver Metallic SL / Quick Silver Metallic T9 / Dark Saddle X9 / Black
Wrangler	PTW / GTW	Rugged Brown Pearl	RXF / Jet Black	DD5 / Satin Carbon Metallic LD6 / Mineral Gray Metallic PAK / Sparkle Silver Metallic RXF / Jet Black S4A / Argent Metallic XZA / Satin Silver Metallic	AH / Iron Gray Metallic S3 / Quick Silver Metallic SL / Quick Silver Metallic T9 / Dark Saddle X9 / Black
Wrangler	PW7 / GW7	Bright White	RXF / Jet Black	DD5 / Satin Carbon Metallic LD6 / Mineral Gray Metallic PAK / Sparkle Silver Metallic RXF / Jet Black S4A / Argent Metallic XZA / Satin Silver Metallic	AH / Iron Gray Metallic S3 / Quick Silver Metallic SL / Quick Silver Metallic T9 / Dark Saddle X9 / Black
Wrangler	PX8 / DX8	Black	RXF / Jet Black	DD5 / Satin Carbon Metallic LD6 / Mineral Gray Metallic PAK / Sparkle Silver Metallic RXF / Jet Black S4A / Argent Metallic XZA / Satin Silver Metallic	AH / Iron Gray Metallic S3 / Quick Silver Metallic SL / Quick Silver Metallic T9 / Dark Saddle X9 / Black
Wrangler	PY5 / KY5	Dozer	RXF / Jet Black	DD5 / Satin Carbon Metallic LD6 / Mineral Gray Metallic PAK / Sparkle Silver Metallic RXF / Jet Black S4A / Argent Metallic XZA / Satin Silver Metallic	AH / Iron Gray Metallic S3 / Quick Silver Metallic SL / Quick Silver Metallic T9 / Dark Saddle X9 / Black



## Paint Code Location

Emplacements des codes de peinture  
Ubicación del código de pintura



### Driver's Side Door Jamb

Montant de la porte du cote conducteur  
Marco de la puerta del lado del conductor

MFD. BY FORD MOTOR CO. IN U.S.A.											
DATE:						GVWR:					
FRONT GAWR:				REAR GAWR:				THIS VEHICLE CONFORMS TO ALL APPLICABLE FEDERAL MOTOR VEHICLE SAFETY AND BUMPER STANDARDS IN EFFECT ON THE DATE OF MANUFACTURER SHOWN ABOVE.			
VEH. IDENT. NO.											
TYPE											
[ ][ ][ ][ ][ ]				[ ][ ][ ][ ][ ]				[ ][ ][ ][ ][ ]			
EXTERIOR PAINT COLOR								DSO			
BODY	VR	MLDC	INT. TRIM	A/C	R	S	AX	TR			

## Assembly Plant Codes (11th character of VIN)

Code de usine de montage (11ème caractère du NIV)  
Código de planta ensambladora (11avo carácter de NIV)

Plant Code	Plant	Model
Code de l'usine	Usine	Modèle
Código de planta	Planta	Modelo
C	Ontario Truck Plant	Edge / MKX / Flex / MKT
D	Ohio Truck (Avon Lake, OH)	Econoline
E	Kentucky Truck	F-Series / Expedition / Navigator
F	Dearborn	F-Series / Mark LT
G	Chicago	Taurus / MKS / Explorer
K	Kansas City Transit	Transit
K	Kansas City Truck	F-Series
L	Michigan Assembly	Focus / C-Max
M	Cuautitlan	Fiesta
R	Hermosillo	Fusion / MKZ
T	Kocaeli, Turkey	Transit Connect
U	Louisville Truck	Escape
5	Flat Rock	Mustang


Based on information received from Car Manufacturers, the data contained herein is presumed to be correct. However, we cannot assume responsibility for error or change. These colors are intended for identification purposes only. They are only representative of the colors and cannot be considered as color standards.

Selon les renseignements reçus des constructeurs de véhicules automobiles, on présume que les données contenues aux présentes sont correctes. Toutefois, nous déclinons toute responsabilité quant aux erreurs ou aux modifications. Ces couleurs ne sont présentées qu'à des fins d'identification. Elles ne sont qu'une représentation des couleurs et ne peuvent être considérées comme des normes de couleur.


Sobre la base de la información recibida de los Fabricantes de Automóviles, se presume que la información contenida en la presente es correcta. Sin embargo, no podemos asumir responsabilidades por errores o cambios. Los colores son a modo identificatorio solamente. Solo son representativos de los colores y no pueden ser considerados como estándares de color.



## Exterior • Extérieur • Exteriores



**BY** B/C  
School Bus Yellow



**CI** B/C  
Grabber Blue



**DX** B/C  
Dark Blue Pearl



**E4** B/C  
Vermilion Red



**F1** B/C  
Vermillion



**FQ** B/C  
Bordeaux Reserve  
Metallic



**G3** B/C  
Pueblo Gold Metallic



**GT** B/C  
Autumn Red Metallic




**HD** 3 Stage  
Green Envy Pearl



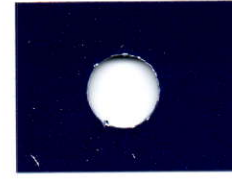
**HI** B/C  
Tectonic Silver Metallic



**HP** B/C  
Hi Performance White



**J1** B/C  
Kodiak Brown Metallic




**J4** B/C  
Deep Impact  
Blue Metallic




**JY** B/C  
Ginger Ale Metallic



**JZ** 3 Stage  
Crystal Champagne  
Pearl



**L1** B/C  
Spirit Blue Metallic




**LP** 3 Stage  
Electric Gold Pearl



**LQ** B/C  
Pale Adobe Metallic




**N1** B/C  
Blue Jeans Metallic



**NQ** 3 Stage  
Yellow Blaze Tricoat



**NS** B/C  
Noisette Metallic




**P9** B/C  
Frosted Glass Metallic




**PQ** B/C  
Race Red



**RR** B/C  
Ruby Red Metallic




**RY** B/C  
Mars Red Metallic



**RZ** 3 Stage  
Red Candy 2 Metallic



**SQ** B/C  
Green Orchid Metallic



**SZ** B/C  
Blue Flame Metallic



**TK** B/C  
Mineral Gray Metallic



**TQ** B/C  
Smoked Quartz Metallic



# 2013 Ford

Ford / Lincoln / Mercury


## Exterior • Extérieur • Exteriores



**TY** B/C  
Moondust Silver Metallic



**UA** B/C  
Ebony



**UE** B/C  
Panther Black Metallic



**UG** 3 Stage  
White Platinum Pearl



**UH** B/C  
Tuxedo Black Metallic



**UJ** B/C  
Sterling Gray Metallic



**UN** B/C  
Steel Blue Metallic



**UT** B/C  
Avalon Metallic



**UV** B/C  
Blazer Blue



**UX** B/C  
Ingot Silver Metallic




**UY** 3 Stage  
Molten Orange Tricoat  
Metallic



**VA** B/C  
Terrain




**VG** B/C  
Violet Gray Metallic



**W6** B/C  
NX Green Gem 2  
Metallic



**WS** B/C  
White Suede



**YQ** B/C  
Ice Storm Metallic



**YZ** B/C  
Oxford White




**Z1** B/C  
Oxford White



**Z2** B/C  
Frozen White



**Z6** B/C  
Silver Diamond Pearl



**Z9** B/C  
Blue Candy Tint Metallic



## Interior • Intérieur • Interiores




**1T3A**  
Medium Light Stone



**1TBA**  
Light Stone



**1TCA**  
Medium Stone



**2NBA**  
Light Flint



**2NCA**  
Medium Flint




**3M4C**  
Asphalt Metallic




**3TCA**  
Pebble 3



**4T1A**  
Camel




**4X1A**  
Linen




**5B8A**  
Charcoal Black



**6DEA** B/C  
Dark Pewter



**6NCA**  
Pewter



**6Q4C**  
Foundry Gray Metallic




**6T7A**  
Graystone




**7ME**  
Pegasus Metallic




**7NCC**  
Light Warm Steel  
Metallic



**7NEC**  
Dark Foundry Metallic



**7QCC**  
Triton Metallic




**7Y7A**  
Dusk Gray




**8N8C**  
Alloy Metallic



**8QCC**  
Moonstone Metallic



**9AYE**  
Tuxedo Black Metallic



**9M7A**  
Agate



**9MCA**  
Steel Gray



**9PCC**  
Obsidian Silver Metallic



**9UEA**  
King Ranch Dark Red



**AAZE** B/C  
Charcoal Metallic



**AM1A** B/C  
Marble



**AM6E**  
Dark Slate Gray Metallic



**AT3C** B/C  
Silver Mica



# 2013 Ford

Ford / Lincoln / Mercury

## Interior • Intérieur • Interiores



**AT7A**  
Adobe



**AU5A** B/C  
Canyon



**AY8A** B/C  
Electronic Black



**BA8A** B/C  
Midnight Symphony



**BA9E** B/C  
Meteorite Black Metallic



**BE4C** B/C  
Burnished Bronze Metallic



**BJAA**  
Light Parchment



**BKEC** B/C  
Dark Copper Metallic



**BL8A**  
Royal Black



**BP7C** B/C  
Phoenix Silver Metallic



**BQ1C** B/C  
Brightness Silver Metallic



**CDEE** B/C  
Blue Moon Metallic



**CM9C**  
Dark Meteorite Coffee Metallic



**DA9E**  
Asteroid Black Metallic



**DJ9A** B/C  
Coffee



**DMDC** B/C  
Armour Metallic



**DN1A** B/C  
Light Dune



**DN3A** B/C  
Dune



**DOAC** B/C  
Arrowhead Metallic



**DOCC**  
Warmth Metallic



**DP3C**  
Cascata Metallic



**DT7A** B/C  
Hazelnut



**DY0A** B/C  
Very Light Earth Gray



**DZ8E**  
Bistre Metallic



**JA6A**  
Black



**ZHEA**  
Ebony


## Underhood • Sous Le Capot • Baja El Capó



**M6514D** B/C  
White



**M6515D**  
Yellow



**M6517D**  
Vermillion




**M6518D** B/C  
Taupe/Woodrose




**M6519D**  
Black




**M6534D** B/C  
Titanium




**M6539D**  
Sandalwood




**M6579D** B/C  
Smoke



**M6726D**  
Laser Red



**M6727D**  
Performance Red



**M6957D**  
Bright Atlantic Blue



**M6961D**  
Atlantic Blue



**M7123D** B/C  
Pueblo Gold



**M7202D**  
White Suede



**M7270D** B/C  
Ginger Ale


## Wheel • Roue • De Rueda



**4MYE** B/C  
Dark Neutral Metallic



**5QTE** B/C  
Krystal Silver Metallic



**70PC**  
Flash Gray Metallic



**9FLG** B/C  
Jewel Gold Metallic




**9PGG**  
Luster Nickel Metallic



**CQ5G**  
Sparkle Nickel Metallic



**M6389A** B/C  
Sparkle Silver Metallic




**XPPA**  
Accuride Gray



**XPQC** B/C  
Argent Metallic



**ZJJC** B/C  
Silver Metallic



**ZJQC** B/C  
Silver Metallic



**ZMGA** B/C  
Accuride White



# 2013 Ford

Ford / Lincoln / Mercury

## Accent/Accessory • Accent/Accessoire • Acento/Accessoaris



**2QQC**  
Sterling Silver Metallic



**4NWE** B/C  
Alloy Metallic



**5MWA** B/C  
Torque Gray



**5PTC** B/C  
Platinum Silver




**6JSC** B/C  
Kast Silver Metallic



**9ATE** B/C  
Black Foundry Metallic



**9B8A** B/C  
Black



**9QRA** B/C  
Sterling Gray



**9QRE** B/C  
Sterling Gray Metallic



**9QTG**  
Dark Stainless Metallic




**APGC** B/C  
Silver Metallic



**APPC** B/C  
Foundry Gray Metallic



**BQHC**  
Silver Metallic



**CNDA**  
Tempest Gray



**DM8C**  
Dark Storm Metallic



**DN4C** B/C  
Thunder Storm Metallic



**DN9C**  
Dark Thunderstorm Metallic



**M4149J**  
Black



**M6388G** B/C  
Blackout



**M6546G** B/C  
Medium Platinum Metallic



**YBTA** B/C  
Medium Dark Platinum



**YYWA**  
Satin Black



**YZ9A** B/C  
Carbon Black



**ZCTA**  
Mid Gray



# 2013 **Ford** Color Compatibility Guide

Guide de compatibilité de couleur • Guía de compatibilidad de color

---

The Color Compatibility Guide is a tool to help identify colors found on a production vehicle not represented as a color code on the Paint Identification Label. The data contained herein is presumed to be correct, based on the color documentation provided by the Ford Motor Company, however we cannot assume any responsibility for error or change.

## **How To Use The Color Compatibility Guide**

The guide is listed in alphabetical order by Model and by the Exterior two-digit color code (ie. DX). To locate the Exterior two-digit color code found on the Paint Identification Label, refer to the Ford Color Code Location diagram found on Page 24 of the Color Manual. After locating the correct Model and Exterior Color Code in the Color Compatibility Guide, go to the Accent Color Class column for the vehicle part. A color chip representation of each code is shown in the color chip sections of the Color Manual.

Note: Color chips may not be found in the Color Manual under the same category (Accent Color Class) as represented within the Color Compatibility Guide. Refer to all chip sections for a color chip representation.

**For the latest color information please visit FormulaExpress® Color Formula Retrieval System online.**

---

Le guide de compatibilité des couleurs est un outil visant à aider l'utilisateur à identifier les couleurs d'un véhicule de série non représentées sous forme de code de couleur sur l'étiquette d'identification de peinture. On présume que les renseignements contenus aux présentes sont corrects, selon la documentation sur les couleurs fournie par la Ford Motor Company; toutefois, nous nous dégageons de toute responsabilité relative aux erreurs ou aux modifications.

## **Comment utiliser le guide de compatibilité des couleurs**

Le guide est organisé en ordre alphabétique par modèle et par code à deux caractères de couleur extérieure (par exemple, DX). Pour localiser le code à deux caractères de couleur extérieure sur l'étiquette d'identification de peinture, veuillez vous reporter au diagramme d'emplacement des codes de couleur de Ford, à la page 24 du guide des couleurs. Une fois le modèle et le code de couleur extérieure localisés dans le guide de compatibilité des couleurs, consultez la colonne des catégories de couleurs accents pour la pièce du véhicule concernée. Une pastille de couleur est montrée pour chacun des codes dans la section appropriée du guide des couleurs.

Remarque : Les pastilles de couleurs peuvent ne pas se trouver dans la même catégorie dans le guide des couleurs (catégorie de couleur accent) que dans le guide de compatibilité des couleurs. Veuillez vous reporter à toutes les sections comprenant des pastilles de couleurs pour une bonne représentation des pastilles.

**Pour les renseignements les plus récents au sujet des couleurs, veuillez utiliser le système en ligne d'extraction des formules couleurs FormulaExpress<sup>MD</sup>.**

---

La Guía de compatibilidad de colores es una herramienta para ayudar a identificar los colores que se encuentran en un vehículo de producción que no están representados como un código de color en la Etiqueta de identificación de pintura. Se presume que los datos contenidos en la presente son correctos sobre la base de la documentación sobre colores proporcionada por Ford Motor Company, sin embargo, no podemos asumir ninguna responsabilidad por errores o cambios.

## **Cómo usar la Guía de compatibilidad de colores**

La guía está organizada en orden alfabético por modelo y por el número de código de color exterior de dos dígitos (es decir, DX). Para ubicar el número de código de color exterior de dos dígitos que se encuentra en la Etiqueta de identificación de pintura, consulte el diagrama "Ubicación del código de color de Ford" que se encuentra en la página 24 del Manual de colores. Después de ubicar el Modelo y el Código del color exterior correctos en la Guía de compatibilidad de colores, diríjase a la columna "Clase del color de acento" para la parte del vehículo. Se muestra una representación en la muestra de color para cada código en las secciones de muestras de color del Manual de colores.

Nota: Es posible que las muestras de color no se encuentren en el Manual de colores bajo la misma categoría (Clase de color de acento) que se representan dentro de la Guía de compatibilidad de colores. Consulte todas las secciones de muestra para obtener la representación de la muestra de un color.

**Para obtener la última información sobre colores, por favor visite el sistema de recuperación de fórmulas de colores FormulaExpress® en Internet.**

---



# 2013 Ford Color Compatibility Guide

Guide de compatibilité de couleur • Guía de compatibilidad de color

Model Name	Exterior Color Code	Exterior Color Name	Accent/Accessory	Wheel	Underhood	Interior
Nom du modèle	Code de la couleur extérieure	Nom de la couleur extérieure	Accent/Accessoire	Roue	Sous Le Capot	Intérieur
Nombre del modelo	Código del color exterior	Nombre del color exterior	Accento/Accessorios	De Rueda	Baja El Capó	Interiores
C-Max	RR	Ruby Red Metallic	JA6A / Black UA / Ebony YYWA / Satin Black YZ9A / Carbon Black	M6389A / Sparkle Silver Metallic	M6534D / Titanium	1T3A / Medium Light Stone 5B8A / Charcoal Black AM1A / Marble AT3C / Silver Mica BP7C / Phoenix Silver Metallic JA6A / Black ZHEA / Ebony
C-Max	UG	White Platinum Pearl	JA6A / Black UA / Ebony YYWA / Satin Black YZ9A / Carbon Black	M6389A / Sparkle Silver Metallic	M6534D / Titanium	1T3A / Medium Light Stone 5B8A / Charcoal Black AM1A / Marble AT3C / Silver Mica BP7C / Phoenix Silver Metallic JA6A / Black ZHEA / Ebony
C-Max	UH	Tuxedo Black Metallic	JA6A / Black UA / Ebony YYWA / Satin Black YZ9A / Carbon Black	M6389A / Sparkle Silver Metallic	M6534D / Titanium	1T3A / Medium Light Stone 5B8A / Charcoal Black AM1A / Marble AT3C / Silver Mica BP7C / Phoenix Silver Metallic JA6A / Black ZHEA / Ebony
C-Max	UJ	Sterling Gray Metallic	JA6A / Black UA / Ebony YYWA / Satin Black YZ9A / Carbon Black	M6389A / Sparkle Silver Metallic	M6534D / Titanium	1T3A / Medium Light Stone 5B8A / Charcoal Black AM1A / Marble AT3C / Silver Mica BP7C / Phoenix Silver Metallic JA6A / Black ZHEA / Ebony
C-Max	UX	Ingot Silver Metallic	JA6A / Black UA / Ebony YYWA / Satin Black YZ9A / Carbon Black	M6389A / Sparkle Silver Metallic	M6534D / Titanium	1T3A / Medium Light Stone 5B8A / Charcoal Black AM1A / Marble AT3C / Silver Mica BP7C / Phoenix Silver Metallic JA6A / Black ZHEA / Ebony
C-Max	YQ	Ice Storm Metallic	JA6A / Black UA / Ebony YYWA / Satin Black YZ9A / Carbon Black	M6389A / Sparkle Silver Metallic	M6534D / Titanium	1T3A / Medium Light Stone 5B8A / Charcoal Black AM1A / Marble AT3C / Silver Mica BP7C / Phoenix Silver Metallic JA6A / Black ZHEA / Ebony
C-Max	YZ	Oxford White	JA6A / Black UA / Ebony YYWA / Satin Black YZ9A / Carbon Black	M6389A / Sparkle Silver Metallic	M6534D / Titanium	1T3A / Medium Light Stone 5B8A / Charcoal Black AM1A / Marble AT3C / Silver Mica BP7C / Phoenix Silver Metallic JA6A / Black ZHEA / Ebony
C-Max	Z9	Blue Candy Tint Metallic	JA6A / Black UA / Ebony YYWA / Satin Black YZ9A / Carbon Black	M6389A / Sparkle Silver Metallic	M6534D / Titanium	1T3A / Medium Light Stone 5B8A / Charcoal Black AM1A / Marble AT3C / Silver Mica BP7C / Phoenix Silver Metallic JA6A / Black ZHEA / Ebony
Econoline	BY	School Bus Yellow	M6388G / Blackout M6546G / Medium Platinum Metallic YZ9A / Carbon Black YZ / Oxford White	M6389A / Sparkle Silver Metallic XPPA / Accuride Gray ZMGA / Accuride White	M6515D / Yellow	2NBA / Light Flint 2NCA / Medium Flint 3TCA / Pebble 3 5B8A / Charcoal Black BJAA / Light Parchment JA6A / Black
Econoline	DX	Dark Blue Pearl	M6388G / Blackout M6546G / Medium Platinum Metallic YZ9A / Carbon Black YZ / Oxford White	M6389A / Sparkle Silver Metallic XPPA / Accuride Gray ZMGA / Accuride White	M6519D / Black M6534D / Titanium	2NBA / Light Flint 2NCA / Medium Flint 3TCA / Pebble 3 5B8A / Charcoal Black BJAA / Light Parchment JA6A / Black
Econoline	E4	Vermilion Red	M6388G / Blackout M6546G / Medium Platinum Metallic YZ9A / Carbon Black YZ / Oxford White	M6389A / Sparkle Silver Metallic XPPA / Accuride Gray ZMGA / Accuride White	M6534D / Titanium	2NBA / Light Flint 2NCA / Medium Flint 3TCA / Pebble 3 5B8A / Charcoal Black BJAA / Light Parchment JA6A / Black

# 2013 Ford Color Compatibility Guide

Guide de compatibilité de couleur • Guía de compatibilidad de color

Model Name	Exterior Color Code	Exterior Color Name	Accent/Accessory	Wheel	Underhood	Interior
Nom du modèle	Code de la couleur extérieure	Nom de la couleur extérieure	Accent/Accessoire	Roue	Sous Le Capot	Intérieur
Nombre del modelo	Código del color exterior	Nombre del color exterior	Acenro/Accesorios	De Rueda	Baja El Capó	Interiores
Econoline	G3	Pueblo Gold Metallic	M6388G / Blackout M6546G / Medium Platinum Metallic YZ9A / Carbon Black YZ / Oxford White	M6389A / Sparkle Silver Metallic XPPA / Accuride Gray ZMGA / Accuride White	M6534D / Titanium	2NBA / Light Flint 2NCA / Medium Flint 3TCA / Pebble 3 5B8A / Charcoal Black BJAA / Light Parchment JA6A / Black
Econoline	UA	Ebony	M6388G / Blackout M6546G / Medium Platinum Metallic YZ9A / Carbon Black YZ / Oxford White	M6389A / Sparkle Silver Metallic XPPA / Accuride Gray ZMGA / Accuride White	M6519D / Black M6579D / Smoke	2NBA / Light Flint 2NCA / Medium Flint 3TCA / Pebble 3 5B8A / Charcoal Black BJAA / Light Parchment JA6A / Black
Econoline	UN	Steel Blue Metallic	M6388G / Blackout M6546G / Medium Platinum Metallic YZ9A / Carbon Black YZ / Oxford White	M6389A / Sparkle Silver Metallic XPPA / Accuride Gray ZMGA / Accuride White	M6534D / Titanium	2NBA / Light Flint 2NCA / Medium Flint 3TCA / Pebble 3 5B8A / Charcoal Black BJAA / Light Parchment JA6A / Black
Econoline	UX	Ingot Silver Metallic	M6388G / Blackout M6546G / Medium Platinum Metallic YZ9A / Carbon Black YZ / Oxford White	M6389A / Sparkle Silver Metallic XPPA / Accuride Gray ZMGA / Accuride White	M6534D / Titanium	2NBA / Light Flint 2NCA / Medium Flint 3TCA / Pebble 3 5B8A / Charcoal Black BJAA / Light Parchment JA6A / Black
Econoline	YZ	Oxford White	M6388G / Blackout M6546G / Medium Platinum Metallic YZ9A / Carbon Black YZ / Oxford White	M6389A / Sparkle Silver Metallic XPPA / Accuride Gray ZMGA / Accuride White	M6534D / Titanium	2NBA / Light Flint 2NCA / Medium Flint 3TCA / Pebble 3 5B8A / Charcoal Black BJAA / Light Parchment JA6A / Black
Edge	J1	Kodiak Brown Metallic	M6388G / Blackout UA / Ebony UH / Tuxedo Black Metallic	M6389A / Sparkle Silver Metallic	M6519D / Black M6534D / Titanium	1T3A / Medium Light Stone 1TBA / Light Stone 5B8A / Charcoal Black 8N8C / Alloy Metallic 9M7A / Agate AM6E / Dark Slate Gray Metallic AY8A / Electronic Black BKEC / Dark Copper Metallic BQ1C / Brightness Silver Metallic JA6A / Black
Edge	J4	Deep Impact Blue Metallic	M6388G / Blackout UA / Ebony UH / Tuxedo Black Metallic	M6389A / Sparkle Silver Metallic	M6519D / Black M6534D / Titanium	1T3A / Medium Light Stone 1TBA / Light Stone 5B8A / Charcoal Black 8N8C / Alloy Metallic 9M7A / Agate AM6E / Dark Slate Gray Metallic AY8A / Electronic Black BKEC / Dark Copper Metallic BQ1C / Brightness Silver Metallic JA6A / Black
Edge	JY	Ginger Ale Metallic	M6388G / Blackout UA / Ebony UH / Tuxedo Black Metallic	M6389A / Sparkle Silver Metallic	M6534D / Titanium M7270D / Ginger Ale	1T3A / Medium Light Stone 1TBA / Light Stone 5B8A / Charcoal Black 8N8C / Alloy Metallic 9M7A / Agate AM6E / Dark Slate Gray Metallic AY8A / Electronic Black BKEC / Dark Copper Metallic BQ1C / Brightness Silver Metallic JA6A / Black
Edge	RR	Ruby Red Metallic	M6388G / Blackout UA / Ebony UH / Tuxedo Black Metallic	M6389A / Sparkle Silver Metallic	M6534D / Titanium M6726D / Laser Red	1T3A / Medium Light Stone 1TBA / Light Stone 5B8A / Charcoal Black 8N8C / Alloy Metallic 9M7A / Agate AM6E / Dark Slate Gray Metallic AY8A / Electronic Black BKEC / Dark Copper Metallic BQ1C / Brightness Silver Metallic JA6A / Black
Edge	TK	Mineral Gray Metallic	M6388G / Blackout UA / Ebony UH / Tuxedo Black Metallic	M6389A / Sparkle Silver Metallic	M6519D / Black M6534D / Titanium	1T3A / Medium Light Stone 1TBA / Light Stone 5B8A / Charcoal Black 8N8C / Alloy Metallic 9M7A / Agate AM6E / Dark Slate Gray Metallic AY8A / Electronic Black BKEC / Dark Copper Metallic BQ1C / Brightness Silver Metallic JA6A / Black



# 2013 Ford Color Compatibility Guide

Guide de compatibilité de couleur • Guía de compatibilidad de color

Model Name	Exterior Color Code	Exterior Color Name	Accent/Accessory	Wheel	Underhood	Interior
Nom du modèle	Code de la couleur extérieure	Nom de la couleur extérieure	Accent/Accessoire	Roue	Sous Le Capot	Intérieur
Nombre del modelo	Código del color exterior	Nombre del color exterior	Acento/ Accesorios	De Rueda	Baja El Capó	Interiores
Edge	UG	White Platinum Pearl	M6388G / Blackout UA / Ebony UH / Tuxedo Black Metallic	M6389A / Sparkle Silver Metallic	M6534D / Titanium M7202D / White Suede	1T3A / Medium Light Stone 1TBA / Light Stone 5B8A / Charcoal Black 8N8C / Alloy Metallic 9M7A / Agate AM6E / Dark Slate Gray Metallic AY8A / Electronic Black BKEC / Dark Copper Metallic BQ1C / Brightness Silver Metallic JA6A / Black
Edge	UH	Tuxedo Black Metallic	M6388G / Blackout UA / Ebony UH / Tuxedo Black Metallic	M6389A / Sparkle Silver Metallic	M6519D / Black M6534D / Titanium	1T3A / Medium Light Stone 1TBA / Light Stone 5B8A / Charcoal Black 8N8C / Alloy Metallic 9M7A / Agate AM6E / Dark Slate Gray Metallic AY8A / Electronic Black BKEC / Dark Copper Metallic BQ1C / Brightness Silver Metallic JA6A / Black
Edge	UX	Ingot Silver Metallic	M6388G / Blackout UA / Ebony UH / Tuxedo Black Metallic	M6389A / Sparkle Silver Metallic	M6534D / Titanium	1T3A / Medium Light Stone 1TBA / Light Stone 5B8A / Charcoal Black 8N8C / Alloy Metallic 9M7A / Agate AM6E / Dark Slate Gray Metallic AY8A / Electronic Black BKEC / Dark Copper Metallic BQ1C / Brightness Silver Metallic JA6A / Black
Edge	WS	White Suede	M6388G / Blackout UA / Ebony UH / Tuxedo Black Metallic	M6389A / Sparkle Silver Metallic	M6534D / Titanium M7202D / White Suede	1T3A / Medium Light Stone 1TBA / Light Stone 5B8A / Charcoal Black 8N8C / Alloy Metallic 9M7A / Agate AM6E / Dark Slate Gray Metallic AY8A / Electronic Black BKEC / Dark Copper Metallic BQ1C / Brightness Silver Metallic JA6A / Black
Escape	J1	Kodiak Brown Metallic	9B8A / Black 9QRA / Sterling Gray BQHC / Silver Metallic M4149J / Black M6389A / Sparkle Silver Metallic UA / Ebony YZ9A / Carbon Black	9PGG / Luster Nickel Metallic M6389A / Sparkle Silver Metallic XPQC / Argent Metallic	M6534D / Titanium	1T3A / Medium Light Stone 5B8A / Charcoal Black 7ME / Pegasus Metallic AM1A / Marble AT3C / Silver Mica BA8A / Midnight Symphony BP7C / Phoenix Silver Metallic JA6A / Black ZHEA / Ebony
Escape	J4	Deep Impact Blue Metallic	9B8A / Black 9QRA / Sterling Gray BQHC / Silver Metallic M4149J / Black M6389A / Sparkle Silver Metallic UA / Ebony YZ9A / Carbon Black	9PGG / Luster Nickel Metallic M6389A / Sparkle Silver Metallic XPQC / Argent Metallic	M6534D / Titanium	1T3A / Medium Light Stone 5B8A / Charcoal Black 7ME / Pegasus Metallic AM1A / Marble AT3C / Silver Mica BA8A / Midnight Symphony BP7C / Phoenix Silver Metallic JA6A / Black ZHEA / Ebony
Escape	JY	Ginger Ale Metallic	9B8A / Black 9QRA / Sterling Gray BQHC / Silver Metallic M4149J / Black M6389A / Sparkle Silver Metallic UA / Ebony YZ9A / Carbon Black	9PGG / Luster Nickel Metallic M6389A / Sparkle Silver Metallic XPQC / Argent Metallic	M6534D / Titanium	1T3A / Medium Light Stone 5B8A / Charcoal Black 7ME / Pegasus Metallic AM1A / Marble AT3C / Silver Mica BA8A / Midnight Symphony BP7C / Phoenix Silver Metallic JA6A / Black ZHEA / Ebony
Escape	P9	Frosted Glass Metallic	9B8A / Black 9QRA / Sterling Gray BQHC / Silver Metallic M4149J / Black M6389A / Sparkle Silver Metallic UA / Ebony YZ9A / Carbon Black	9PGG / Luster Nickel Metallic M6389A / Sparkle Silver Metallic XPQC / Argent Metallic	M6534D / Titanium	1T3A / Medium Light Stone 5B8A / Charcoal Black 7ME / Pegasus Metallic AM1A / Marble AT3C / Silver Mica BA8A / Midnight Symphony BP7C / Phoenix Silver Metallic JA6A / Black ZHEA / Ebony

# 2013 Ford Color Compatibility Guide

Guide de compatibilité de couleur • Guía de compatibilidad de color

Model Name	Exterior Color Code	Exterior Color Name	Accent/Accessory	Wheel	Underhood	Interior
Nom du modèle	Code de la couleur extérieure	Nom de la couleur extérieure	Accent/Accessoire	Roue	Sous Le Capot	Intérieur
Nombre del modelo	Código del color exterior	Nombre del color exterior	Acento/ Accesorios	De Rueda	Baja El Capó	Interiores
Escape	RR	Ruby Red Metallic	9B8A / Black 9QRA / Sterling Gray BQHC / Silver Metallic M4149J / Black M6389A / Sparkle Silver Metallic UA / Ebony YZ9A / Carbon Black	9PGG / Luster Nickel Metallic M6389A / Sparkle Silver Metallic XPQC / Argent Metallic	M6534D / Titanium	1T3A / Medium Light Stone 5B8A / Charcoal Black 7ME / Pegasus Metallic AM1A / Marble AT3C / Silver Mica BA8A / Midnight Symphony BP7C / Phoenix Silver Metallic JA6A / Black ZHEA / Ebony
Escape	UG	White Platinum Pearl	9B8A / Black 9QRA / Sterling Gray BQHC / Silver Metallic M4149J / Black M6389A / Sparkle Silver Metallic UA / Ebony YZ9A / Carbon Black	9PGG / Luster Nickel Metallic M6389A / Sparkle Silver Metallic XPQC / Argent Metallic	M6534D / Titanium	1T3A / Medium Light Stone 5B8A / Charcoal Black 7ME / Pegasus Metallic AM1A / Marble AT3C / Silver Mica BA8A / Midnight Symphony BP7C / Phoenix Silver Metallic JA6A / Black ZHEA / Ebony
Escape	UH	Tuxedo Black Metallic	9B8A / Black 9QRA / Sterling Gray BQHC / Silver Metallic M4149J / Black M6389A / Sparkle Silver Metallic UA / Ebony YZ9A / Carbon Black	9PGG / Luster Nickel Metallic M6389A / Sparkle Silver Metallic XPQC / Argent Metallic	M6534D / Titanium	1T3A / Medium Light Stone 5B8A / Charcoal Black 7ME / Pegasus Metallic AM1A / Marble AT3C / Silver Mica BA8A / Midnight Symphony BP7C / Phoenix Silver Metallic JA6A / Black ZHEA / Ebony
Escape	UJ	Sterling Gray Metallic	9B8A / Black 9QRA / Sterling Gray BQHC / Silver Metallic M4149J / Black M6389A / Sparkle Silver Metallic UA / Ebony YZ9A / Carbon Black	9PGG / Luster Nickel Metallic M6389A / Sparkle Silver Metallic XPQC / Argent Metallic	M6534D / Titanium	1T3A / Medium Light Stone 5B8A / Charcoal Black 7ME / Pegasus Metallic AM1A / Marble AT3C / Silver Mica BA8A / Midnight Symphony BP7C / Phoenix Silver Metallic JA6A / Black ZHEA / Ebony
Escape	UX	Ingot Silver Metallic	9B8A / Black 9QRA / Sterling Gray BQHC / Silver Metallic M4149J / Black M6389A / Sparkle Silver Metallic UA / Ebony YZ9A / Carbon Black	9PGG / Luster Nickel Metallic M6389A / Sparkle Silver Metallic XPQC / Argent Metallic	M6534D / Titanium	1T3A / Medium Light Stone 5B8A / Charcoal Black 7ME / Pegasus Metallic AM1A / Marble AT3C / Silver Mica BA8A / Midnight Symphony BP7C / Phoenix Silver Metallic JA6A / Black ZHEA / Ebony
Escape	YZ	Oxford White	9B8A / Black 9QRA / Sterling Gray BQHC / Silver Metallic M4149J / Black M6389A / Sparkle Silver Metallic UA / Ebony YZ9A / Carbon Black	9PGG / Luster Nickel Metallic M6389A / Sparkle Silver Metallic XPQC / Argent Metallic	M6534D / Titanium	1T3A / Medium Light Stone 5B8A / Charcoal Black 7ME / Pegasus Metallic AM1A / Marble AT3C / Silver Mica BA8A / Midnight Symphony BP7C / Phoenix Silver Metallic JA6A / Black ZHEA / Ebony
Expedition	F1	Vermilion	M6388G / Blackout UA / Ebony	9FLG / Jewel Gold Metallic M6389A / Sparkle Silver Metallic UJ / Sterling Gray Metallic ZJJC / Silver Metallic	M6539D / Sandalwood	1T3A / Medium Light Stone 1TCA / Medium Stone 4T1A / Camel 5B8A / Charcoal Black JA6A / Black
Expedition	J1	Kodiak Brown Metallic	LQ / Pale Adobe Metallic M6388G / Blackout UA / Ebony	9FLG / Jewel Gold Metallic M6389A / Sparkle Silver Metallic UJ / Sterling Gray Metallic ZJJC / Silver Metallic	M6579D / Smoke	1T3A / Medium Light Stone 1TCA / Medium Stone 4T1A / Camel 5B8A / Charcoal Black JA6A / Black
Expedition	N1	Blue Jeans Metallic	LQ / Pale Adobe Metallic M6388G / Blackout UA / Ebony UJ / Sterling Gray Metallic	9FLG / Jewel Gold Metallic M6389A / Sparkle Silver Metallic UJ / Sterling Gray Metallic ZJJC / Silver Metallic	M6579D / Smoke	1T3A / Medium Light Stone 1TCA / Medium Stone 4T1A / Camel 5B8A / Charcoal Black JA6A / Black
Expedition	RR	Ruby Red Metallic	LQ / Pale Adobe Metallic M6388G / Blackout UA / Ebony	9FLG / Jewel Gold Metallic M6389A / Sparkle Silver Metallic UJ / Sterling Gray Metallic ZJJC / Silver Metallic	M6539D / Sandalwood	1T3A / Medium Light Stone 1TCA / Medium Stone 4T1A / Camel 5B8A / Charcoal Black JA6A / Black



# 2013 Ford Color Compatibility Guide

Guide de compatibilité de couleur • Guía de compatibilidad de color

Model Name	Exterior Color Code	Exterior Color Name	Accent/Accessory	Wheel	Underhood	Interior
Nom du modèle	Code de la couleur extérieure	Nom de la couleur extérieure	Accent/Accessoire	Roue	Sous Le Capot	Intérieur
Nombre del modelo	Código del color exterior	Nombre del color exterior	Acento/ Accesorios	De Rueda	Baja El Capó	Interiores
Expedition	UG	White Platinum Pearl	LQ / Pale Adobe Metallic M6388G / Blackout UA / Ebony UJ / Sterling Gray Metallic	9FLG / Jewel Gold Metallic M6389A / Sparkle Silver Metallic UJ / Sterling Gray Metallic ZJJC / Silver Metallic	M6539D / Sandalwood	1T3A / Medium Light Stone 1TBA / Light Stone 1TCA / Medium Stone 4T1A / Camel 5B8A / Charcoal Black 6T7A / Graystone 7NCC / Light Warm Steel Metallic JA6A / Black
Expedition	UH	Tuxedo Black Metallic	LQ / Pale Adobe Metallic M6373A / Ebony M6388G / Blackout UA / Ebony UJ / Sterling Gray Metallic	9FLG / Jewel Gold Metallic M6389A / Sparkle Silver Metallic UJ / Sterling Gray Metallic ZJJC / Silver Metallic	M6579D / Smoke	1T3A / Medium Light Stone 1TBA / Light Stone 1TCA / Medium Stone 4T1A / Camel 5B8A / Charcoal Black 6T7A / Graystone 7NCC / Light Warm Steel Metallic JA6A / Black
Expedition	UJ	Sterling Gray Metallic	M6388G / Blackout UA / Ebony	9FLG / Jewel Gold Metallic M6389A / Sparkle Silver Metallic UJ / Sterling Gray Metallic ZJJC / Silver Metallic	M6579D / Smoke	1T3A / Medium Light Stone 1TBA / Light Stone 1TCA / Medium Stone 5B8A / Charcoal Black 6T7A / Graystone 7NCC / Light Warm Steel Metallic JA6A / Black
Expedition	UX	Ingot Silver Metallic	M6388G / Blackout UA / Ebony UJ / Sterling Gray Metallic	9FLG / Jewel Gold Metallic M6389A / Sparkle Silver Metallic UJ / Sterling Gray Metallic ZJJC / Silver Metallic	M6539D / Sandalwood	1T3A / Medium Light Stone 1TCA / Medium Stone 5B8A / Charcoal Black JA6A / Black
Expedition	W6	NX Green Gem 2 Metallic	LQ / Pale Adobe Metallic M6388G / Blackout UA / Ebony	9FLG / Jewel Gold Metallic M6389A / Sparkle Silver Metallic UJ / Sterling Gray Metallic ZJJC / Silver Metallic	M6579D / Smoke	1T3A / Medium Light Stone 1TCA / Medium Stone 4T1A / Camel 5B8A / Charcoal Black JA6A / Black
Expedition	Z1	Oxford White	LQ / Pale Adobe Metallic M6388G / Blackout UA / Ebony	9FLG / Jewel Gold Metallic M6389A / Sparkle Silver Metallic UJ / Sterling Gray Metallic ZJJC / Silver Metallic	M6539D / Sandalwood	1T3A / Medium Light Stone 1TBA / Light Stone 1TCA / Medium Stone 4T1A / Camel 5B8A / Charcoal Black 6T7A / Graystone 7NCC / Light Warm Steel Metallic JA6A / Black
Explorer	J1	Kodiak Brown Metallic	2QQC / Sterling Silver Metallic 9B8A / Black BQHC / Silver Metallic M6388G / Blackout UA / Ebony YZ9A / Carbon Black	9PGG / Luster Nickel Metallic M6389A / Sparkle Silver Metallic	M6519D / Black M6579D / Smoke	1T3A / Medium Light Stone 5B8A / Charcoal Black 8N8C / Alloy Metallic AM6E / Dark Slate Gray Metallic BA9E / Meteorite Black Metallic BQ1C / Brightness Silver Metallic JA6A / Black
Explorer	J4	Deep Impact Blue Metallic	2QQC / Sterling Silver Metallic 9B8A / Black BQHC / Silver Metallic M6388G / Blackout UA / Ebony YZ9A / Carbon Black	9PGG / Luster Nickel Metallic M6389A / Sparkle Silver Metallic	M6519D / Black M6579D / Smoke	1T3A / Medium Light Stone 5B8A / Charcoal Black 8N8C / Alloy Metallic AM6E / Dark Slate Gray Metallic BA9E / Meteorite Black Metallic BQ1C / Brightness Silver Metallic JA6A / Black
Explorer	JY	Ginger Ale Metallic	2QQC / Sterling Silver Metallic 9B8A / Black BQHC / Silver Metallic M6388G / Blackout UA / Ebony YZ9A / Carbon Black	9PGG / Luster Nickel Metallic M6389A / Sparkle Silver Metallic	M6534D / Titanium M7270D / Ginger Ale	1T3A / Medium Light Stone 5B8A / Charcoal Black 8N8C / Alloy Metallic AM6E / Dark Slate Gray Metallic BA9E / Meteorite Black Metallic BQ1C / Brightness Silver Metallic JA6A / Black
Explorer	RR	Ruby Red Metallic	2QQC / Sterling Silver Metallic 9B8A / Black BQHC / Silver Metallic M6388G / Blackout UA / Ebony YZ9A / Carbon Black	9PGG / Luster Nickel Metallic M6389A / Sparkle Silver Metallic	M6518D / Taupe/ Woodrose M6726D / Laser Red	1T3A / Medium Light Stone 5B8A / Charcoal Black 8N8C / Alloy Metallic AM6E / Dark Slate Gray Metallic BA9E / Meteorite Black Metallic BQ1C / Brightness Silver Metallic JA6A / Black
Explorer	UG	White Platinum Pearl	2QQC / Sterling Silver Metallic 9B8A / Black BQHC / Silver Metallic M6388G / Blackout UA / Ebony YZ9A / Carbon Black	9PGG / Luster Nickel Metallic M6389A / Sparkle Silver Metallic	M6534D / Titanium M7202D / White Suede	1T3A / Medium Light Stone 5B8A / Charcoal Black 8N8C / Alloy Metallic AM6E / Dark Slate Gray Metallic BA9E / Meteorite Black Metallic BQ1C / Brightness Silver Metallic JA6A / Black

# 2013 Ford Color Compatibility Guide

Guide de compatibilité de couleur • Guía de compatibilidad de color

Model Name	Exterior Color Code	Exterior Color Name	Accent/Accessory	Wheel	Underhood	Interior
Nom du modèle	Code de la couleur extérieure	Nom de la couleur extérieure	Accent/Accessoire	Roue	Sous Le Capot	Intérieur
Nombre del modelo	Código del color exterior	Nombre del color exterior	Acento/Accessorios	De Rueda	Baja El Capó	Interiores
Explorer	UH	Tuxedo Black Metallic	2QQC / Sterling Silver Metallic 9B8A / Black BQHC / Silver Metallic M6388G / Blackout UA / Ebony YZ9A / Carbon Black	9PGG / Luster Nickel Metallic M6389A / Sparkle Silver Metallic	M6519D / Black M6579D / Smoke	1T3A / Medium Light Stone 5B8A / Charcoal Black 8N8C / Alloy Metallic AM6E / Dark Slate Gray Metallic BA9E / Meteorite Black Metallic BQ1C / Brightness Silver Metallic JA6A / Black
Explorer	UJ	Sterling Gray Metallic	2QQC / Sterling Silver Metallic 9B8A / Black BQHC / Silver Metallic M6388G / Blackout UA / Ebony YZ9A / Carbon Black	9PGG / Luster Nickel Metallic M6389A / Sparkle Silver Metallic	M6579D / Smoke	1T3A / Medium Light Stone 5B8A / Charcoal Black 8N8C / Alloy Metallic AM6E / Dark Slate Gray Metallic BA9E / Meteorite Black Metallic BQ1C / Brightness Silver Metallic JA6A / Black
Explorer	UX	Ingot Silver Metallic	2QQC / Sterling Silver Metallic 9B8A / Black BQHC / Silver Metallic M6388G / Blackout UA / Ebony YZ9A / Carbon Black	9PGG / Luster Nickel Metallic M6389A / Sparkle Silver Metallic	M6534D / Titanium	1T3A / Medium Light Stone 5B8A / Charcoal Black 8N8C / Alloy Metallic AM6E / Dark Slate Gray Metallic BA9E / Meteorite Black Metallic BQ1C / Brightness Silver Metallic JA6A / Black
Explorer	W6	NX Green Gem 2 Metallic	2QQC / Sterling Silver Metallic 9B8A / Black BQHC / Silver Metallic M6388G / Blackout UA / Ebony YZ9A / Carbon Black	9PGG / Luster Nickel Metallic M6389A / Sparkle Silver Metallic	M6519D / Black M6579D / Smoke	1T3A / Medium Light Stone 5B8A / Charcoal Black 8N8C / Alloy Metallic AM6E / Dark Slate Gray Metallic BA9E / Meteorite Black Metallic BQ1C / Brightness Silver Metallic JA6A / Black
Explorer	YZ	Oxford White	2QQC / Sterling Silver Metallic 9B8A / Black BQHC / Silver Metallic M6388G / Blackout UA / Ebony YZ9A / Carbon Black	9PGG / Luster Nickel Metallic M6389A / Sparkle Silver Metallic	M6514D / White M6534D / Titanium	1T3A / Medium Light Stone 5B8A / Charcoal Black 8N8C / Alloy Metallic AM6E / Dark Slate Gray Metallic BA9E / Meteorite Black Metallic BQ1C / Brightness Silver Metallic JA6A / Black
F150	E4	Vermilion Red	6JSC / Kast Silver Metallic 9ATE / Black Foundry Metallic 9QRA / Sterling Gray 9QRE / Sterling Gray Metallic APGC / Silver Metallic M6388G / Blackout YZ9A / Carbon Black	9FLG / Jewel Gold Metallic 9QTG / Dark Stainless Metallic M6389A / Sparkle Silver Metallic UJ / Sterling Gray Metallic ZJJC / Silver Metallic ZJQC / Silver Metallic	M6517D / Vermilion M6518D / Taupe/Woodrose	7Y7A / Dusk Gray 9AYE / Tuxedo Black Metallic 9MCA / Steel Gray 9PCC / Obsidian Silver Metallic AT7A / Adobe JA6A / Black
F150	J1	Kodiak Brown Metallic	6JSC / Kast Silver Metallic 9ATE / Black Foundry Metallic 9QRA / Sterling Gray 9QRE / Sterling Gray Metallic LQ / Pale Adobe Metallic M6388G / Blackout YZ9A / Carbon Black	9FLG / Jewel Gold Metallic 9QTG / Dark Stainless Metallic M6389A / Sparkle Silver Metallic UJ / Sterling Gray Metallic ZJJC / Silver Metallic ZJQC / Silver Metallic	M6518D / Taupe/ Woodrose M6519D / Black M6579D / Smoke	5B8A / Charcoal Black 7Y7A / Dusk Gray 9AYE / Tuxedo Black Metallic 9PCC / Obsidian Silver Metallic AT7A / Adobe JA6A / Black
F150	LQ	Pale Adobe Metallic	6JSC / Kast Silver Metallic 9ATE / Black Foundry Metallic 9QRA / Sterling Gray 9QRE / Sterling Gray Metallic APGC / Silver Metallic M6388G / Blackout YZ9A / Carbon Black	9FLG / Jewel Gold Metallic 9QTG / Dark Stainless Metallic M6389A / Sparkle Silver Metallic UJ / Sterling Gray Metallic ZJJC / Silver Metallic ZJQC / Silver Metallic	M6518D / Taupe/Woodrose M6539D / Sandalwood M7123D / Pueblo Gold	5B8A / Charcoal Black 7Y7A / Dusk Gray 9AYE / Tuxedo Black Metallic 9PCC / Obsidian Silver Metallic AT7A / Adobe JA6A / Black
F150	N1	Blue Jeans Metallic	6JSC / Kast Silver Metallic 9ATE / Black Foundry Metallic 9QRA / Sterling Gray 9QRE / Sterling Gray Metallic LQ / Pale Adobe Metallic M6388G / Blackout UX / Ingot Silver Metallic YZ9A / Carbon Black	9FLG / Jewel Gold Metallic 9QTG / Dark Stainless Metallic M6389A / Sparkle Silver Metallic UJ / Sterling Gray Metallic ZJJC / Silver Metallic ZJQC / Silver Metallic	M6518D / Taupe/Woodrose M6519D / Black M6579D / Smoke	5B8A / Charcoal Black 7Y7A / Dusk Gray 8N8C / Alloy Metallic 9AYE / Tuxedo Black Metallic 9MCA / Steel Gray 9PCC / Obsidian Silver Metallic AT7A / Adobe CDEE / Blue Moon Metallic JA6A / Black
F150	PQ	Race Red	6JSC / Kast Silver Metallic 9ATE / Black Foundry Metallic 9QRA / Sterling Gray 9QRE / Sterling Gray Metallic APGC / Silver Metallic M6388G / Blackout UX / Ingot Silver Metallic YZ9A / Carbon Black	9FLG / Jewel Gold Metallic 9QTG / Dark Stainless Metallic M6389A / Sparkle Silver Metallic UJ / Sterling Gray Metallic ZJJC / Silver Metallic ZJQC / Silver Metallic	M6518D / Taupe/Woodrose M6539D / Sandalwood M6727D / Performance Red	5B8A / Charcoal Black 7Y7A / Dusk Gray 8N8C / Alloy Metallic 9AYE / Tuxedo Black Metallic 9MCA / Steel Gray 9PCC / Obsidian Silver Metallic AT7A / Adobe CDEE / Blue Moon Metallic JA6A / Black



# 2013 Ford Color Compatibility Guide

Guide de compatibilité de couleur • Guía de compatibilidad de color

Model Name	Exterior Color Code	Exterior Color Name	Accent/Accessory	Wheel	Underhood	Interior
Norm du modèle	Code de la couleur extérieure	Norm de la couleur extérieure	Accent/Accessoire	Roue	Sous Le Capot	Intérieur
Nombre del modelo	Código del color exterior	Nombre del color exterior	Acento/ Accesorios	De Rueda	Baja El Capó	Interiores
F150	RR	Ruby Red Metallic	6JSC / Kast Silver Metallic 9ATE / Black Foundry Metallic 9QRA / Sterling Gray 9QRE / Sterling Gray Metallic APGC / Silver Metallic LQ / Pale Adobe Metallic M6388G / Blackout UX / Ingot Silver Metallic YZ9A / Carbon Black	9FLG / Jewel Gold Metallic 9QTG / Dark Stainless Metallic M6389A / Sparkle Silver Metallic UJ / Sterling Gray Metallic ZJJC / Silver Metallic ZJQC / Silver Metallic	M6518D / Taupe/Woodrose M6539D / Sandalwood M6726D / Laser Red	5B8A / Charcoal Black 7Y7A / Dusk Gray 9AYE / Tuxedo Black Metallic 9MCA / Steel Gray 9PCC / Obsidian Silver Metallic AT7A / Adobe JA6A / Black
F150	SZ	Blue Flame Metallic	6JSC / Kast Silver Metallic 9ATE / Black Foundry Metallic 9QRA / Sterling Gray 9QRE / Sterling Gray Metallic APGC / Silver Metallic LQ / Pale Adobe Metallic M6388G / Blackout UX / Ingot Silver Metallic YZ9A / Carbon Black	9FLG / Jewel Gold Metallic 9QTG / Dark Stainless Metallic M6389A / Sparkle Silver Metallic UJ / Sterling Gray Metallic ZJJC / Silver Metallic ZJQC / Silver Metallic	M6518D / Taupe/Woodrose M6539D / Sandalwood M6957D / Bright Atlantic Blue M6961D / Atlantic Blue	5B8A / Charcoal Black 7Y7A / Dusk Gray 8N8C / Alloy Metallic 9AYE / Tuxedo Black Metallic 9MCA / Steel Gray 9PCC / Obsidian Silver Metallic AT7A / Adobe CDEE / Blue Moon Metallic JA6A / Black
F150	UG	White Platinum Pearl	6JSC / Kast Silver Metallic 9ATE / Black Foundry Metallic 9QRA / Sterling Gray 9QRE / Sterling Gray Metallic APGC / Silver Metallic LQ / Pale Adobe Metallic M6388G / Blackout YZ9A / Carbon Black	9FLG / Jewel Gold Metallic 9QTG / Dark Stainless Metallic M6389A / Sparkle Silver Metallic UJ / Sterling Gray Metallic ZJJC / Silver Metallic ZJQC / Silver Metallic	M6514D / White M6534D / Titanium M6539D / Sandalwood	5B8A / Charcoal Black 7Y7A / Dusk Gray 9AYE / Tuxedo Black Metallic 9MCA / Steel Gray 9PCC / Obsidian Silver Metallic AT7A / Adobe JA6A / Black
F150	UH	Tuxedo Black Metallic	6JSC / Kast Silver Metallic 9ATE / Black Foundry Metallic 9QRA / Sterling Gray 9QRE / Sterling Gray Metallic APGC / Silver Metallic LQ / Pale Adobe Metallic M6388G / Blackout UX / Ingot Silver Metallic YZ9A / Carbon Black	9FLG / Jewel Gold Metallic 9QTG / Dark Stainless Metallic M6389A / Sparkle Silver Metallic UJ / Sterling Gray Metallic ZJJC / Silver Metallic ZJQC / Silver Metallic	M6518D / Taupe/Woodrose M6519D / Black M6579D / Smoke	5B8A / Charcoal Black 7Y7A / Dusk Gray 8N8C / Alloy Metallic 9AYE / Tuxedo Black Metallic 9MCA / Steel Gray 9PCC / Obsidian Silver Metallic AT7A / Adobe CDEE / Blue Moon Metallic JA6A / Black
F150	UJ	Sterling Gray Metallic	6JSC / Kast Silver Metallic 9ATE / Black Foundry Metallic 9QRA / Sterling Gray 9QRE / Sterling Gray Metallic APGC / Silver Metallic M6388G / Blackout UX / Ingot Silver Metallic YZ9A / Carbon Black	9FLG / Jewel Gold Metallic 9QTG / Dark Stainless Metallic M6389A / Sparkle Silver Metallic UJ / Sterling Gray Metallic ZJJC / Silver Metallic ZJQC / Silver Metallic	M6534D / Titanium M6579D / Smoke	5B8A / Charcoal Black 9AYE / Tuxedo Black Metallic 9MCA / Steel Gray 9PCC / Obsidian Silver Metallic JA6A / Black
F150	UX	Ingot Silver Metallic	6JSC / Kast Silver Metallic 9ATE / Black Foundry Metallic 9QRE / Sterling Gray Metallic M6388G / Blackout YZ9A / Carbon Black	9FLG / Jewel Gold Metallic 9QTG / Dark Stainless Metallic M6389A / Sparkle Silver Metallic UJ / Sterling Gray Metallic ZJJC / Silver Metallic ZJQC / Silver Metallic	M6534D / Titanium M6539D / Sandalwood	5B8A / Charcoal Black 8N8C / Alloy Metallic 9AYE / Tuxedo Black Metallic 9MCA / Steel Gray 9PCC / Obsidian Silver Metallic CDEE / Blue Moon Metallic JA6A / Black
F150	VA	Terrain	6JSC / Kast Silver Metallic 9ATE / Black Foundry Metallic 9QRA / Sterling Gray 9QRE / Sterling Gray Metallic APGC / Silver Metallic M6388G / Blackout YZ9A / Carbon Black	9FLG / Jewel Gold Metallic 9QTG / Dark Stainless Metallic M6389A / Sparkle Silver Metallic UJ / Sterling Gray Metallic ZJJC / Silver Metallic ZJQC / Silver Metallic	M6539D / Sandalwood	5B8A / Charcoal Black 8N8C / Alloy Metallic 9AYE / Tuxedo Black Metallic 9PCC / Obsidian Silver Metallic CDEE / Blue Moon Metallic JA6A / Black
F150	W6	NX Green Gem 2 Metallic	6JSC / Kast Silver Metallic 9ATE / Black Foundry Metallic 9QRA / Sterling Gray 9QRE / Sterling Gray Metallic APGC / Silver Metallic LQ / Pale Adobe Metallic M6388G / Blackout UX / Ingot Silver Metallic YZ9A / Carbon Black	9FLG / Jewel Gold Metallic 9QTG / Dark Stainless Metallic M6389A / Sparkle Silver Metallic UJ / Sterling Gray Metallic ZJJC / Silver Metallic ZJQC / Silver Metallic	M6518D / Taupe/Woodrose M6519D / Black M6579D / Smoke	5B8A / Charcoal Black 7Y7A / Dusk Gray 9AYE / Tuxedo Black Metallic 9MCA / Steel Gray 9PCC / Obsidian Silver Metallic AT7A / Adobe JA6A / Black
F150	YZ	Oxford White	6JSC / Kast Silver Metallic 9ATE / Black Foundry Metallic 9QRA / Sterling Gray 9QRE / Sterling Gray Metallic APGC / Silver Metallic LQ / Pale Adobe Metallic M6388G / Blackout UX / Ingot Silver Metallic YZ9A / Carbon Black	9FLG / Jewel Gold Metallic 9QTG / Dark Stainless Metallic M6389A / Sparkle Silver Metallic UJ / Sterling Gray Metallic ZJJC / Silver Metallic ZJQC / Silver Metallic	M6514D / White M6534D / Titanium	5B8A / Charcoal Black 7Y7A / Dusk Gray 8N8C / Alloy Metallic 9AYE / Tuxedo Black Metallic 9MCA / Steel Gray 9PCC / Obsidian Silver Metallic AT7A / Adobe JA6A / Black

# 2013 Ford Color Compatibility Guide

Guide de compatibilité de couleur • Guía de compatibilidad de color

Model Name	Exterior Color Code	Exterior Color Name	Accent/Accessory	Wheel	Underhood	Interior
Nom du modèle	Code de la couleur extérieure	Nom de la couleur extérieure	Accent/Accessoire	Roue	Sous Le Capot	Intérieur
Nombre del modelo	Código del color exterior	Nombre del color exterior	Acento/ Accesorios	De Rueda	Baja El Capó	Interiores
F150	Z1	Oxford White	6JSC / Kast Silver Metallic 9ATE / Black Foundry Metallic 9QRA / Sterling Gray 9QRE / Sterling Gray Metallic APGC / Silver Metallic LQ / Pale Adobe Metallic M6388G / Blackout UJ / Ingot Silver Metallic YZ9A / Carbon Black	9FLG / Jewel Gold Metallic 9QTG / Dark Stainless Metallic M6389A / Sparkle Silver Metallic UJ / Sterling Gray Metallic ZJJC / Silver Metallic ZJQC / Silver Metallic	M6514D / White M6539D / Sandalwood	5B8A / Charcoal Black 7Y7A / Dusk Gray 8N8C / Alloy Metallic 9AYE / Tuxedo Black Metallic 9MCA / Steel Gray 9PCC / Obsidian Silver Metallic AT7A / Adobe JA6A / Black
F250	F1	Vermilion	M6388G / Blackout YZ9A / Carbon Black	4MYE / Dark Neutral Metallic 5QTE / Krystal Silver Metallic M6389A / Sparkle Silver Metallic	M6539D / Sandalwood	5B8A / Charcoal Black 6Q4C / Foundry Gray Metallic 7NCC / Light Warm Steel Metallic 7NEC / Dark Foundry Metallic 7Y7A / Dusk Gray 9MCA / Steel Gray 9UEA / King Ranch Dark Red AT7A / Adobe JA6A / Black
F250	J1	Kodiak Brown Metallic	LQ / Pale Adobe Metallic M6388G / Blackout YZ9A / Carbon Black	4MYE / Dark Neutral Metallic 5QTE / Krystal Silver Metallic M6389A / Sparkle Silver Metallic	M6579D / Smoke	5B8A / Charcoal Black 6Q4C / Foundry Gray Metallic 7NCC / Light Warm Steel Metallic 7NEC / Dark Foundry Metallic 7Y7A / Dusk Gray 9MCA / Steel Gray 9UEA / King Ranch Dark Red AT7A / Adobe JA6A / Black
F250	LQ	Pale Adobe Metallic	M6388G / Blackout YZ9A / Carbon Black	4MYE / Dark Neutral Metallic 5QTE / Krystal Silver Metallic M6389A / Sparkle Silver Metallic	M6539D / Sandalwood	5B8A / Charcoal Black 6Q4C / Foundry Gray Metallic 7NCC / Light Warm Steel Metallic 7NEC / Dark Foundry Metallic 7Y7A / Dusk Gray 9MCA / Steel Gray 9UEA / King Ranch Dark Red AT7A / Adobe JA6A / Black
F250	N1	Blue Jeans Metallic	LQ / Pale Adobe Metallic M6388G / Blackout UJ / Sterling Gray Metallic YZ9A / Carbon Black	4MYE / Dark Neutral Metallic 5QTE / Krystal Silver Metallic M6389A / Sparkle Silver Metallic	M6579D / Smoke	5B8A / Charcoal Black 6Q4C / Foundry Gray Metallic 7NCC / Light Warm Steel Metallic 7NEC / Dark Foundry Metallic 7Y7A / Dusk Gray 9MCA / Steel Gray 9UEA / King Ranch Dark Red AT7A / Adobe JA6A / Black
F250	GT	Autumn Red Metallic	LQ / Pale Adobe Metallic M6388G / Blackout YZ9A / Carbon Black	4MYE / Dark Neutral Metallic 5QTE / Krystal Silver Metallic M6389A / Sparkle Silver Metallic	M6539D / Sandalwood	5B8A / Charcoal Black 6Q4C / Foundry Gray Metallic 7NCC / Light Warm Steel Metallic 7NEC / Dark Foundry Metallic 7Y7A / Dusk Gray 9MCA / Steel Gray 9UEA / King Ranch Dark Red AT7A / Adobe JA6A / Black
F250	RR	Ruby Red Metallic	LQ / Pale Adobe Metallic M6388G / Blackout YZ9A / Carbon Black	4MYE / Dark Neutral Metallic 5QTE / Krystal Silver Metallic M6389A / Sparkle Silver Metallic	M6539D / Sandalwood	5B8A / Charcoal Black 6Q4C / Foundry Gray Metallic 7NCC / Light Warm Steel Metallic 7NEC / Dark Foundry Metallic 7Y7A / Dusk Gray 9MCA / Steel Gray 9UEA / King Ranch Dark Red AT7A / Adobe JA6A / Black
F250	UG	White Platinum Pearl	LQ / Pale Adobe Metallic M6388G / Blackout YZ9A / Carbon Black	4MYE / Dark Neutral Metallic 5QTE / Krystal Silver Metallic M6389A / Sparkle Silver Metallic	M6514D / White	5B8A / Charcoal Black 6Q4C / Foundry Gray Metallic 7NCC / Light Warm Steel Metallic 7NEC / Dark Foundry Metallic 7Y7A / Dusk Gray 9MCA / Steel Gray 9UEA / King Ranch Dark Red AT7A / Adobe JA6A / Black
F250	UH	Tuxedo Black Metallic	LQ / Pale Adobe Metallic M6388G / Blackout UJ / Sterling Gray Metallic YZ9A / Carbon Black	4MYE / Dark Neutral Metallic 5QTE / Krystal Silver Metallic M6389A / Sparkle Silver Metallic	M6579D / Smoke	5B8A / Charcoal Black 6Q4C / Foundry Gray Metallic 7NCC / Light Warm Steel Metallic 7NEC / Dark Foundry Metallic 7Y7A / Dusk Gray 9MCA / Steel Gray 9UEA / King Ranch Dark Red AT7A / Adobe JA6A / Black



# 2013 Ford Color Compatibility Guide

Guide de compatibilité de couleur • Guía de compatibilidad de color

Model Name	Exterior Color Code	Exterior Color Name	Accent/Accessory	Wheel	Underhood	Interior
Nom du modèle	Code de la couleur extérieure	Nom de la couleur extérieure	Accent/Accessoire	Roue	Sous Le Capot	Intérieur
Nombre del modelo	Código del color exterior	Nombre del color exterior	Accento/ Accesorios	De Rueda	Baja El Capó	Interiores
F250	UJ	Sterling Gray Metallic	M6388G / Blackout YZ9A / Carbon Black	4MYE / Dark Neutral Metallic 5QTE / Krystal Silver Metallic M6389A / Sparkle Silver Metallic	M6579D / Smoke	5B8A / Charcoal Black 6Q4C / Foundry Gray Metallic 7NCC / Light Warm Steel Metallic 7NEC / Dark Foundry Metallic 7Y7A / Dusk Gray 9MCA / Steel Gray 9UEA / King Ranch Dark Red AT7A / Adobe JA6A / Black
F250	UX	Ingot Silver Metallic	M6388G / Blackout UJ / Sterling Gray Metallic YZ9A / Carbon Black	4MYE / Dark Neutral Metallic 5QTE / Krystal Silver Metallic M6389A / Sparkle Silver Metallic	M6514D / White	5B8A / Charcoal Black 6Q4C / Foundry Gray Metallic 7NCC / Light Warm Steel Metallic 7NEC / Dark Foundry Metallic 7Y7A / Dusk Gray 9MCA / Steel Gray 9UEA / King Ranch Dark Red AT7A / Adobe JA6A / Black
F250	W6	NX Green Gem 2 Metallic	LQ / Pale Adobe Metallic M6388G / Blackout UJ / Sterling Gray Metallic YZ9A / Carbon Black	4MYE / Dark Neutral Metallic 5QTE / Krystal Silver Metallic M6389A / Sparkle Silver Metallic	M6579D / Smoke	5B8A / Charcoal Black 6Q4C / Foundry Gray Metallic 7NCC / Light Warm Steel Metallic 7NEC / Dark Foundry Metallic 7Y7A / Dusk Gray 9MCA / Steel Gray 9UEA / King Ranch Dark Red AT7A / Adobe JA6A / Black
F250	Z1	Oxford White	LQ / Pale Adobe Metallic M6388G / Blackout UJ / Sterling Gray Metallic YZ9A / Carbon Black	4MYE / Dark Neutral Metallic 5QTE / Krystal Silver Metallic M6389A / Sparkle Silver Metallic	M6514D / White	5B8A / Charcoal Black 6Q4C / Foundry Gray Metallic 7NCC / Light Warm Steel Metallic 7NEC / Dark Foundry Metallic 7Y7A / Dusk Gray 9MCA / Steel Gray 9UEA / King Ranch Dark Red AT7A / Adobe JA6A / Black
F350	F1	Vermilion	M6388G / Blackout YZ9A / Carbon Black	4MYE / Dark Neutral Metallic 5QTE / Krystal Silver Metallic M6389A / Sparkle Silver Metallic	M6539D / Sandalwood	5B8A / Charcoal Black 6Q4C / Foundry Gray Metallic 7NCC / Light Warm Steel Metallic 7NEC / Dark Foundry Metallic 7Y7A / Dusk Gray 9MCA / Steel Gray 9UEA / King Ranch Dark Red AT7A / Adobe JA6A / Black
F350	J1	Kodiak Brown Metallic	LQ / Pale Adobe Metallic M6388G / Blackout YZ9A / Carbon Black	4MYE / Dark Neutral Metallic 5QTE / Krystal Silver Metallic M6389A / Sparkle Silver Metallic	M6579D / Smoke	5B8A / Charcoal Black 6Q4C / Foundry Gray Metallic 7NCC / Light Warm Steel Metallic 7NEC / Dark Foundry Metallic 7Y7A / Dusk Gray 9MCA / Steel Gray 9UEA / King Ranch Dark Red AT7A / Adobe JA6A / Black
F350	LQ	Pale Adobe Metallic	M6388G / Blackout YZ9A / Carbon Black	4MYE / Dark Neutral Metallic 5QTE / Krystal Silver Metallic M6389A / Sparkle Silver Metallic	M6539D / Sandalwood	5B8A / Charcoal Black 6Q4C / Foundry Gray Metallic 7NCC / Light Warm Steel Metallic 7NEC / Dark Foundry Metallic 7Y7A / Dusk Gray 9MCA / Steel Gray 9UEA / King Ranch Dark Red AT7A / Adobe JA6A / Black
F350	N1	Blue Jeans Metallic	LQ / Pale Adobe Metallic M6388G / Blackout UJ / Sterling Gray Metallic YZ9A / Carbon Black	4MYE / Dark Neutral Metallic 5QTE / Krystal Silver Metallic M6389A / Sparkle Silver Metallic	M6579D / Smoke	5B8A / Charcoal Black 6Q4C / Foundry Gray Metallic 7NCC / Light Warm Steel Metallic 7NEC / Dark Foundry Metallic 7Y7A / Dusk Gray 9MCA / Steel Gray 9UEA / King Ranch Dark Red AT7A / Adobe JA6A / Black
F350	GT	Autumn Red Metallic	LQ / Pale Adobe Metallic M6388G / Blackout YZ9A / Carbon Black	4MYE / Dark Neutral Metallic 5QTE / Krystal Silver Metallic M6389A / Sparkle Silver Metallic	M6539D / Sandalwood	5B8A / Charcoal Black 6Q4C / Foundry Gray Metallic 7NCC / Light Warm Steel Metallic 7NEC / Dark Foundry Metallic 7Y7A / Dusk Gray 9MCA / Steel Gray 9UEA / King Ranch Dark Red AT7A / Adobe JA6A / Black

# 2013 Ford Color Compatibility Guide

Guide de compatibilité de couleur • Guía de compatibilidad de color

Model Name	Exterior Color Code	Exterior Color Name	Accent/Accessory	Wheel	Underhood	Interior
Nom du modèle	Code de la couleur extérieure	Nom de la couleur extérieure	Accent/Accessoire	Roue	Sous Le Capot	Intérieur
Nombre del modelo	Código del color exterior	Nombre del color exterior	Acento/ Accesorios	De Rueda	Baja El Capó	Interiores
F350	RR	Ruby Red Metallic	LQ / Pale Adobe Metallic M6388G / Blackout YZ9A / Carbon Black	4MYE / Dark Neutral Metallic 5QTE / Krystal Silver Metallic M6389A / Sparkle Silver Metallic	M6539D / Sandalwood	5B8A / Charcoal Black 6Q4C / Foundry Gray Metallic 7NCC / Light Warm Steel Metallic 7NEC / Dark Foundry Metallic 7Y7A / Dusk Gray 9MCA / Steel Gray 9UEA / King Ranch Dark Red AT7A / Adobe JA6A / Black
F350	UG	White Platinum Pearl	LQ / Pale Adobe Metallic M6388G / Blackout YZ9A / Carbon Black	4MYE / Dark Neutral Metallic 5QTE / Krystal Silver Metallic M6389A / Sparkle Silver Metallic	M6514D / White	5B8A / Charcoal Black 6Q4C / Foundry Gray Metallic 7NCC / Light Warm Steel Metallic 7NEC / Dark Foundry Metallic 7Y7A / Dusk Gray 9MCA / Steel Gray 9UEA / King Ranch Dark Red AT7A / Adobe JA6A / Black
F350	UH	Tuxedo Black Metallic	LQ / Pale Adobe Metallic M6388G / Blackout UJ / Sterling Gray Metallic YZ9A / Carbon Black	4MYE / Dark Neutral Metallic 5QTE / Krystal Silver Metallic M6389A / Sparkle Silver Metallic	M6579D / Smoke	5B8A / Charcoal Black 6Q4C / Foundry Gray Metallic 7NCC / Light Warm Steel Metallic 7NEC / Dark Foundry Metallic 7Y7A / Dusk Gray 9MCA / Steel Gray 9UEA / King Ranch Dark Red AT7A / Adobe JA6A / Black
F350	UJ	Sterling Gray Metallic	M6388G / Blackout YZ9A / Carbon Black	4MYE / Dark Neutral Metallic 5QTE / Krystal Silver Metallic M6389A / Sparkle Silver Metallic	M6579D / Smoke	5B8A / Charcoal Black 6Q4C / Foundry Gray Metallic 7NCC / Light Warm Steel Metallic 7NEC / Dark Foundry Metallic 7Y7A / Dusk Gray 9MCA / Steel Gray 9UEA / King Ranch Dark Red AT7A / Adobe JA6A / Black
F350	UX	Ingot Silver Metallic	M6388G / Blackout UJ / Sterling Gray Metallic YZ9A / Carbon Black	4MYE / Dark Neutral Metallic 5QTE / Krystal Silver Metallic M6389A / Sparkle Silver Metallic	M6514D / White	5B8A / Charcoal Black 6Q4C / Foundry Gray Metallic 7NCC / Light Warm Steel Metallic 7NEC / Dark Foundry Metallic 7Y7A / Dusk Gray 9MCA / Steel Gray 9UEA / King Ranch Dark Red AT7A / Adobe JA6A / Black
F350	W6	NX Green Gem 2 Metallic	LQ / Pale Adobe Metallic M6388G / Blackout UJ / Sterling Gray Metallic YZ9A / Carbon Black	4MYE / Dark Neutral Metallic 5QTE / Krystal Silver Metallic M6389A / Sparkle Silver Metallic	M6579D / Smoke	5B8A / Charcoal Black 6Q4C / Foundry Gray Metallic 7NCC / Light Warm Steel Metallic 7NEC / Dark Foundry Metallic 7Y7A / Dusk Gray 9MCA / Steel Gray 9UEA / King Ranch Dark Red AT7A / Adobe JA6A / Black
F350	Z1	Oxford White	LQ / Pale Adobe Metallic M6388G / Blackout UJ / Sterling Gray Metallic YZ9A / Carbon Black	4MYE / Dark Neutral Metallic 5QTE / Krystal Silver Metallic M6389A / Sparkle Silver Metallic	M6514D / White	5B8A / Charcoal Black 6Q4C / Foundry Gray Metallic 7NCC / Light Warm Steel Metallic 7NEC / Dark Foundry Metallic 7Y7A / Dusk Gray 9MCA / Steel Gray 9UEA / King Ranch Dark Red AT7A / Adobe JA6A / Black
F450	F1	Vermilion	M6388G / Blackout YZ9A / Carbon Black	4MYE / Dark Neutral Metallic 5QTE / Krystal Silver Metallic M6389A / Sparkle Silver Metallic	M6539D / Sandalwood	5B8A / Charcoal Black 6Q4C / Foundry Gray Metallic 7NCC / Light Warm Steel Metallic 7NEC / Dark Foundry Metallic 7Y7A / Dusk Gray 9MCA / Steel Gray 9UEA / King Ranch Dark Red AT7A / Adobe JA6A / Black
F450	J1	Kodiak Brown Metallic	LQ / Pale Adobe Metallic M6388G / Blackout YZ9A / Carbon Black	4MYE / Dark Neutral Metallic 5QTE / Krystal Silver Metallic M6389A / Sparkle Silver Metallic	M6579D / Smoke	5B8A / Charcoal Black 6Q4C / Foundry Gray Metallic 7NCC / Light Warm Steel Metallic 7NEC / Dark Foundry Metallic 7Y7A / Dusk Gray 9MCA / Steel Gray 9UEA / King Ranch Dark Red AT7A / Adobe JA6A / Black



# 2013 Ford Color Compatibility Guide

Guide de compatibilité de couleur • Guía de compatibilidad de color

Model Name	Exterior Color Code	Exterior Color Name	Accent/Accessory	Wheel	Underhood	Interior
Nom du modèle	Code de la couleur extérieure	Nom de la couleur extérieure	Accent/Accessoire	Roue	Sous Le Capot	Intérieur
Nombre del modelo	Código del color exterior	Nombre del color exterior	Acento/ Accesorios	De Rueda	Baja El Capó	Interiores
F450	LQ	Pale Adobe Metallic	M6388G / Blackout YZ9A / Carbon Black	4MYE / Dark Neutral Metallic 5QTE / Krystal Silver Metallic M6389A / Sparkle Silver Metallic	M6539D / Sandalwood	5B8A / Charcoal Black 6Q4C / Foundry Gray Metallic 7NCC / Light Warm Steel Metallic 7NEC / Dark Foundry Metallic 7Y7A / Dusk Gray 9MCA / Steel Gray 9UEA / King Ranch Dark Red AT7A / Adobe JA6A / Black
F450	N1	Blue Jeans Metallic	LQ / Pale Adobe Metallic M6388G / Blackout UJ / Sterling Gray Metallic YZ9A / Carbon Black	4MYE / Dark Neutral Metallic 5QTE / Krystal Silver Metallic M6389A / Sparkle Silver Metallic	M6579D / Smoke	5B8A / Charcoal Black 6Q4C / Foundry Gray Metallic 7NCC / Light Warm Steel Metallic 7NEC / Dark Foundry Metallic 7Y7A / Dusk Gray 9MCA / Steel Gray 9UEA / King Ranch Dark Red AT7A / Adobe JA6A / Black
F450	GT	Autumn Red Metallic	LQ / Pale Adobe Metallic M6388G / Blackout YZ9A / Carbon Black	4MYE / Dark Neutral Metallic 5QTE / Krystal Silver Metallic M6389A / Sparkle Silver Metallic	M6539D / Sandalwood	5B8A / Charcoal Black 6Q4C / Foundry Gray Metallic 7NCC / Light Warm Steel Metallic 7NEC / Dark Foundry Metallic 7Y7A / Dusk Gray 9MCA / Steel Gray 9UEA / King Ranch Dark Red AT7A / Adobe JA6A / Black
F450	RR	Ruby Red Metallic	LQ / Pale Adobe Metallic M6388G / Blackout YZ9A / Carbon Black	4MYE / Dark Neutral Metallic 5QTE / Krystal Silver Metallic M6389A / Sparkle Silver Metallic	M6539D / Sandalwood	5B8A / Charcoal Black 6Q4C / Foundry Gray Metallic 7NCC / Light Warm Steel Metallic 7NEC / Dark Foundry Metallic 7Y7A / Dusk Gray 9MCA / Steel Gray 9UEA / King Ranch Dark Red AT7A / Adobe JA6A / Black
F450	UG	White Platinum Pearl	LQ / Pale Adobe Metallic M6388G / Blackout YZ9A / Carbon Black	4MYE / Dark Neutral Metallic 5QTE / Krystal Silver Metallic M6389A / Sparkle Silver Metallic	M6514D / White	5B8A / Charcoal Black 6Q4C / Foundry Gray Metallic 7NCC / Light Warm Steel Metallic 7NEC / Dark Foundry Metallic 7Y7A / Dusk Gray 9MCA / Steel Gray 9UEA / King Ranch Dark Red AT7A / Adobe JA6A / Black
F450	UH	Tuxedo Black Metallic	LQ / Pale Adobe Metallic M6388G / Blackout UJ / Sterling Gray Metallic YZ9A / Carbon Black	4MYE / Dark Neutral Metallic 5QTE / Krystal Silver Metallic M6389A / Sparkle Silver Metallic	M6579D / Smoke	5B8A / Charcoal Black 6Q4C / Foundry Gray Metallic 7NCC / Light Warm Steel Metallic 7NEC / Dark Foundry Metallic 7Y7A / Dusk Gray 9MCA / Steel Gray 9UEA / King Ranch Dark Red AT7A / Adobe JA6A / Black
F450	UJ	Sterling Gray Metallic	M6388G / Blackout YZ9A / Carbon Black	4MYE / Dark Neutral Metallic 5QTE / Krystal Silver Metallic M6389A / Sparkle Silver Metallic	M6579D / Smoke	5B8A / Charcoal Black 6Q4C / Foundry Gray Metallic 7NCC / Light Warm Steel Metallic 7NEC / Dark Foundry Metallic 7Y7A / Dusk Gray 9MCA / Steel Gray 9UEA / King Ranch Dark Red AT7A / Adobe JA6A / Black
F450	UX	Ingot Silver Metallic	M6388G / Blackout UJ / Sterling Gray Metallic YZ9A / Carbon Black	4MYE / Dark Neutral Metallic 5QTE / Krystal Silver Metallic M6389A / Sparkle Silver Metallic	M6514D / White	5B8A / Charcoal Black 6Q4C / Foundry Gray Metallic 7NCC / Light Warm Steel Metallic 7NEC / Dark Foundry Metallic 7Y7A / Dusk Gray 9MCA / Steel Gray 9UEA / King Ranch Dark Red AT7A / Adobe JA6A / Black
F450	W6	NX Green Gem 2 Metallic	LQ / Pale Adobe Metallic M6388G / Blackout UJ / Sterling Gray Metallic YZ9A / Carbon Black	4MYE / Dark Neutral Metallic 5QTE / Krystal Silver Metallic M6389A / Sparkle Silver Metallic	M6579D / Smoke	5B8A / Charcoal Black 6Q4C / Foundry Gray Metallic 7NCC / Light Warm Steel Metallic 7NEC / Dark Foundry Metallic 7Y7A / Dusk Gray 9MCA / Steel Gray 9UEA / King Ranch Dark Red AT7A / Adobe JA6A / Black

# 2013 Ford Color Compatibility Guide

Guide de compatibilité de couleur • Guía de compatibilidad de color

Model Name	Exterior Color Code	Exterior Color Name	Accent/Accessory	Wheel	Underhood	Interior
Nom du modèle	Code de la couleur extérieure	Nom de la couleur extérieure	Accent/Accessoire	Roue	Sous Le Capot	Intérieur
Nombre del modelo	Código del color exterior	Nombre del color exterior	Acento/ Accesorios	De Rueda	Baja El Capó	Interiores
F450	Z1	Oxford White	LQ / Pale Adobe Metallic M6388G / Blackout UJ / Sterling Gray Metallic YZ9A / Carbon Black	4MYE / Dark Neutral Metallic 5QTE / Krystal Silver Metallic M6389A / Sparkle Silver Metallic	M6514D / White	5B8A / Charcoal Black 6Q4C / Foundry Gray Metallic 7NCC / Light Warm Steel Metallic 7NEC / Dark Foundry Metallic 7Y7A / Dusk Gray 9MCA / Steel Gray 9UEA / King Ranch Dark Red AT7A / Adobe JA6A / Black
F550	F1	Vermilion	LQ / Pale Adobe Metallic M6388G / Blackout YZ9A / Carbon Black	4MYE / Dark Neutral Metallic 5QTE / Krystal Silver Metallic M6389A / Sparkle Silver Metallic	M6539D / Sandalwood	5B8A / Charcoal Black 6Q4C / Foundry Gray Metallic 7NCC / Light Warm Steel Metallic 7NEC / Dark Foundry Metallic 7Y7A / Dusk Gray 9MCA / Steel Gray 9UEA / King Ranch Dark Red AT7A / Adobe JA6A / Black
F550	J1	Kodiak Brown Metallic	LQ / Pale Adobe Metallic M6388G / Blackout YZ9A / Carbon Black	4MYE / Dark Neutral Metallic 5QTE / Krystal Silver Metallic M6389A / Sparkle Silver Metallic	M6579D / Smoke	5B8A / Charcoal Black 6Q4C / Foundry Gray Metallic 7NCC / Light Warm Steel Metallic 7NEC / Dark Foundry Metallic 7Y7A / Dusk Gray 9MCA / Steel Gray 9UEA / King Ranch Dark Red AT7A / Adobe JA6A / Black
F550	LQ	Pale Adobe Metallic	M6388G / Blackout YZ9A / Carbon Black	4MYE / Dark Neutral Metallic 5QTE / Krystal Silver Metallic M6389A / Sparkle Silver Metallic	M6539D / Sandalwood	5B8A / Charcoal Black 6Q4C / Foundry Gray Metallic 7NCC / Light Warm Steel Metallic 7NEC / Dark Foundry Metallic 7Y7A / Dusk Gray 9MCA / Steel Gray 9UEA / King Ranch Dark Red AT7A / Adobe JA6A / Black
F550	N1	Blue Jeans Metallic	LQ / Pale Adobe Metallic M6388G / Blackout UJ / Sterling Gray Metallic YZ9A / Carbon Black	4MYE / Dark Neutral Metallic 5QTE / Krystal Silver Metallic M6389A / Sparkle Silver Metallic	M6579D / Smoke	5B8A / Charcoal Black 6Q4C / Foundry Gray Metallic 7NCC / Light Warm Steel Metallic 7NEC / Dark Foundry Metallic 7Y7A / Dusk Gray 9MCA / Steel Gray 9UEA / King Ranch Dark Red AT7A / Adobe JA6A / Black
F550	GT	Autumn Red Metallic	LQ / Pale Adobe Metallic M6388G / Blackout YZ9A / Carbon Black	4MYE / Dark Neutral Metallic 5QTE / Krystal Silver Metallic M6389A / Sparkle Silver Metallic	M6539D / Sandalwood	5B8A / Charcoal Black 6Q4C / Foundry Gray Metallic 7NCC / Light Warm Steel Metallic 7NEC / Dark Foundry Metallic 7Y7A / Dusk Gray 9MCA / Steel Gray 9UEA / King Ranch Dark Red AT7A / Adobe JA6A / Black
F550	RR	Ruby Red Metallic	LQ / Pale Adobe Metallic M6388G / Blackout YZ9A / Carbon Black	4MYE / Dark Neutral Metallic 5QTE / Krystal Silver Metallic M6389A / Sparkle Silver Metallic	M6539D / Sandalwood	5B8A / Charcoal Black 6Q4C / Foundry Gray Metallic 7NCC / Light Warm Steel Metallic 7NEC / Dark Foundry Metallic 7Y7A / Dusk Gray 9MCA / Steel Gray 9UEA / King Ranch Dark Red AT7A / Adobe JA6A / Black
F550	UG	White Platinum Pearl	LQ / Pale Adobe Metallic M6388G / Blackout YZ9A / Carbon Black	4MYE / Dark Neutral Metallic 5QTE / Krystal Silver Metallic M6389A / Sparkle Silver Metallic	M6514D / White	5B8A / Charcoal Black 6Q4C / Foundry Gray Metallic 7NCC / Light Warm Steel Metallic 7NEC / Dark Foundry Metallic 7Y7A / Dusk Gray 9MCA / Steel Gray 9UEA / King Ranch Dark Red AT7A / Adobe JA6A / Black
F550	UH	Tuxedo Black Metallic	LQ / Pale Adobe Metallic M6388G / Blackout UJ / Sterling Gray Metallic YZ9A / Carbon Black	4MYE / Dark Neutral Metallic 5QTE / Krystal Silver Metallic M6389A / Sparkle Silver Metallic	M6579D / Smoke	5B8A / Charcoal Black 6Q4C / Foundry Gray Metallic 7NCC / Light Warm Steel Metallic 7NEC / Dark Foundry Metallic 7Y7A / Dusk Gray 9MCA / Steel Gray 9UEA / King Ranch Dark Red AT7A / Adobe JA6A / Black



# 2013 Ford Color Compatibility Guide

Guide de compatibilité de couleur • Guía de compatibilidad de color

Model Name	Exterior Color Code	Exterior Color Name	Accent/Accessory	Wheel	Underhood	Interior
Nom du modèle	Code de la couleur extérieure	Nom de la couleur extérieure	Accent/Accessoire	Roue	Sous Le Capot	Intérieur
Nombre del modelo	Código del color exterior	Nombre del color exterior	Accesorio/Accesorios	De Rueda	Baja El Capó	Interiores
F550	UJ	Sterling Gray Metallic	M6388G / Blackout YZ9A / Carbon Black	4MYE / Dark Neutral Metallic 5QTE / Krystal Silver Metallic M6389A / Sparkle Silver Metallic	M6579D / Smoke	5B8A / Charcoal Black 6Q4C / Foundry Gray Metallic 7NCC / Light Warm Steel Metallic 7NEC / Dark Foundry Metallic 7Y7A / Dusk Gray 9MCA / Steel Gray 9UEA / King Ranch Dark Red AT7A / Adobe JA6A / Black
F550	LX	Ingot Silver Metallic	M6388G / Blackout UJ / Sterling Gray Metallic YZ9A / Carbon Black	4MYE / Dark Neutral Metallic 5QTE / Krystal Silver Metallic M6389A / Sparkle Silver Metallic	M6514D / White	5B8A / Charcoal Black 6Q4C / Foundry Gray Metallic 7NCC / Light Warm Steel Metallic 7NEC / Dark Foundry Metallic 7Y7A / Dusk Gray 9MCA / Steel Gray 9UEA / King Ranch Dark Red AT7A / Adobe JA6A / Black
F550	W6	NX Green Gem 2 Metallic	LQ / Pale Adobe Metallic M6388G / Blackout UJ / Sterling Gray Metallic YZ9A / Carbon Black	4MYE / Dark Neutral Metallic 5QTE / Krystal Silver Metallic M6389A / Sparkle Silver Metallic	M6579D / Smoke	5B8A / Charcoal Black 6Q4C / Foundry Gray Metallic 7NCC / Light Warm Steel Metallic 7NEC / Dark Foundry Metallic 7Y7A / Dusk Gray 9MCA / Steel Gray 9UEA / King Ranch Dark Red AT7A / Adobe JA6A / Black
F550	Z1	Oxford White	LQ / Pale Adobe Metallic M6388G / Blackout UJ / Sterling Gray Metallic YZ9A / Carbon Black	4MYE / Dark Neutral Metallic 5QTE / Krystal Silver Metallic M6389A / Sparkle Silver Metallic	M6514D / White	5B8A / Charcoal Black 6Q4C / Foundry Gray Metallic 7NCC / Light Warm Steel Metallic 7NEC / Dark Foundry Metallic 7Y7A / Dusk Gray 9MCA / Steel Gray 9UEA / King Ranch Dark Red AT7A / Adobe JA6A / Black
Fiesta	HD	Green Envy Pearl	M6388G / Blackout UA / Ebony YYWA / Satin Black YZ9A / Carbon Black	9PGG / Luster Nickel Metallic M6388G / Blackout M6389A / Sparkle Silver Metallic		1T3A / Medium Light Stone 1TBA / Light Stone 5B8A / Charcoal Black 7ME / Pegasus Metallic 9PCC / Obsidian Silver Metallic JA6A / Black YYWA / Satin Black ZHEA / Ebony
Fiesta	L1	Spirit Blue Metallic	M6388G / Blackout UA / Ebony YYWA / Satin Black YZ9A / Carbon Black	9PGG / Luster Nickel Metallic M6388G / Blackout M6389A / Sparkle Silver Metallic		1T3A / Medium Light Stone 1TBA / Light Stone 5B8A / Charcoal Black 7ME / Pegasus Metallic 9PCC / Obsidian Silver Metallic JA6A / Black YYWA / Satin Black ZHEA / Ebony
Fiesta	NQ	Yellow Blaze Tricoat	M6388G / Blackout UA / Ebony YYWA / Satin Black YZ9A / Carbon Black	9PGG / Luster Nickel Metallic M6388G / Blackout M6389A / Sparkle Silver Metallic		1T3A / Medium Light Stone 1TBA / Light Stone 5B8A / Charcoal Black 7ME / Pegasus Metallic 9PCC / Obsidian Silver Metallic JA6A / Black YYWA / Satin Black ZHEA / Ebony
Fiesta	PQ	Race Red	M6388G / Blackout UA / Ebony YYWA / Satin Black YZ9A / Carbon Black	9PGG / Luster Nickel Metallic M6388G / Blackout M6389A / Sparkle Silver Metallic		1T3A / Medium Light Stone 1TBA / Light Stone 5B8A / Charcoal Black 7ME / Pegasus Metallic 9PCC / Obsidian Silver Metallic JA6A / Black YYWA / Satin Black ZHEA / Ebony
Fiesta	RR	Ruby Red Metallic	M6388G / Blackout UA / Ebony YYWA / Satin Black YZ9A / Carbon Black	9PGG / Luster Nickel Metallic M6388G / Blackout M6389A / Sparkle Silver Metallic		1T3A / Medium Light Stone 1TBA / Light Stone 5B8A / Charcoal Black 7ME / Pegasus Metallic 9PCC / Obsidian Silver Metallic JA6A / Black YYWA / Satin Black ZHEA / Ebony

# 2013 Ford Color Compatibility Guide

Guide de compatibilité de couleur • Guía de compatibilidad de color

Model Name	Exterior Color Code	Exterior Color Name	Accent/Accessory	Wheel	Underhood	Interior
Nom du modèle	Code de la couleur extérieure	Nom de la couleur extérieure	Accent/Accessoire	Roue	Sous Le Capot	Intérieur
Nombre del modelo	Código del color exterior	Nombre del color exterior	Acento/ Accesorios	De Rueda	Baja El Capó	Interiores
Fiesta	SQ	Green Orchid Metallic	M6388G / Blackout UA / Ebony YYWA / Satin Black YZ9A / Carbon Black	9PGG / Luster Nickel Metallic M6388G / Blackout M6389A / Sparkle Silver Metallic		1T3A / Medium Light Stone 1TBA / Light Stone 5B8A / Charcoal Black 7ME / Pegasus Metallic 9PCC / Obsidian Silver Metallic JA6A / Black YYWA / Satin Black ZHEA / Ebony
Fiesta	UH	Tuxedo Black Metallic	M6388G / Blackout UA / Ebony YYWA / Satin Black YZ9A / Carbon Black	9PGG / Luster Nickel Metallic M6388G / Blackout M6389A / Sparkle Silver Metallic		1T3A / Medium Light Stone 1TBA / Light Stone 5B8A / Charcoal Black 7ME / Pegasus Metallic 9PCC / Obsidian Silver Metallic JA6A / Black YYWA / Satin Black ZHEA / Ebony
Fiesta	UJ	Sterling Gray Metallic	M6388G / Blackout UA / Ebony YYWA / Satin Black YZ9A / Carbon Black	9PGG / Luster Nickel Metallic M6388G / Blackout M6389A / Sparkle Silver Metallic		1T3A / Medium Light Stone 1TBA / Light Stone 5B8A / Charcoal Black 7ME / Pegasus Metallic 9PCC / Obsidian Silver Metallic JA6A / Black YYWA / Satin Black ZHEA / Ebony
Fiesta	UX	Ingot Silver Metallic	M6388G / Blackout UA / Ebony YYWA / Satin Black YZ9A / Carbon Black	9PGG / Luster Nickel Metallic M6388G / Blackout M6389A / Sparkle Silver Metallic		1T3A / Medium Light Stone 1TBA / Light Stone 5B8A / Charcoal Black 7ME / Pegasus Metallic 9PCC / Obsidian Silver Metallic JA6A / Black YYWA / Satin Black ZHEA / Ebony
Fiesta	UY	Molten Orange Tricoat Metallic	M6388G / Blackout UA / Ebony YYWA / Satin Black YZ9A / Carbon Black	9PGG / Luster Nickel Metallic M6388G / Blackout M6389A / Sparkle Silver Metallic		1T3A / Medium Light Stone 1TBA / Light Stone 5B8A / Charcoal Black 7ME / Pegasus Metallic 9PCC / Obsidian Silver Metallic JA6A / Black YYWA / Satin Black ZHEA / Ebony
Fiesta	VG	Violet Gray Metallic	M6388G / Blackout UA / Ebony YYWA / Satin Black YZ9A / Carbon Black	9PGG / Luster Nickel Metallic M6388G / Blackout M6389A / Sparkle Silver Metallic		1T3A / Medium Light Stone 1TBA / Light Stone 5B8A / Charcoal Black 7ME / Pegasus Metallic 9PCC / Obsidian Silver Metallic JA6A / Black YYWA / Satin Black ZHEA / Ebony
Fiesta	YZ	Oxford White	M6388G / Blackout UA / Ebony YYWA / Satin Black YZ9A / Carbon Black	9PGG / Luster Nickel Metallic M6388G / Blackout M6389A / Sparkle Silver Metallic		1T3A / Medium Light Stone 1TBA / Light Stone 5B8A / Charcoal Black 7ME / Pegasus Metallic 9PCC / Obsidian Silver Metallic JA6A / Black YYWA / Satin Black ZHEA / Ebony
Fiesta	Z9	Blue Candy Tint Metallic	M6388G / Blackout UA / Ebony YYWA / Satin Black YZ9A / Carbon Black	9PGG / Luster Nickel Metallic M6388G / Blackout M6389A / Sparkle Silver Metallic		1T3A / Medium Light Stone 1TBA / Light Stone 5B8A / Charcoal Black 7ME / Pegasus Metallic 9PCC / Obsidian Silver Metallic JA6A / Black YYWA / Satin Black ZHEA / Ebony
Flex	J1	Kodiak Brown Metallic	6JSC / Kast Silver Metallic 9B8A / Black BQHC / Silver Metallic M6388G / Blackout UH / Tuxedo Black Metallic WS / White Suede	9PGG / Luster Nickel Metallic M6389A / Sparkle Silver Metallic	M6519D / Black M6534D / Titanium	1TBA / Light Stone 5B8A / Charcoal Black AM6E / Dark Slate Gray Metallic BA9E / Meteorite Black Metallic DA9E / Asteroid Black Metallic DN1A / Light Dune DN3A / Dune JA6A / Black
Flex	J4	Deep Impact Blue Metallic	6JSC / Kast Silver Metallic 9B8A / Black BQHC / Silver Metallic M6388G / Blackout UH / Tuxedo Black Metallic UX / Ingot Silver Metallic	9PGG / Luster Nickel Metallic M6389A / Sparkle Silver Metallic	M6519D / Black M6534D / Titanium	1TBA / Light Stone 5B8A / Charcoal Black AM6E / Dark Slate Gray Metallic BA9E / Meteorite Black Metallic DA9E / Asteroid Black Metallic DN1A / Light Dune DN3A / Dune JA6A / Black



# 2013 Ford Color Compatibility Guide

Guide de compatibilité de couleur • Guía de compatibilidad de color

Model Name	Exterior Color Code	Exterior Color Name	Accent/Accessory	Wheel	Underhood	Interior
Nom du modèle	Code de la couleur extérieure	Nom de la couleur extérieure	Accent/Accessoire	Roue	Sous Le Capot	Intérieur
Nombre del modelo	Código del color exterior	Nombre del color exterior	Acento/ Accesorios	De Rueda	Baja El Capó	Interiores
Flex	JY	Ginger Ale Metallic	6JSC / Kast Silver Metallic 9B8A / Black BQHC / Silver Metallic M6388G / Blackout UH / Tuxedo Black Metallic UX / Ingot Silver Metallic	9PGG / Luster Nickel Metallic M6389A / Sparkle Silver Metallic	M6534D / Titanium M7270D / Ginger Ale	1TBA / Light Stone 5B8A / Charcoal Black AM6E / Dark Slate Gray Metallic BA9E / Meteorite Black Metallic DA9E / Asteroid Black Metallic DN1A / Light Dune DN3A / Dune JA6A / Black
Flex	RR	Ruby Red Metallic	6JSC / Kast Silver Metallic 9B8A / Black BQHC / Silver Metallic M6388G / Blackout UH / Tuxedo Black Metallic WS / White Suede	9PGG / Luster Nickel Metallic M6389A / Sparkle Silver Metallic	M6534D / Titanium M6726D / Laser Red	1TBA / Light Stone 5B8A / Charcoal Black AM6E / Dark Slate Gray Metallic BA9E / Meteorite Black Metallic DA9E / Asteroid Black Metallic DN1A / Light Dune DN3A / Dune JA6A / Black
Flex	TK	Mineral Gray Metallic	6JSC / Kast Silver Metallic 9B8A / Black BQHC / Silver Metallic M6388G / Blackout UH / Tuxedo Black Metallic WS / White Suede	9PGG / Luster Nickel Metallic M6389A / Sparkle Silver Metallic	M6519D / Black M6534D / Titanium	1TBA / Light Stone 5B8A / Charcoal Black AM6E / Dark Slate Gray Metallic BA9E / Meteorite Black Metallic DA9E / Asteroid Black Metallic DN1A / Light Dune DN3A / Dune JA6A / Black
Flex	UG	White Platinum Pearl	6JSC / Kast Silver Metallic 9B8A / Black BQHC / Silver Metallic M6388G / Blackout UH / Tuxedo Black Metallic	9PGG / Luster Nickel Metallic M6389A / Sparkle Silver Metallic	M6534D / Titanium M7202D / White Suede	1TBA / Light Stone 5B8A / Charcoal Black AM6E / Dark Slate Gray Metallic BA9E / Meteorite Black Metallic DA9E / Asteroid Black Metallic DN1A / Light Dune DN3A / Dune JA6A / Black
Flex	UH	Tuxedo Black Metallic	6JSC / Kast Silver Metallic 9B8A / Black BQHC / Silver Metallic M6388G / Blackout UX / Ingot Silver Metallic	9PGG / Luster Nickel Metallic M6389A / Sparkle Silver Metallic	M6519D / Black M6534D / Titanium	1TBA / Light Stone 5B8A / Charcoal Black AM6E / Dark Slate Gray Metallic BA9E / Meteorite Black Metallic DA9E / Asteroid Black Metallic DN1A / Light Dune DN3A / Dune JA6A / Black
Flex	UX	Ingot Silver Metallic	6JSC / Kast Silver Metallic 9B8A / Black BQHC / Silver Metallic M6388G / Blackout UH / Tuxedo Black Metallic WS / White Suede	9PGG / Luster Nickel Metallic M6389A / Sparkle Silver Metallic	M6534D / Titanium	1TBA / Light Stone 5B8A / Charcoal Black AM6E / Dark Slate Gray Metallic BA9E / Meteorite Black Metallic DA9E / Asteroid Black Metallic DN1A / Light Dune DN3A / Dune JA6A / Black
Flex	WS	White Suede	6JSC / Kast Silver Metallic 9B8A / Black BQHC / Silver Metallic M6388G / Blackout UH / Tuxedo Black Metallic UX / Ingot Silver Metallic	9PGG / Luster Nickel Metallic M6389A / Sparkle Silver Metallic	M6534D / Titanium M7202D / White Suede	1TBA / Light Stone 5B8A / Charcoal Black AM6E / Dark Slate Gray Metallic BA9E / Meteorite Black Metallic DA9E / Asteroid Black Metallic DN1A / Light Dune DN3A / Dune JA6A / Black
Focus	L1	Spirit Blue Metallic	9B8A / Black JA6A / Black UA / Ebony YYWA / Satin Black YZ9A / Carbon Black	9ATE / Black Foundry Metallic 9PGG / Luster Nickel Metallic M6389A / Sparkle Silver Metallic UA / Ebony YYWA / Satin Black	M6534D / Titanium	1T3A / Medium Light Stone 5B8A / Charcoal Black AM1A / Marble JA6A / Black ZHEA / Ebony
Focus	LP	Electric Gold Pearl	9B8A / Black JA6A / Black UA / Ebony YYWA / Satin Black YZ9A / Carbon Black	9ATE / Black Foundry Metallic 9PGG / Luster Nickel Metallic M6389A / Sparkle Silver Metallic UA / Ebony YYWA / Satin Black	M6534D / Titanium	1T3A / Medium Light Stone 5B8A / Charcoal Black AM1A / Marble JA6A / Black ZHEA / Ebony
Focus	PQ	Race Red	9B8A / Black JA6A / Black UA / Ebony YYWA / Satin Black YZ9A / Carbon Black	9ATE / Black Foundry Metallic 9PGG / Luster Nickel Metallic M6389A / Sparkle Silver Metallic UA / Ebony YYWA / Satin Black	M6534D / Titanium	1T3A / Medium Light Stone 5B8A / Charcoal Black AM1A / Marble JA6A / Black ZHEA / Ebony
Focus	RR	Ruby Red Metallic	9B8A / Black JA6A / Black UA / Ebony YYWA / Satin Black YZ9A / Carbon Black	9ATE / Black Foundry Metallic 9PGG / Luster Nickel Metallic M6389A / Sparkle Silver Metallic UA / Ebony YYWA / Satin Black	M6534D / Titanium	1T3A / Medium Light Stone 5B8A / Charcoal Black AM1A / Marble JA6A / Black ZHEA / Ebony

# 2013 Ford Color Compatibility Guide

## Guide de compatibilité de couleur • Guía de compatibilidad de color

Model Name	Exterior Color Code	Exterior Color Name	Accent/Accessory	Wheel	Underhood	Interior
Nom du modèle	Code de la couleur extérieure	Nom de la couleur extérieure	Accent/Accessoire	Roue	Sous Le Capot	Intérieur
Nombre del modelo	Código del color exterior	Nombre del color exterior	Acento/ Accesorios	De Rueda	Baja El Capó	Interiores
Focus	UG	White Platinum Pearl	9B8A / Black JA6A / Black UA / Ebony YYWA / Satin Black YZ9A / Carbon Black	9ATE / Black Foundry Metallic 9PGG / Luster Nickel Metallic M6389A / Sparkle Silver Metallic UA / Ebony YYWA / Satin Black	M6534D / Titanium	1T3A / Medium Light Stone 5B8A / Charcoal Black AM1A / Marble JA6A / Black ZHEA / Ebony
Focus	UH	Tuxedo Black Metallic	9B8A / Black JA6A / Black UA / Ebony YYWA / Satin Black YZ9A / Carbon Black	9ATE / Black Foundry Metallic 9PGG / Luster Nickel Metallic M6389A / Sparkle Silver Metallic UA / Ebony YYWA / Satin Black	M6534D / Titanium	1T3A / Medium Light Stone 5B8A / Charcoal Black AM1A / Marble JA6A / Black ZHEA / Ebony
Focus	UJ	Sterling Gray Metallic	9B8A / Black JA6A / Black UA / Ebony YYWA / Satin Black YZ9A / Carbon Black	9ATE / Black Foundry Metallic 9PGG / Luster Nickel Metallic M6389A / Sparkle Silver Metallic UA / Ebony YYWA / Satin Black	M6534D / Titanium	1T3A / Medium Light Stone 5B8A / Charcoal Black AM1A / Marble JA6A / Black ZHEA / Ebony
Focus	UX	Ingot Silver Metallic	9B8A / Black JA6A / Black UA / Ebony YYWA / Satin Black YZ9A / Carbon Black	9ATE / Black Foundry Metallic 9PGG / Luster Nickel Metallic M6389A / Sparkle Silver Metallic UA / Ebony YYWA / Satin Black	M6534D / Titanium	1T3A / Medium Light Stone 5B8A / Charcoal Black AM1A / Marble JA6A / Black ZHEA / Ebony
Focus	YQ	Ice Storm Metallic	9B8A / Black JA6A / Black UA / Ebony YYWA / Satin Black YZ9A / Carbon Black	9ATE / Black Foundry Metallic 9PGG / Luster Nickel Metallic M6389A / Sparkle Silver Metallic UA / Ebony YYWA / Satin Black	M6534D / Titanium	1T3A / Medium Light Stone 5B8A / Charcoal Black AM1A / Marble JA6A / Black ZHEA / Ebony
Focus	YZ	Oxford White	9B8A / Black JA6A / Black UA / Ebony YYWA / Satin Black YZ9A / Carbon Black	9ATE / Black Foundry Metallic 9PGG / Luster Nickel Metallic M6389A / Sparkle Silver Metallic UA / Ebony YYWA / Satin Black	M6534D / Titanium	1T3A / Medium Light Stone 5B8A / Charcoal Black AM1A / Marble JA6A / Black ZHEA / Ebony
Focus	Z9	Blue Candy Tint Metallic	9B8A / Black JA6A / Black UA / Ebony YYWA / Satin Black YZ9A / Carbon Black	9ATE / Black Foundry Metallic 9PGG / Luster Nickel Metallic M6389A / Sparkle Silver Metallic UA / Ebony YYWA / Satin Black	M6534D / Titanium	1T3A / Medium Light Stone 5B8A / Charcoal Black AM1A / Marble JA6A / Black ZHEA / Ebony
Fusion	FQ	Bordeaux Reserve Metallic	9B8A / Black JA6A / Black UA / Ebony	70PC / Flash Gray Metallic 9PGG / Luster Nickel Metallic 9QTG / Dark Stainless Metallic CQ5G / Sparkle Nickel Metallic M6389A / Sparkle Silver Metallic	M6534D / Titanium	5B8A / Charcoal Black AAZE / Charcoal Metallic AM1A / Marble DMDC / Armour Metallic DN1A / Light Dune DN3A / Dune DOAC / Arrowhead Metallic DOCC / Warmth Metallic DY0A / Very Light Earth Gray JA6A / Black
Fusion	J4	Deep Impact Blue Metallic	9B8A / Black JA6A / Black UA / Ebony	70PC / Flash Gray Metallic 9PGG / Luster Nickel Metallic 9QTG / Dark Stainless Metallic CQ5G / Sparkle Nickel Metallic M6389A / Sparkle Silver Metallic	M6534D / Titanium	5B8A / Charcoal Black AAZE / Charcoal Metallic AM1A / Marble DMDC / Armour Metallic DN1A / Light Dune DN3A / Dune DOAC / Arrowhead Metallic DOCC / Warmth Metallic DY0A / Very Light Earth Gray JA6A / Black
Fusion	JY	Ginger Ale Metallic	9B8A / Black JA6A / Black UA / Ebony	70PC / Flash Gray Metallic 9PGG / Luster Nickel Metallic 9QTG / Dark Stainless Metallic CQ5G / Sparkle Nickel Metallic M6389A / Sparkle Silver Metallic	M6534D / Titanium	5B8A / Charcoal Black AAZE / Charcoal Metallic AM1A / Marble DMDC / Armour Metallic DN1A / Light Dune DN3A / Dune DOAC / Arrowhead Metallic DOCC / Warmth Metallic DY0A / Very Light Earth Gray JA6A / Black
Fusion	RR	Ruby Red Metallic	9B8A / Black JA6A / Black UA / Ebony	70PC / Flash Gray Metallic 9PGG / Luster Nickel Metallic 9QTG / Dark Stainless Metallic CQ5G / Sparkle Nickel Metallic M6389A / Sparkle Silver Metallic	M6534D / Titanium	5B8A / Charcoal Black AAZE / Charcoal Metallic AM1A / Marble DMDC / Armour Metallic DN1A / Light Dune DN3A / Dune DOAC / Arrowhead Metallic DOCC / Warmth Metallic DY0A / Very Light Earth Gray JA6A / Black



# 2013 Ford Color Compatibility Guide

Guide de compatibilité de couleur • Guía de compatibilidad de color

Model Name	Exterior Color Code	Exterior Color Name	Accent/Accessory	Wheel	Underhood	Interior
Nom du modèle	Code de la couleur extérieure	Nom de la couleur extérieure	Accent/Accessoire	Roue	Sous Le Capot	Intérieur
Nombre del modelo	Código del color exterior	Nombre del color exterior	Acento/ Accesorios	De Rueda	Baja El Capó	Interiores
Fusion	UG	White Platinum Pearl	9B8A / Black JA6A / Black UA / Ebony	70PC / Flash Gray Metallic 9PGG / Luster Nickel Metallic 9QTG / Dark Stainless Metallic CQ5G / Sparkle Nickel Metallic M6389A / Sparkle Silver Metallic	M6534D / Titanium	5B8A / Charcoal Black AAZE / Charcoal Metallic AM1A / Marble DMDC / Armour Metallic DN1A / Light Dune DN3A / Dune DOAC / Arrowhead Metallic DOCC / Warmth Metallic DY0A / Very Light Earth Gray JA6A / Black
Fusion	UH	Tuxedo Black Metallic	9B8A / Black JA6A / Black UA / Ebony	70PC / Flash Gray Metallic 9PGG / Luster Nickel Metallic 9QTG / Dark Stainless Metallic CQ5G / Sparkle Nickel Metallic M6389A / Sparkle Silver Metallic	M6534D / Titanium	5B8A / Charcoal Black AAZE / Charcoal Metallic AM1A / Marble DMDC / Armour Metallic DN1A / Light Dune DN3A / Dune DOAC / Arrowhead Metallic DOCC / Warmth Metallic DY0A / Very Light Earth Gray JA6A / Black
Fusion	UJ	Sterling Gray Metallic	9B8A / Black JA6A / Black UA / Ebony	70PC / Flash Gray Metallic 9PGG / Luster Nickel Metallic 9QTG / Dark Stainless Metallic CQ5G / Sparkle Nickel Metallic M6389A / Sparkle Silver Metallic	M6534D / Titanium	5B8A / Charcoal Black AAZE / Charcoal Metallic AM1A / Marble DMDC / Armour Metallic DN1A / Light Dune DN3A / Dune DOAC / Arrowhead Metallic DOCC / Warmth Metallic DY0A / Very Light Earth Gray JA6A / Black
Fusion	UX	Ingot Silver Metallic	9B8A / Black JA6A / Black UA / Ebony	70PC / Flash Gray Metallic 9PGG / Luster Nickel Metallic 9QTG / Dark Stainless Metallic CQ5G / Sparkle Nickel Metallic M6389A / Sparkle Silver Metallic	M6534D / Titanium	5B8A / Charcoal Black AAZE / Charcoal Metallic AM1A / Marble DMDC / Armour Metallic DN1A / Light Dune DN3A / Dune DOAC / Arrowhead Metallic DOCC / Warmth Metallic DY0A / Very Light Earth Gray JA6A / Black
Fusion	YQ	Ice Storm Metallic	9B8A / Black JA6A / Black UA / Ebony	70PC / Flash Gray Metallic 9PGG / Luster Nickel Metallic 9QTG / Dark Stainless Metallic CQ5G / Sparkle Nickel Metallic M6389A / Sparkle Silver Metallic	M6534D / Titanium	5B8A / Charcoal Black AAZE / Charcoal Metallic AM1A / Marble DMDC / Armour Metallic DN1A / Light Dune DN3A / Dune DOAC / Arrowhead Metallic DOCC / Warmth Metallic DY0A / Very Light Earth Gray JA6A / Black
Fusion	YZ	Oxford White	9B8A / Black JA6A / Black UA / Ebony	70PC / Flash Gray Metallic 9PGG / Luster Nickel Metallic 9QTG / Dark Stainless Metallic CQ5G / Sparkle Nickel Metallic M6389A / Sparkle Silver Metallic	M6534D / Titanium	5B8A / Charcoal Black AAZE / Charcoal Metallic AM1A / Marble DMDC / Armour Metallic DN1A / Light Dune DN3A / Dune DOAC / Arrowhead Metallic DOCC / Warmth Metallic DY0A / Very Light Earth Gray JA6A / Black
Mark LT	RR	Ruby Red Metallic	6JSC / Kast Silver Metallic YZ9A / Carbon Black		M6539D / Sandalwood M6726D / Laser Red	5B8A / Charcoal Black 9PCC / Obsidian Silver Metallic
Mark LT	UG	White Platinum Pearl	6JSC / Kast Silver Metallic YZ9A / Carbon Black		M6514D / White M6539D / Sandalwood	5B8A / Charcoal Black 9PCC / Obsidian Silver Metallic
Mark LT	UH	Tuxedo Black Metallic	6JSC / Kast Silver Metallic YZ9A / Carbon Black		M6519D / Black M6579D / Smoke	5B8A / Charcoal Black 9PCC / Obsidian Silver Metallic
Mark LT	UX	Ingot Silver Metallic	6JSC / Kast Silver Metallic YZ9A / Carbon Black		M6534D / Titanium M6539D / Sandalwood	5B8A / Charcoal Black 9PCC / Obsidian Silver Metallic
MKS	J1	Kodiak Brown Metallic	9B8A / Black DN4C / Thunder Storm Metallic DN9C / Dark Thunderstorm Metallic M6388G / Blackout YBTA / Medium Dark Platinum	9PGG / Luster Nickel Metallic 9QTG / Dark Stainless Metallic	M6519D / Black M6579D / Smoke	5B8A / Charcoal Black CM9C / Dark Meteorite Coffee Metallic DJ9A / Coffee DN1A / Light Dune JA6A / Black

# 2013 Ford Color Compatibility Guide

Guide de compatibilité de couleur • Guía de compatibilidad de color

Model Name	Exterior Color Code	Exterior Color Name	Accent/Accessory	Wheel	Underhood	Interior
Nom du modèle	Code de la couleur extérieure	Nom de la couleur extérieure	Accent/Accessoire	Roue	Sous Le Capot	Intérieur
Nombre del modelo	Código del color exterior	Nombre del color exterior	Acento/ Accesorios	De Rueda	Baja El Capó	Interiores
MKS	JY	Ginger Ale Metallic	9B8A / Black DN4C / Thunder Storm Metallic DN9C / Dark Thunderstorm Metallic M6388G / Blackout YBTA / Medium Dark Platinum	9PGG / Luster Nickel Metallic 9QTG / Dark Stainless Metallic	M6534D / Titanium M7270D / Ginger Ale	5B8A / Charcoal Black CM9C / Dark Meteorite Coffee Metallic DJ9A / Coffee DN1A / Light Dune JA6A / Black
MKS	JZ	Crystal Champagne Pearl	9B8A / Black DN4C / Thunder Storm Metallic DN9C / Dark Thunderstorm Metallic M6388G / Blackout YBTA / Medium Dark Platinum	9PGG / Luster Nickel Metallic 9QTG / Dark Stainless Metallic	M6534D / Titanium M7202D / White Suede	5B8A / Charcoal Black CM9C / Dark Meteorite Coffee Metallic DJ9A / Coffee DN1A / Light Dune JA6A / Black
MKS	RR	Ruby Red Metallic	9B8A / Black DN4C / Thunder Storm Metallic DN9C / Dark Thunderstorm Metallic M6388G / Blackout YBTA / Medium Dark Platinum	9PGG / Luster Nickel Metallic 9QTG / Dark Stainless Metallic	M6518D / Taupe/ Woodrose M6726D / Laser Red	5B8A / Charcoal Black CM9C / Dark Meteorite Coffee Metallic DJ9A / Coffee DN1A / Light Dune JA6A / Black
MKS	TQ	Smoked Quartz Metallic	9B8A / Black DN4C / Thunder Storm Metallic DN9C / Dark Thunderstorm Metallic M6388G / Blackout YBTA / Medium Dark Platinum	9PGG / Luster Nickel Metallic 9QTG / Dark Stainless Metallic	M6519D / Black M6579D / Smoke	5B8A / Charcoal Black CM9C / Dark Meteorite Coffee Metallic DJ9A / Coffee DN1A / Light Dune JA6A / Black
MKS	UG	White Platinum Pearl	9B8A / Black DN4C / Thunder Storm Metallic DN9C / Dark Thunderstorm Metallic M6388G / Blackout YBTA / Medium Dark Platinum	9PGG / Luster Nickel Metallic 9QTG / Dark Stainless Metallic	M6534D / Titanium M7202D / White Suede	5B8A / Charcoal Black CM9C / Dark Meteorite Coffee Metallic DJ9A / Coffee DN1A / Light Dune JA6A / Black
MKS	UH	Tuxedo Black Metallic	9B8A / Black DN4C / Thunder Storm Metallic DN9C / Dark Thunderstorm Metallic M6388G / Blackout YBTA / Medium Dark Platinum	9PGG / Luster Nickel Metallic 9QTG / Dark Stainless Metallic	M6519D / Black M6579D / Smoke	5B8A / Charcoal Black CM9C / Dark Meteorite Coffee Metallic DJ9A / Coffee DN1A / Light Dune JA6A / Black
MKS	Z6	Silver Diamond Pearl	9B8A / Black DN4C / Thunder Storm Metallic DN9C / Dark Thunderstorm Metallic M6388G / Blackout YBTA / Medium Dark Platinum	9PGG / Luster Nickel Metallic 9QTG / Dark Stainless Metallic	M6534D / Titanium	5B8A / Charcoal Black CM9C / Dark Meteorite Coffee Metallic DJ9A / Coffee DN1A / Light Dune JA6A / Black
MKT	J1	Kodiak Brown Metallic	9B8A / Black DM8C / Dark Storm Metallic DN9C / Dark Thunderstorm Metallic M6388G / Blackout UA / Ebony YZ9A / Carbon Black	9PGG / Luster Nickel Metallic	M6519D / Black M6534D / Titanium	1TBA / Light Stone 5B8A / Charcoal Black CM9C / Dark Meteorite Coffee Metallic DJ9A / Coffee DN1A / Light Dune DT7A / Hazelnut JA6A / Black
MKT	JY	Ginger Ale Metallic	9B8A / Black DM8C / Dark Storm Metallic DN9C / Dark Thunderstorm Metallic M6388G / Blackout UA / Ebony YZ9A / Carbon Black	9PGG / Luster Nickel Metallic	M6534D / Titanium M7270D / Ginger Ale	1TBA / Light Stone 5B8A / Charcoal Black CM9C / Dark Meteorite Coffee Metallic DJ9A / Coffee DN1A / Light Dune DT7A / Hazelnut JA6A / Black
MKT	JZ	Crystal Champagne Pearl	9B8A / Black DM8C / Dark Storm Metallic DN9C / Dark Thunderstorm Metallic M6388G / Blackout UA / Ebony YZ9A / Carbon Black	9PGG / Luster Nickel Metallic	M6534D / Titanium M7202D / White Suede	1TBA / Light Stone 5B8A / Charcoal Black CM9C / Dark Meteorite Coffee Metallic DJ9A / Coffee DN1A / Light Dune DT7A / Hazelnut JA6A / Black
MKT	RR	Ruby Red Metallic	9B8A / Black DM8C / Dark Storm Metallic DN9C / Dark Thunderstorm Metallic M6388G / Blackout UA / Ebony YZ9A / Carbon Black	9PGG / Luster Nickel Metallic	M6534D / Titanium M6726D / Laser Red	1TBA / Light Stone 5B8A / Charcoal Black CM9C / Dark Meteorite Coffee Metallic DJ9A / Coffee DN1A / Light Dune DT7A / Hazelnut JA6A / Black
MKT	TQ	Smoked Quartz Metallic	9B8A / Black DM8C / Dark Storm Metallic DN9C / Dark Thunderstorm Metallic M6388G / Blackout UA / Ebony YZ9A / Carbon Black	9PGG / Luster Nickel Metallic	M6519D / Black M6534D / Titanium	1TBA / Light Stone 5B8A / Charcoal Black CM9C / Dark Meteorite Coffee Metallic DJ9A / Coffee DN1A / Light Dune DT7A / Hazelnut JA6A / Black
MKT	UG	White Platinum Pearl	9B8A / Black DM8C / Dark Storm Metallic DN9C / Dark Thunderstorm Metallic M6388G / Blackout UA / Ebony YZ9A / Carbon Black	9PGG / Luster Nickel Metallic	M6534D / Titanium M7202D / White Suede	1TBA / Light Stone 5B8A / Charcoal Black CM9C / Dark Meteorite Coffee Metallic DJ9A / Coffee DN1A / Light Dune DT7A / Hazelnut JA6A / Black



# 2013 Ford Color Compatibility Guide

Guide de compatibilité de couleur • Guía de compatibilidad de color

Model Name	Exterior Color Code	Exterior Color Name	Accent/Accessory	Wheel	Underhood	Interior
Nom du modèle	Code de la couleur extérieure	Nom de la couleur extérieure	Accent/Accessoire	Roue	Sous Le Capot	Intérieur
Nombre del modelo	Código del color exterior	Nombre del color exterior	Acento/ Accesorios	De Rueda	Baja El Capó	Interiores
MKT	UH	Tuxedo Black Metallic	9B8A / Black DM8C / Dark Storm Metallic DN9C / Dark Thunderstorm Metallic M6388G / Blackout UA / Ebony YZ9A / Carbon Black	9PGG / Luster Nickel Metallic	M6519D / Black M6534D / Titanium	1TBA / Light Stone 5B8A / Charcoal Black CM9C / Dark Meteorite Coffee Metallic DJ9A / Coffee DN1A / Light Dune DT7A / Hazelnut JA6A / Black
MKT	LX	Ingot Silver Metallic	9B8A / Black DM8C / Dark Storm Metallic DN9C / Dark Thunderstorm Metallic M6388G / Blackout UA / Ebony YZ9A / Carbon Black	9PGG / Luster Nickel Metallic	M6534D / Titanium	1TBA / Light Stone 5B8A / Charcoal Black CM9C / Dark Meteorite Coffee Metallic DJ9A / Coffee DN1A / Light Dune DT7A / Hazelnut JA6A / Black
MKX	J1	Kodiak Brown Metallic	M6388G / Blackout UA / Ebony	9PGG / Luster Nickel Metallic	M6519D / Black M6534D / Titanium	1T3A / Medium Light Stone 1TBA / Light Stone 5B8A / Charcoal Black 7Y7A / Dusk Gray 8N8C / Alloy Metallic AU5A / Canyon BE4C / Burnished Bronze Metallic BQ1C / Brightness Silver Metallic JA6A / Black
MKX	JY	Ginger Ale Metallic	M6388G / Blackout UA / Ebony	9PGG / Luster Nickel Metallic	M6519D / Black M6534D / Titanium M7270D / Ginger Ale	1T3A / Medium Light Stone 1TBA / Light Stone 5B8A / Charcoal Black 7Y7A / Dusk Gray 8N8C / Alloy Metallic AU5A / Canyon BE4C / Burnished Bronze Metallic BQ1C / Brightness Silver Metallic JA6A / Black
MKX	JZ	Crystal Champagne Pearl	M6388G / Blackout UA / Ebony	9PGG / Luster Nickel Metallic	M6534D / Titanium M7202D / White Suede	1T3A / Medium Light Stone 1TBA / Light Stone 5B8A / Charcoal Black 7Y7A / Dusk Gray 8N8C / Alloy Metallic AU5A / Canyon BE4C / Burnished Bronze Metallic BQ1C / Brightness Silver Metallic JA6A / Black
MKX	RR	Ruby Red Metallic	M6388G / Blackout UA / Ebony	9PGG / Luster Nickel Metallic	M6534D / Titanium M6726D / Laser Red	1T3A / Medium Light Stone 1TBA / Light Stone 5B8A / Charcoal Black 7Y7A / Dusk Gray 8N8C / Alloy Metallic AU5A / Canyon BE4C / Burnished Bronze Metallic BQ1C / Brightness Silver Metallic JA6A / Black
MKX	TQ	Smoked Quartz Metallic	M6388G / Blackout UA / Ebony	9PGG / Luster Nickel Metallic	M6519D / Black M6534D / Titanium	1T3A / Medium Light Stone 1TBA / Light Stone 5B8A / Charcoal Black 7Y7A / Dusk Gray 8N8C / Alloy Metallic AU5A / Canyon BE4C / Burnished Bronze Metallic BQ1C / Brightness Silver Metallic JA6A / Black
MKX	UG	White Platinum Pearl	M6388G / Blackout UA / Ebony	9PGG / Luster Nickel Metallic	M6534D / Titanium M7202D / White Suede	1T3A / Medium Light Stone 1TBA / Light Stone 5B8A / Charcoal Black 7Y7A / Dusk Gray 8N8C / Alloy Metallic AU5A / Canyon BE4C / Burnished Bronze Metallic BQ1C / Brightness Silver Metallic JA6A / Black
MKX	UH	Tuxedo Black Metallic	M6388G / Blackout UA / Ebony	9PGG / Luster Nickel Metallic	M6519D / Black M6534D / Titanium	1T3A / Medium Light Stone 1TBA / Light Stone 5B8A / Charcoal Black 7Y7A / Dusk Gray 8N8C / Alloy Metallic AU5A / Canyon BE4C / Burnished Bronze Metallic BQ1C / Brightness Silver Metallic JA6A / Black

# 2013 Ford Color Compatibility Guide

Guide de compatibilité de couleur • Guía de compatibilidad de color

Model Name	Exterior Color Code	Exterior Color Name	Accent/Accessory	Wheel	Underhood	Interior
Nom du modèle	Code de la couleur extérieure	Nom de la couleur extérieure	Accent/Accessoire	Roue	Sous Le Capot	Intérieur
Nombre del modelo	Código del color exterior	Nombre del color exterior	Acenro/Acessoriois	De Rueda	Baja El Capó	Interiores
MKX	UX	Ingot Silver Metallic	M6388G / Blackout UA / Ebony	9PGG / Luster Nickel Metallic	M6534D / Titanium	1T3A / Medium Light Stone 1TBA / Light Stone 5B8A / Charcoal Black 7Y7A / Dusk Gray 8N8C / Alloy Metallic AU5A / Canyon BE4C / Burnished Bronze Metallic BQ1C / Brightness Silver Metallic JA6A / Black
MKZ	FQ	Bordeaux Reserve Metallic	9B8A / Black M6388G / Blackout UA / Ebony YBTA / Medium Dark Platinum	9PGG / Luster Nickel Metallic	M6534D / Titanium	5B8A / Charcoal Black AM1A / Marble DJ9A / Coffee DN1A / Light Dune DP3C / Cascata Metallic DY0A / Very Light Earth Gray DZ8E / Bistre Metallic JA6A / Black
MKZ	JY	Ginger Ale Metallic	9B8A / Black M6388G / Blackout UA / Ebony YBTA / Medium Dark Platinum	9PGG / Luster Nickel Metallic	M6534D / Titanium	5B8A / Charcoal Black AM1A / Marble DJ9A / Coffee DN1A / Light Dune DP3C / Cascata Metallic DY0A / Very Light Earth Gray DZ8E / Bistre Metallic JA6A / Black
MKZ	JZ	Crystal Champagne Pearl	9B8A / Black M6388G / Blackout UA / Ebony YBTA / Medium Dark Platinum	9PGG / Luster Nickel Metallic	M6534D / Titanium	5B8A / Charcoal Black AM1A / Marble DJ9A / Coffee DN1A / Light Dune DP3C / Cascata Metallic DY0A / Very Light Earth Gray DZ8E / Bistre Metallic JA6A / Black
MKZ	RR	Ruby Red Metallic	9B8A / Black M6388G / Blackout UA / Ebony YBTA / Medium Dark Platinum	9PGG / Luster Nickel Metallic	M6534D / Titanium	5B8A / Charcoal Black AM1A / Marble DJ9A / Coffee DN1A / Light Dune DP3C / Cascata Metallic DY0A / Very Light Earth Gray DZ8E / Bistre Metallic JA6A / Black
MKZ	TQ	Smoked Quartz Metallic	9B8A / Black M6388G / Blackout UA / Ebony YBTA / Medium Dark Platinum	9PGG / Luster Nickel Metallic	M6534D / Titanium	5B8A / Charcoal Black AM1A / Marble DJ9A / Coffee DN1A / Light Dune DP3C / Cascata Metallic DY0A / Very Light Earth Gray DZ8E / Bistre Metallic JA6A / Black
MKZ	UG	White Platinum Pearl	9B8A / Black M6388G / Blackout UA / Ebony YBTA / Medium Dark Platinum	9PGG / Luster Nickel Metallic	M6534D / Titanium	5B8A / Charcoal Black AM1A / Marble DJ9A / Coffee DN1A / Light Dune DP3C / Cascata Metallic DY0A / Very Light Earth Gray DZ8E / Bistre Metallic JA6A / Black
MKZ	UH	Tuxedo Black Metallic	9B8A / Black M6388G / Blackout UA / Ebony YBTA / Medium Dark Platinum	9PGG / Luster Nickel Metallic	M6534D / Titanium	5B8A / Charcoal Black AM1A / Marble DJ9A / Coffee DN1A / Light Dune DP3C / Cascata Metallic DY0A / Very Light Earth Gray DZ8E / Bistre Metallic JA6A / Black
MKZ	UX	Ingot Silver Metallic	9B8A / Black M6388G / Blackout UA / Ebony YBTA / Medium Dark Platinum	9PGG / Luster Nickel Metallic	M6534D / Titanium	5B8A / Charcoal Black AM1A / Marble DJ9A / Coffee DN1A / Light Dune DP3C / Cascata Metallic DY0A / Very Light Earth Gray DZ8E / Bistre Metallic JA6A / Black



# 2013 Ford Color Compatibility Guide

Guide de compatibilité de couleur • Guía de compatibilidad de color

Model Name	Exterior Color Code	Exterior Color Name	Accent/Accessory	Wheel	Underhood	Interior
Nom du modèle	Code de la couleur extérieure	Nom de la couleur extérieure	Accent/Accessoire	Roue	Sous Le Capot	Intérieur
Nombre del modelo	Código del color exterior	Nombre del color exterior	Acento/ Accesorios	De Rueda	Baja El Capó	Interiores
MKZ	YQ	Ice Storm Metallic	9B8A / Black M6388G / Blackout UA / Ebony YBTA / Medium Dark Platinum	9PGG / Luster Nickel Metallic	M6534D / Titanium	5B8A / Charcoal Black AM1A / Marble DJ9A / Coffee DN1A / Light Dune DP3C / Cascata Metallic DY0A / Very Light Earth Gray DZ8E / Bistre Metallic JA6A / Black
Mustang	BY	School Bus Yellow	4NWE / Alloy Metallic 9B8A / Black 9QRE / Sterling Gray Metallic 9QTG / Dark Stainless Metallic M6388G / Blackout UA / Ebony	4MYE / Dark Neutral Metallic 9ATE / Black Foundry Metallic 9PGG / Luster Nickel Metallic 9QRE / Sterling Gray Metallic 9QTG / Dark Stainless Metallic M6389A / Sparkle Silver Metallic UA / Ebony XPQC / Argent Metallic	M6534D / Titanium	1TBA / Light Stone 5B8A / Charcoal Black AM6E / Dark Slate Gray Metallic JA6A / Black
Mustang	CI	Grabber Blue	9AYE / Tuxedo Black Metallic 9B8A / Black 9QRE / Sterling Gray Metallic 9QTG / Dark Stainless Metallic M6388G / Blackout UA / Ebony	4MYE / Dark Neutral Metallic 9ATE / Black Foundry Metallic 9PGG / Luster Nickel Metallic 9QRE / Sterling Gray Metallic 9QTG / Dark Stainless Metallic M6389A / Sparkle Silver Metallic UA / Ebony XPQC / Argent Metallic	M6534D / Titanium	5B8A / Charcoal Black AM6E / Dark Slate Gray Metallic JA6A / Black
Mustang	HD	Green Envy Pearl	4NWE / Alloy Metallic 9B8A / Black 9QRE / Sterling Gray Metallic 9QTG / Dark Stainless Metallic M6388G / Blackout UA / Ebony	4MYE / Dark Neutral Metallic 9ATE / Black Foundry Metallic 9PGG / Luster Nickel Metallic 9QRE / Sterling Gray Metallic 9QTG / Dark Stainless Metallic M6389A / Sparkle Silver Metallic UA / Ebony XPQC / Argent Metallic	M6534D / Titanium	5B8A / Charcoal Black AM6E / Dark Slate Gray Metallic JA6A / Black
Mustang	HP	Hi Performance White	4NWE / Alloy Metallic 9B8A / Black 9QRE / Sterling Gray Metallic 9QTG / Dark Stainless Metallic M6388G / Blackout UA / Ebony	4MYE / Dark Neutral Metallic 9ATE / Black Foundry Metallic 9PGG / Luster Nickel Metallic 9QRE / Sterling Gray Metallic 9QTG / Dark Stainless Metallic M6389A / Sparkle Silver Metallic UA / Ebony XPQC / Argent Metallic	M6534D / Titanium	1TBA / Light Stone 5B8A / Charcoal Black AM6E / Dark Slate Gray Metallic JA6A / Black
Mustang	J4	Deep Impact Blue Metallic	4NWE / Alloy Metallic 9B8A / Black 9QRE / Sterling Gray Metallic 9QTG / Dark Stainless Metallic M6388G / Blackout UA / Ebony	4MYE / Dark Neutral Metallic 9ATE / Black Foundry Metallic 9PGG / Luster Nickel Metallic 9QRE / Sterling Gray Metallic 9QTG / Dark Stainless Metallic M6389A / Sparkle Silver Metallic UA / Ebony XPQC / Argent Metallic	M6579D / Smoke	1TBA / Light Stone 5B8A / Charcoal Black AM6E / Dark Slate Gray Metallic JA6A / Black
Mustang	PQ	Race Red	9AYE / Tuxedo Black Metallic 9B8A / Black 9QRE / Sterling Gray Metallic 9QTG / Dark Stainless Metallic M6388G / Blackout UA / Ebony	4MYE / Dark Neutral Metallic 9ATE / Black Foundry Metallic 9PGG / Luster Nickel Metallic 9QRE / Sterling Gray Metallic 9QTG / Dark Stainless Metallic M6389A / Sparkle Silver Metallic UA / Ebony XPQC / Argent Metallic	M6534D / Titanium	1TBA / Light Stone 5B8A / Charcoal Black AM6E / Dark Slate Gray Metallic JA6A / Black
Mustang	RZ	Red Candy 2 Metallic	4NWE / Alloy Metallic 9B8A / Black 9QRE / Sterling Gray Metallic 9QTG / Dark Stainless Metallic M6388G / Blackout UA / Ebony	4MYE / Dark Neutral Metallic 9ATE / Black Foundry Metallic 9PGG / Luster Nickel Metallic 9QRE / Sterling Gray Metallic 9QTG / Dark Stainless Metallic M6389A / Sparkle Silver Metallic UA / Ebony XPQC / Argent Metallic	M6534D / Titanium	1TBA / Light Stone 5B8A / Charcoal Black AM6E / Dark Slate Gray Metallic JA6A / Black
Mustang	UA	Ebony	9AYE / Tuxedo Black Metallic 9B8A / Black 9QRE / Sterling Gray Metallic 9QTG / Dark Stainless Metallic M6388G / Blackout UA / Ebony	4MYE / Dark Neutral Metallic 9ATE / Black Foundry Metallic 9PGG / Luster Nickel Metallic 9QRE / Sterling Gray Metallic 9QTG / Dark Stainless Metallic M6389A / Sparkle Silver Metallic UA / Ebony XPQC / Argent Metallic	M6579D / Smoke	1TBA / Light Stone 5B8A / Charcoal Black AM6E / Dark Slate Gray Metallic JA6A / Black

# 2013 Ford Color Compatibility Guide

Guide de compatibilité de couleur • Guía de compatibilidad de color

Model Name	Exterior Color Code	Exterior Color Name	Accent/Accessory	Wheel	Underhood	Interior
Nom du modèle	Code de la couleur extérieure	Nom de la couleur extérieure	Accent/Accessoire	Roue	Sous Le Capot	Intérieur
Nombre del modelo	Código del color exterior	Nombre del color exterior	Acento/Accessorios	De Rueda	Baja El Capó	Interiores
Mustang	UJ	Sterling Gray Metallic	9AYE / Tuxedo Black Metallic 9B8A / Black 9QRE / Sterling Gray Metallic 9QTG / Dark Stainless Metallic M6388G / Blackout UA / Ebony	4MYE / Dark Neutral Metallic 9ATE / Black Foundry Metallic 9PGG / Luster Nickel Metallic 9QRE / Sterling Gray Metallic 9QTG / Dark Stainless Metallic M6389A / Sparkle Silver Metallic UA / Ebony XPQC / Argent Metallic	M6579D / Smoke	1TBA / Light Stone 5B8A / Charcoal Black AM6E / Dark Slate Gray Metallic JA6A / Black
Mustang	UX	Ingot Silver Metallic	4NWE / Alloy Metallic 9B8A / Black 9QRE / Sterling Gray Metallic 9QTG / Dark Stainless Metallic M6388G / Blackout UA / Ebony	4MYE / Dark Neutral Metallic 9ATE / Black Foundry Metallic 9PGG / Luster Nickel Metallic 9QRE / Sterling Gray Metallic 9QTG / Dark Stainless Metallic M6389A / Sparkle Silver Metallic UA / Ebony XPQC / Argent Metallic	M6534D / Titanium	1TBA / Light Stone 5B8A / Charcoal Black AM6E / Dark Slate Gray Metallic JA6A / Black
Navigator	J1	Kodiak Brown Metallic	M6388G / Blackout UA / Ebony	M6389A / Sparkle Silver Metallic	M6579D / Smoke	1T3A / Medium Light Stone 1TBA / Light Stone 5B8A / Charcoal Black 8N8C / Alloy Metallic BE4C / Burnished Bronze Metallic JA6A / Black
Navigator	N1	Blue Jeans Metallic	M6388G / Blackout UA / Ebony	M6389A / Sparkle Silver Metallic	M6579D / Smoke	1T3A / Medium Light Stone 1TBA / Light Stone 5B8A / Charcoal Black 8N8C / Alloy Metallic BE4C / Burnished Bronze Metallic JA6A / Black
Navigator	RR	Ruby Red Metallic	M6388G / Blackout UA / Ebony	M6389A / Sparkle Silver Metallic	M6539D / Sandalwood	1T3A / Medium Light Stone 1TBA / Light Stone 5B8A / Charcoal Black 8N8C / Alloy Metallic BE4C / Burnished Bronze Metallic JA6A / Black
Navigator	UG	White Platinum Pearl	M6388G / Blackout UA / Ebony	M6389A / Sparkle Silver Metallic	M6539D / Sandalwood	1T3A / Medium Light Stone 1TBA / Light Stone 5B8A / Charcoal Black 8N8C / Alloy Metallic BE4C / Burnished Bronze Metallic JA6A / Black
Navigator	UH	Tuxedo Black Metallic	M6388G / Blackout UA / Ebony	M6389A / Sparkle Silver Metallic	M6579D / Smoke	1T3A / Medium Light Stone 1TBA / Light Stone 5B8A / Charcoal Black 8N8C / Alloy Metallic BE4C / Burnished Bronze Metallic JA6A / Black
Navigator	UJ	Sterling Gray Metallic	M6388G / Blackout UA / Ebony	M6389A / Sparkle Silver Metallic	M6579D / Smoke	1T3A / Medium Light Stone 1TBA / Light Stone 5B8A / Charcoal Black 8N8C / Alloy Metallic BE4C / Burnished Bronze Metallic JA6A / Black
Navigator	UX	Ingot Silver Metallic	M6388G / Blackout UA / Ebony	M6389A / Sparkle Silver Metallic	M6539D / Sandalwood	1T3A / Medium Light Stone 1TBA / Light Stone 5B8A / Charcoal Black 8N8C / Alloy Metallic BE4C / Burnished Bronze Metallic JA6A / Black
Taurus	J1	Kodiak Brown Metallic	9B8A / Black APPC / Foundry Gray Metallic M6388G / Blackout	9PGG / Luster Nickel Metallic M6389A / Sparkle Silver Metallic	M6519D / Black M6579D / Smoke	5B8A / Charcoal Black 8QCC / Moonstone Metallic AM6E / Dark Slate Gray Metallic BA9E / Meteorite Black Metallic BQ1C / Brightness Silver Metallic DN1A / Light Dune DN3A / Dune JA6A / Black
Taurus	J4	Deep Impact Blue Metallic	9B8A / Black APPC / Foundry Gray Metallic M6388G / Blackout	9PGG / Luster Nickel Metallic M6389A / Sparkle Silver Metallic	M6519D / Black M6579D / Smoke	5B8A / Charcoal Black 8QCC / Moonstone Metallic AM6E / Dark Slate Gray Metallic BA9E / Meteorite Black Metallic BQ1C / Brightness Silver Metallic DN1A / Light Dune DN3A / Dune JA6A / Black



# 2013 Ford Color Compatibility Guide

Guide de compatibilité de couleur • Guía de compatibilidad de color

Model Name	Exterior Color Code	Exterior Color Name	Accent/Accessory	Wheel	Underhood	Interior
Nom du modèle	Code de la couleur extérieure	Nom de la couleur extérieure	Accent/Accessoire	Roue	Sous Le Capot	Intérieur
Nombre del modelo	Código del color exterior	Nombre del color exterior	Accento/ Accesorios	De Rueda	Baja El Capó	Interiores
Taurus	JY	Ginger Ale Metallic	9B8A / Black APPC / Foundry Gray Metallic M6388G / Blackout	9PGG / Luster Nickel Metallic M6389A / Sparkle Silver Metallic	M6534D / Titanium M7270D / Ginger Ale	5B8A / Charcoal Black 8QCC / Moonstone Metallic AM6E / Dark Slate Gray Metallic BA9E / Meteorite Black Metallic BQ1C / Brightness Silver Metallic DN1A / Light Dune DN3A / Dune JA6A / Black
Taurus	RR	Ruby Red Metallic	9B8A / Black APPC / Foundry Gray Metallic M6388G / Blackout	9PGG / Luster Nickel Metallic M6389A / Sparkle Silver Metallic	M6518D / Taupe/Woodrose M6726D / Laser Red	5B8A / Charcoal Black 8QCC / Moonstone Metallic AM6E / Dark Slate Gray Metallic BA9E / Meteorite Black Metallic BQ1C / Brightness Silver Metallic DN1A / Light Dune DN3A / Dune JA6A / Black
Taurus	UG	White Platinum Pearl	9B8A / Black APPC / Foundry Gray Metallic M6388G / Blackout	9PGG / Luster Nickel Metallic M6389A / Sparkle Silver Metallic	M6534D / Titanium M7202D / White Suede	5B8A / Charcoal Black 8QCC / Moonstone Metallic AM6E / Dark Slate Gray Metallic BA9E / Meteorite Black Metallic BQ1C / Brightness Silver Metallic DN1A / Light Dune DN3A / Dune JA6A / Black
Taurus	UH	Tuxedo Black Metallic	9B8A / Black APPC / Foundry Gray Metallic M6388G / Blackout	9PGG / Luster Nickel Metallic M6389A / Sparkle Silver Metallic	M6519D / Black M6579D / Smoke	5B8A / Charcoal Black 8QCC / Moonstone Metallic AM6E / Dark Slate Gray Metallic BA9E / Meteorite Black Metallic BQ1C / Brightness Silver Metallic DN1A / Light Dune DN3A / Dune JA6A / Black
Taurus	UJ	Sterling Gray Metallic	9B8A / Black APPC / Foundry Gray Metallic M6388G / Blackout	9PGG / Luster Nickel Metallic M6389A / Sparkle Silver Metallic	M6579D / Smoke	5B8A / Charcoal Black 8QCC / Moonstone Metallic AM6E / Dark Slate Gray Metallic BA9E / Meteorite Black Metallic BQ1C / Brightness Silver Metallic DN1A / Light Dune DN3A / Dune JA6A / Black
Taurus	UX	Ingot Silver Metallic	9B8A / Black APPC / Foundry Gray Metallic M6388G / Blackout	9PGG / Luster Nickel Metallic M6389A / Sparkle Silver Metallic	M6534D / Titanium	5B8A / Charcoal Black 8QCC / Moonstone Metallic AM6E / Dark Slate Gray Metallic BA9E / Meteorite Black Metallic BQ1C / Brightness Silver Metallic DN1A / Light Dune DN3A / Dune JA6A / Black
Taurus	W6	NX Green Gem 2 Metallic	9B8A / Black APPC / Foundry Gray Metallic M6388G / Blackout	9PGG / Luster Nickel Metallic M6389A / Sparkle Silver Metallic	M6519D / Black M6579D / Smoke	5B8A / Charcoal Black 8QCC / Moonstone Metallic AM6E / Dark Slate Gray Metallic BA9E / Meteorite Black Metallic BQ1C / Brightness Silver Metallic DN1A / Light Dune DN3A / Dune JA6A / Black
Taurus	YZ	Oxford White	9B8A / Black APPC / Foundry Gray Metallic M6388G / Blackout	9PGG / Luster Nickel Metallic M6389A / Sparkle Silver Metallic	M6514D / White M6534D / Titanium	5B8A / Charcoal Black 8QCC / Moonstone Metallic AM6E / Dark Slate Gray Metallic BA9E / Meteorite Black Metallic BQ1C / Brightness Silver Metallic DN1A / Light Dune DN3A / Dune JA6A / Black
Transit	BY	School Bus Yellow	JAGA / Black YYWA / Satin Black	M6389A / Sparkle Silver Metallic ZMGA / Accuride White		5B8A / Charcoal Black JA6A / Black
Transit	E4	Vermilion	JAGA / Black YYWA / Satin Black	M6389A / Sparkle Silver Metallic ZMGA / Accuride White		5B8A / Charcoal Black JA6A / Black
Transit	G3	Pueblo Gold Metallic	JAGA / Black YYWA / Satin Black	M6389A / Sparkle Silver Metallic ZMGA / Accuride White		5B8A / Charcoal Black JA6A / Black
Transit	N1	Blue Jeans Metallic	JAGA / Black YYWA / Satin Black	M6389A / Sparkle Silver Metallic ZMGA / Accuride White		5B8A / Charcoal Black JA6A / Black
Transit	PQ	Race Red	JAGA / Black YYWA / Satin Black	M6389A / Sparkle Silver Metallic ZMGA / Accuride White		5B8A / Charcoal Black JA6A / Black

# 2013 Ford Color Compatibility Guide


Guide de compatibilité de couleur • Guía de compatibilidad de color

Model Name	Exterior Color Code	Exterior Color Name	Accent/Accessory	Wheel	Underhood	Interior
Nom du modèle	Code de la couleur extérieure	Nom de la couleur extérieure	Accent/Accessoire	Roue	Sous Le Capot	Intérieur
Nombre del modelo	Código del color exterior	Nombre del color exterior	Acento/Accessorios	De Rueda	Baja El Capó	Interiores
Transit	UH	Tuxedo Black Metallic	JAGA / Black YYWA / Satin Black	M6389A / Sparkle Silver Metallic ZMGA / Accuride White		5B8A / Charcoal Black JAGA / Black
Transit	UJ	Sterling Gray Metallic	JAGA / Black YYWA / Satin Black	M6389A / Sparkle Silver Metallic ZMGA / Accuride White		5B8A / Charcoal Black JAGA / Black
Transit	UX	Ingot Silver Metallic	JAGA / Black YYWA / Satin Black	M6389A / Sparkle Silver Metallic ZMGA / Accuride White		5B8A / Charcoal Black JAGA / Black
Transit	W6	NX Green Gem 2 Metallic	JAGA / Black YYWA / Satin Black	M6389A / Sparkle Silver Metallic ZMGA / Accuride White		5B8A / Charcoal Black JAGA / Black
Transit	YZ	Oxford White	JAGA / Black YYWA / Satin Black	M6389A / Sparkle Silver Metallic ZMGA / Accuride White		5B8A / Charcoal Black JAGA / Black
Transit Connect	HI	Tectonic Silver Metallic	5MWA / Torque Gray 5PTC / Platinum Silver YYWA / Satin Black ZHEA / Ebony	M6389A / Sparkle Silver Metallic		6DEA / Dark Pewter YYWA / Satin Black
Transit Connect	NS	Noisette Metallic	5MWA / Torque Gray 5PTC / Platinum Silver YYWA / Satin Black ZHEA / Ebony	M6389A / Sparkle Silver Metallic		6DEA / Dark Pewter YYWA / Satin Black
Transit Connect	PQ	Race Red	5MWA / Torque Gray 5PTC / Platinum Silver YYWA / Satin Black ZHEA / Ebony	M6389A / Sparkle Silver Metallic		6DEA / Dark Pewter YYWA / Satin Black
Transit Connect	RY	Mars Red Metallic	5MWA / Torque Gray 5PTC / Platinum Silver YYWA / Satin Black ZHEA / Ebony	M6389A / Sparkle Silver Metallic		6DEA / Dark Pewter YYWA / Satin Black
Transit Connect	TY	Moondust Silver Metallic	5MWA / Torque Gray 5PTC / Platinum Silver YYWA / Satin Black ZHEA / Ebony	M6389A / Sparkle Silver Metallic		6DEA / Dark Pewter YYWA / Satin Black
Transit Connect	UE	Panther Black Metallic	5MWA / Torque Gray 5PTC / Platinum Silver YYWA / Satin Black ZHEA / Ebony	M6389A / Sparkle Silver Metallic		6DEA / Dark Pewter YYWA / Satin Black
Transit Connect	UT	Avalon Metallic	5MWA / Torque Gray 5PTC / Platinum Silver YYWA / Satin Black ZHEA / Ebony	M6389A / Sparkle Silver Metallic		6DEA / Dark Pewter YYWA / Satin Black
Transit Connect	UV	Blazer Blue	5MWA / Torque Gray 5PTC / Platinum Silver YYWA / Satin Black ZHEA / Ebony	M6389A / Sparkle Silver Metallic		6DEA / Dark Pewter YYWA / Satin Black
Transit Connect	Z2	Frozen White	5MWA / Torque Gray 5PTC / Platinum Silver YYWA / Satin Black ZHEA / Ebony	M6389A / Sparkle Silver Metallic		6DEA / Dark Pewter YYWA / Satin Black



## Paint Code Location

Emplacements des codes de peinture  
Ubicación del código de pintura



### Glove Box

Boîte à gants  
Guantera

*All models except those listed.*

### Driver Side Door Edge

Bord de porte, côté conducteur  
Borde de la puerta del lado del conductor

*Chevrolet Impala*

### Driver's Side Door Jamb

Montant de la porte du cote conducteur  
Marco de la puerta del lado del conductor

*Chevrolet Impala*

### Passenger Side Door Edge

Bord de porte, côté passager  
Borde de la puerta del lado del pasajero

*Chevrolet Express, GMC Savana*

### Passenger Side B Pillar

Montant milieu, côté passager  
Pilar B dellado del pasajero

*Chevrolet Express, GMC Savana*

### Inner Rear Compartment

Compartiment intérieur arrière  
Compartimento trasero interior

*Cadillac SRX, Chevrolet Camaro, Chevrolet Volt*

### Spare Tire Wheel Well

Logement de roue de secours  
Compartimento de la rueda de auxilio

*Cadillac ATS / CTS / XTS, Chevrolet Malibu*

# 2013 General Motors

Buick / Chevrolet / Cadillac / GMC

## Assembly Plant Codes (11th character of VIN)

Code de usine de montage (11ème caractère du NIV)

Código de planta ensambladora (11avo carácter de NIV)

<b>Plant Code</b> Code de l'usine Código de planta	<b>Plant</b> Usine Planta	<b>Model</b> Modèle Modelo
B	Bupyeong, So. Korea	Encore
C	Changwon, So. Korea	Spark
F	Fairfax II (Kansas City)	Malibu / LaCrosse
F	Flint	Silverado / Sierra
G	Silao	Avalanche / Escalade EXT / Silverado / Sierra / Suburban
J	Lansing Delta Township	Acadia / Enclave / Traverse
K	Kunsan, So. Korea	Orlando
L	San Luis Potosi	Trax
R	Arlington	Escalade / Suburban / Tahoe / Yukon / Yukon XL / Escalade ESV
S	Ramos Arizpe	SRX / Captiva Sport / Sonic
U	Detroit / Hamtramck	Malibu / Volt
Z	Fort Wayne	Silverado / Sierra
0	Lansing Grand River	CTS / ATS
1	Oshawa	Impala / Camaro / Regal / Equinox / XTS
1	Wentzville	Express / Savana
4	Orion	Sonic / Verano
5	Bowling Green	Corvette
6	Ingersoll, Ontario (Cami)	Equinox / Terrain
7	Lordstown	Cruze
9	Oshawa	Camero / Impala / Regal / Equinox / XTS
Z	Spring Hill	Equinox / Terrian

Based on information received from Car Manufacturers, the data contained herein is presumed to be correct. However, we cannot assume responsibility for error or change. These colors are intended for identification purposes only. They are only representative of the colors and cannot be considered as color standards.

Selon les renseignements reçus des constructeurs de véhicules automobiles, on présume que les données contenues aux présentes sont correctes. Toutefois, nous déclinons toute responsabilité quant aux erreurs ou aux modifications. Ces couleurs ne sont présentées qu'à des fins d'identification. Elles ne sont qu'une représentation des couleurs et ne peuvent être considérées comme des normes de couleur.


Sobre la base de la información recibida de los Fabricantes de Automóviles, se presume que la información contenida en la presente es correcta. Sin embargo, no podemos asumir responsabilidades por errores o cambios. Los colores son a modo identificatorio solamente. Solo son representativos de los colores y no pueden ser considerados como estándares de color.



# 2013 General Motors

Buick / Chevrolet / Cadillac / GMC

## Exterior • Extérieur • Exteriores



**WA101V, GWS**  
B/C  
Silver Topaz Metallic



**WA102V, GWT**  
B/C  
Champagne Silver Metallic




**WA103V, GWU**  
B/C  
Pinot Noir Metallic




**WA104V, GWV**  
B/C  
Golden Globe Metallic



**WA105V, GWX**  
B/C  
Subterranean Metallic



**WA106V, GWY**  
B/C  
Atlantis Blue Metallic



**WA111V, GXD**  
B/C  
Orange U Glad



**WA121V, GXG**  
B/C  
Iridium Metallic



**WA122V, GXH** B/C  
Berlin Blue Metallic



**WA126V** B/C  
Liquid Platinum Metallic



**WA194V, GXR** B/C  
Mond Gray Metallic



**WA195V, GXQ** B/C  
Infinity Blue Metallic



**WA196V, GXS** B/C  
Cyclone Gray Metallic




**WA197V, GXP** B/C  
Flame Orange Metallic



**WA198V, GXT** B/C  
Sand Gray Metallic



**WA202V, GYV** B/C  
Urban Titanium Gray Metallic



**WA203V, GYN** B/C  
Snowflake White Pearl



**WA204V, GYO** B/C  
Deep Espresso Brown Metallic




**WA205V, GYM** B/C  
Satin Steel Gray Metallic



**WA206V, GYL** B/C  
Sandy Beach Brown Metallic



**WA207V, GYK** B/C  
Mystic Moonlight Blue Metallic



**WA208V, GYU** B/C  
Ice Breeze Metallic



**WA213M, GIW**  
B/C  
Graystone Metallic



**WA244V, G4C** B/C  
Royal Solid Blue



**WA253A, 86** B/C  
Wheatland Yellow




**WA300N, 45**  
3 Stage  
Velocity Yellow Tintcoat



**WA316N, GAO**  
B/C  
Gold Mist Metallic



**WA406P, 48** B/C  
All Terrain Blue



**WA411P, 75** B/C  
Techno Gray Metallic



**WA412P, GCE** B/C  
Sonoma Jewel Metallic



# 2013 General Motors

Buick / Chevrolet / Cadillac / GMC


## Exterior • Extérieur • Exteriores




**WA417P, GLH** B/C  
Kevlava Gray Metallic



**WA501Q, GAR**  
B/C  
Carbon Flash Metallic



**WA502Q, GCR**  
B/C  
Inferno Orange Metallic



**WA505Q, GBE**  
3 Stage  
Crystal Claret Tintcoat



**WA518Q, GVV**  
B/C  
Mocha Bronze Metallic



**WA560Q, GBR**  
3 Stage  
Platinum Ice Metallic



**WA590Q, GKP**  
3 Stage  
Mary Kay Pink Pearl V




**WA633H, G8F**  
B/C  
Sunset Orange Metallic




**WA636R, GAN**  
B/C  
Switchblade  
Silver Metallic



**WA637R, GBV**  
B/C  
Cyber Gray Metallic



**WA638R, GBD**  
B/C  
Aqua Blue Metallic



**WA681R, GCS**  
B/C  
Velvet Red Metallic



**WA683R, GCW**  
B/C  
Misty Lake Metallic



**WA703S, GBU**  
B/C  
Ice White




**WA705U, GTR**  
B/C  
Opulent Blue Metallic



**WA706S, GHA**  
B/C  
Magna Steel Metallic



**WA707S, GGW**  
B/C  
Dark Labyrinth Metallic



**WA715S, GGT**  
B/C  
Seraph Orange Metallic



**WA715U, GNX**  
B/C  
Bottle Green Metallic



**WA717R, GGE**  
B/C  
Super Red



**WA718S, GGU**  
B/C  
Evolution Blue Metallic



**WA722J, 25** B/C  
Dark Ming Blue Metallic




**WA726R, GJT**  
B/C  
Green Cocktail Metallic



**WA726S, GGZ**  
B/C  
Sheer Silver Metallic



**WA726U, GUD**  
B/C  
Honey Mellow Yellow




**WA727U, GUC**  
B/C  
Bluebell Blue Metallic



**WA729R, GJS**  
B/C  
Ice Teal Metallic



**WA730S, GHD**  
B/C  
Switchblade Silver  
Metallic - Low Gloss



**WA749U, GUF**  
B/C  
Mineral Oil Blue Metallic



**WA800J, GBN**  
3 Stage  
White Diamond Pearl



# 2013 General Motors

Buick / Chevrolet / Cadillac / GMC

## Exterior • Extérieur • Exteriores



**WA810T, GLJ B/C**  
Ashen Gray Metallic




**WA814T, GLC B/C**  
Urban Fresh Tricoat



**WA815T, GLK**  
3 Stage  
Black Diamond Tricoat



**WA818T, GLB B/C**  
Sonic Blue Metallic



**WA819P,  
WA819T, GLF B/C**  
Space Blue Metallic



**WA8554, 40 B/C**  
White



**WA8555, GBA**  
B/C  
Black



**WA8624, GAZ**  
B/C  
Olympic White



**WA891T, GQK**  
B/C  
Gunsmoke Gray Metallic




**WA892T, GOZ**  
B/C  
Daydream Beige Metallic



**WA895T, GQM**  
B/C  
Boracay Blue Metallic




**WA896T, GQL**  
B/C  
Luscious Kiss  
Pink Metallic



**WA9075, 70 B/C**  
Torch Red



**WA911L, 42 B/C**  
Dark Tarnished  
Silver Metallic




**WA9260, GCN**  
B/C  
Victory Red



**WA928L, 46 B/C**  
Stealth Gray Metallic



**WA929L, 15 B/C**  
Cashmere Metallic



**WA933L, GTS B/C**  
Luxo Blue Metallic



**WA9414, GCO**  
B/C  
Yellow



**WA9539, 47 B/C**  
Medium Green Metallic



**WA9567, 10 B/C**  
Arctic White

# 2013 General Motors

Buick / Chevrolet / Cadillac / GMC

## Interior • Intérieur • Interiores




**WA5A195A, 52**  
Medium Neutral II



**WA104D, 82**  
Opel Gray



**WA149B, 15**  
Shale



**WA167A, 19**  
Ebony



**WA184D, 92**  
Medium Dark Pewter II



**WA185V**  
Indian Coral



**WA188V** B/C  
Indian Coral



**WA210V**  
Mink



**WA217M**  
Cobalt Red



**WA226M**  
Argentanium Metallic




**WA311N**  
Light Titanium



**WA312N**  
Medium Titanium



**WA313N**  
Dark Titanium



**WA324N**  
Nova Silver Metallic



**WA325N** B/C  
Frosted Nickel Metallic




**WA328N**  
Light Titanium Granite



**WA330N**  
Urban



**WA331N**  
Light Urban



**WA336X** B/C  
Adrenaline Red



**WA413P**  
Cocoa



**WA422P**  
Brick



**WA424P** B/C  
Piano Black



**WA454G**  
Cadillac White



**WA476N**  
Charcoal Metallic



**WA503F**  
Light Wheat



**WA514Q**  
Dune



**WA521Q**  
Very Light Linen



**WA527Q**  
Refined Silver Metallic



**WA558Q**  
Graphite Silver Metallic




**WA600R**  
Jet Black



# 2013 General Motors

Buick / Chevrolet / Cadillac / GMC

## Interior • Intérieur • Interiores



**WA6246** B/C  
Dark Argent Metallic



**WA642H, 69**  
Very Dark Pewter



**WA700S**  
Black Carbon Metallic



**WA702S**  
Brownstone



**WA706U**  
Caramel Tan



**WA714U** B/C  
Athos Beige Metallic



**WA715R**  
Polar Silver Metallic



**WA717R** B/C  
Super Red



**WA721R**  
Jade Black



**WA736S** B/C  
Inferno Orange Metallic




**WA737S** B/C  
Light Neutral Metallic



**WA738S** B/C  
Graphite Silver Metallic



**WA747U**  
Morello Red



**WA771S** B/C  
Spice Red



**WA777U** B/C  
PC Carbon Flash  
Metallic



**WA792S**  
Dark Galvanized



**WA795U** B/C  
Berlin Blue Metallic



**WA801U** B/C  
Performance Argent  
Metallic



**WA802U** B/C  
Performance Black



**WA803T**  
Light Platinum



**WA811U**  
Mineral Silver Metallic



**WA830K**  
Light Cashmere



**WA831S** B/C  
Astro Silver Metallic



**WA834T** B/C  
Very Light Platinum



**WA844T**  
Dark Urban



**WA845T**  
Medium Urban



**WA854T** B/C  
Sky Cool Gray



**WA859T**  
Saddle Up



**WA875T** 3 Stage  
Ceramic White Metallic



**WA876T** B/C  
Dark Argent Silver  
Metallic

B/C - Basecoat/Clearcoat Color    B/C - Couche de base/couche transparente    B/C - Base color/transparente

3 Stage - Groundcoat + Midcoat    3 Stage - Couche de fond à étapes + couche médiane    3 Stage - Capa inferior de 3 etapas + capa intermedia

# 2013 General Motors

Buick / Chevrolet / Cadillac / GMC

## Interior • Intérieur • Interiores



**WA877T** B/C  
Frosted Nickel Metallic




**WA882T**  
Medium Dark Cocoa



**WA8920**  
Medium Dash  
Gray Metallic



**WA923T** B/C  
Choccachino




**WA935L**  
Very Dark Cashmere



**WA955T**  
Mojave




**WA9772, 52**  
Light Neutral



**WA999K**  
Dark Ash Gray


## Underhood • Sous Le Capot • Baja El Capó




**WA123E**  
Moonstone




**WA154A** B/C  
Dark Adriatic Blue



**WA195D**  
Madrid Red



**WA224E**  
Generic Medium Gray



**WA225A**  
Generic Gray



**WA230A** B/C  
Light Driftwood



**WA233A** B/C  
Medium Green



**WA304C**  
Generic Red/Pink



**WA5358**  
Generic Gunmetal



**WA571Q**  
Mary Kay Pink



**WA688H** B/C  
Ultra Silver



**WA857K**  
Light Spiral Gray



**WA874K** B/C  
Medium Spiral Gray



**WA8774**  
Bright Red




**WA915T**  
Light Green Blue

**WA9753** B/C  
Bright White



## Wheel • Roue • De Rueda



**WA162D** B/C  
Medium Gray Metallic



**WA234M** B/C  
Blade Silver Metallic



**WA263M**  
Midnight Silver Metallic



**WA6248** B/C  
Silver Metallic



**WA6272** B/C  
Light Argent Metallic



**WA6277** B/C  
Gray



**WA731J** B/C  
Dark Satin  
Nickel Metallic




**WA784U**  
Satin Graphite Metallic



**WA837K** B/C  
Warm Nickel Metallic




**WA8945** B/C  
Charcoal Gray Metallic




**WA9021** B/C  
Silver Metallic



**WA9243** B/C  
Gunmetal Metallic



**WA951K** B/C  
Light Gray Metallic



**WA9752** B/C  
Bavarian Silver Metallic

# 2013 General Motors

Buick / Chevrolet / Cadillac / GMC

## Accent/Accessory • Accent/Accessoire • Acento/Accessoriois



**1011468**  
Black Matte - Low Gloss



**D250** B/C  
Off Black



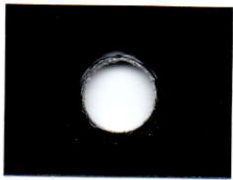
**W12A848** B/C  
Black (Eggshell)



**W20A848** B/C  
Black (Eggshell)



**W30A848** B/C  
Black (Satin)



**W40A848** B/C  
Black (Satin)



**W50A848** B/C  
Black (Semi-Gloss)




**W5A848**  
Black (Matte / Flat)



**W60A848** B/C  
Black (Semi-Gloss)



**WA150V**  
Gotham Metallic



**WA207D** B/C  
Dark Charcoal



**WA267M** B/C  
Light Silver Metallic



**WA501F** B/C  
Dark Smoke Gray



**WA529Q** B/C  
Dark Cocoa Ash Metallic



**WA569F** B/C  
Sterling Silver Metallic



**WA578Q** B/C  
Light Silver Metallic



**WA598F**  
Anthracite



**WA6246** B/C  
Charcoal Gray Metallic



**WA646H** B/C  
Charcoal Metallic



**WA724F**  
Gen III Silver Metallic



**WA733J** B/C  
Satin Nickel Metallic



**WA848** B/C  
Black



**WA8867** B/C  
Ultra Silver Metallic



**WA9428** B/C  
Spectre Gray Metallic



**WA9967** B/C  
Sparkle Silver Metallic



# 2013 General Motors Color Compatibility Guide

Guide de compatibilité de couleur • Guía de compatibilidad de color

The Color Compatibility Guide is a tool to help identify colors found on a production vehicle not represented as a color code on the Paint Identification Label. The data contained herein is presumed to be correct, based on the color documentation provided by the General Motors Corporation, however we cannot assume any responsibility for error or change.

## How To Use The Color Compatibility Guide

The guide is listed in alphabetical order by Model and by the Exterior "WA" number color code (ie. WA501 Q). To locate the Exterior WA number color code found on the Paint Identification Label, refer to the General Motors Color Code Location diagram found on page 58 of the Color Manual. After locating the correct Model and Exterior Color Code in the Color Compatibility Guide, go to the Accent Color Class column for the vehicle part. A color chip representation of each code is shown in the color chip sections of the Color Manual.

Note: Color chips may not be found in the Color Manual under the same category (Accent Color Class) as represented within the Color Compatibility Guide. Refer to all chip sections for a color chip representation.

**For the latest color information please visit FormulaExpress® Color Formula Retrieval System online.**

Le guide de compatibilité des couleurs est un outil visant à aider l'utilisateur à identifier les couleurs d'un véhicule de série non représentées sous forme de code de couleur sur l'étiquette d'identification de peinture. On présume que les renseignements contenus aux présentes sont corrects, selon la documentation sur les couleurs fournie par la General Motors Corporation; toutefois, nous nous dégageons de toute responsabilité relative aux erreurs ou aux modifications.

## Comment utiliser le guide de compatibilité des couleurs

Le guide est organisé en ordre alphabétique par modèle et par code « WA » de couleur extérieure (par exemple, WA501 Q). Pour localiser le code WA de couleur extérieure sur l'étiquette d'identification de peinture, veuillez vous reporter au diagramme d'emplacement des codes de couleur de General Motors, aux page 58 du guide des couleurs. Une fois le modèle et le code de couleur extérieure localisés dans le guide de compatibilité des couleurs, consultez la colonne des catégories de couleurs accents pour la pièce du véhicule concernée. Une pastille de couleur est montrée pour chacun des codes dans la section appropriée du guide des couleurs.

Remarque : Les pastilles de couleurs peuvent ne pas se trouver dans la même catégorie dans le guide des couleurs (catégorie de couleur accent) que dans le guide de compatibilité des couleurs. Veuillez vous reporter à toutes les sections comprenant des pastilles de couleurs pour une bonne représentation des pastilles.

**Pour les renseignements les plus récents au sujet des couleurs, veuillez utiliser le système en ligne d'extraction des formules couleurs FormulaExpress<sup>MD</sup>.**

La Guía de compatibilidad de colores es una herramienta para ayudar a identificar los colores que se encuentran en un vehículo de producción que no están representados como un código de color en la Etiqueta de identificación de pintura. Se presume que los datos contenidos en la presente son correctos sobre la base de la documentación sobre colores proporcionada por General Motors Corporation; sin embargo, no podemos asumir ninguna responsabilidad por errores o cambios.

## Cómo usar la Guía de compatibilidad de colores

La guía está organizada en orden alfabético por modelo y por el número de código de color exterior "WA" (es decir, WA501 Q). Para ubicar el número de código de color exterior WA que se encuentra en la Etiqueta de identificación de pintura, consulte el diagrama "Ubicación del código de color de General Motors" que se encuentra en la página 58 del Manual de colores. Después de ubicar el Modelo y el Código del color exterior correcto en la Guía de compatibilidad de colores, diríjase a la columna "Clase del color de acento" para la parte del vehículo. Se muestra una representación en la muestra de color para cada código en las secciones de muestras de color del Manual de colores.

Nota: Es posible que las muestras de color no se encuentren en el Manual de colores bajo la misma categoría (Clase de color de acento) que se representan dentro de la Guía de compatibilidad de colores. Consulte todas las secciones de muestra para obtener la representación de la muestra de un color.

**Para obtener la última información sobre colores, por favor visite el sistema de recuperación de fórmulas de colores FormulaExpress® en Internet.**



# 2013 General Motors Color Compatibility Guide

Guide de compatibilité de couleur • Guía de compatibilidad de color

Model Name	Exterior Color Code	Exterior Color Name	Accent/Accessory	Wheel	Underhood	Interior
Nom du modèle	Code de la couleur extérieure	Nom de la couleur extérieure	Accent/Accessoire	Roue	Sous Le Capot	Intérieur
Nombre del modelo	Código del color exterior	Nombre del color exterior	Acento/ Accesorios	De Rueda	Baja El Capó	Interiores
Acadia	WA102V / GWT	Champagne Silver Metallic	W12A848 / Black (Eggshell)	WA6272 / Light Argent Metallic WA731J / Dark Satin Nickel Metallic WA9752 / Bavarian Silver Metallic WA9967 / Sparkle Silver Metallic		WA167A / Ebony WA311N / Light Titanium WA313N / Dark Titanium WA935L / Very Dark Cashmere
Acadia	WA106V / GWY	Atlantis Blue Metallic	W12A848 / Black (Eggshell)	WA6272 / Light Argent Metallic WA731J / Dark Satin Nickel Metallic WA9752 / Bavarian Silver Metallic WA9967 / Sparkle Silver Metallic		WA167A / Ebony WA311N / Light Titanium WA313N / Dark Titanium WA935L / Very Dark Cashmere
Acadia	WA121V / GXG	Iridium Metallic	W12A848 / Black (Eggshell)	WA6272 / Light Argent Metallic WA731J / Dark Satin Nickel Metallic WA9752 / Bavarian Silver Metallic WA9967 / Sparkle Silver Metallic		WA167A / Ebony WA311N / Light Titanium WA313N / Dark Titanium WA413P / Cocoa WA514Q / Dune WA935L / Very Dark Cashmere
Acadia	WA501Q / GAR	Carbon Flash Metallic	W12A848 / Black (Eggshell)	WA6272 / Light Argent Metallic WA731J / Dark Satin Nickel Metallic WA9752 / Bavarian Silver Metallic WA9967 / Sparkle Silver Metallic		WA167A / Ebony WA311N / Light Titanium WA313N / Dark Titanium WA413P / Cocoa WA514Q / Dune WA935L / Very Dark Cashmere
Acadia	WA505Q / GBE	Crystal Claret Tintcoat	W12A848 / Black (Eggshell)	WA6272 / Light Argent Metallic WA731J / Dark Satin Nickel Metallic WA9752 / Bavarian Silver Metallic WA9967 / Sparkle Silver Metallic		WA167A / Ebony WA311N / Light Titanium WA313N / Dark Titanium WA413P / Cocoa WA514Q / Dune WA935L / Very Dark Cashmere
Acadia	WA636R / GAN	Switchblade Silver Metallic	W12A848 / Black (Eggshell)	WA6272 / Light Argent Metallic WA731J / Dark Satin Nickel Metallic WA9752 / Bavarian Silver Metallic WA9967 / Sparkle Silver Metallic		WA167A / Ebony WA311N / Light Titanium WA313N / Dark Titanium WA413P / Cocoa WA514Q / Dune WA935L / Very Dark Cashmere
Acadia	WA637R / GBV	Cyber Gray Metallic	W12A848 / Black (Eggshell)	WA6272 / Light Argent Metallic WA731J / Dark Satin Nickel Metallic WA9752 / Bavarian Silver Metallic WA9967 / Sparkle Silver Metallic		WA167A / Ebony WA311N / Light Titanium WA313N / Dark Titanium WA935L / Very Dark Cashmere
Acadia	WA800J / GBN	White Diamond Pearl	W12A848 / Black (Eggshell)	WA6272 / Light Argent Metallic WA731J / Dark Satin Nickel Metallic WA9752 / Bavarian Silver Metallic WA9967 / Sparkle Silver Metallic		WA167A / Ebony WA311N / Light Titanium WA313N / Dark Titanium WA413P / Cocoa WA514Q / Dune WA935L / Very Dark Cashmere
Acadia	WA8554 / 40	White	W12A848 / Black (Eggshell)	WA6272 / Light Argent Metallic WA731J / Dark Satin Nickel Metallic WA9752 / Bavarian Silver Metallic WA9967 / Sparkle Silver Metallic		WA167A / Ebony WA311N / Light Titanium WA313N / Dark Titanium WA413P / Cocoa WA514Q / Dune WA935L / Very Dark Cashmere
ATS	WA101V / GWS	Silver Topaz Metallic	W12A848 / Black (Eggshell) WA150V / Gotham Metallic WA207D / Dark Charcoal	WA234M / Blade Silver Metallic		WA424P / Piano Black WA600R / Jet Black WA702S / Brownstone WA706U / Caramel Tan WA747U / Morello Red WA803T / Light Platinum
ATS	WA102V / GWT	Champagne Silver Metallic	W12A848 / Black (Eggshell) WA150V / Gotham Metallic WA207D / Dark Charcoal	WA234M / Blade Silver Metallic		WA424P / Piano Black WA600R / Jet Black WA702S / Brownstone WA706U / Caramel Tan WA747U / Morello Red WA803T / Light Platinum
ATS	WA104V / GMV	Golden Globe Metallic	W12A848 / Black (Eggshell) WA150V / Gotham Metallic WA207D / Dark Charcoal	WA234M / Blade Silver Metallic		WA424P / Piano Black WA600R / Jet Black WA702S / Brownstone WA706U / Caramel Tan WA747U / Morello Red WA803T / Light Platinum
ATS	WA417P / GLH	Kevlava Gray Metallic	W12A848 / Black (Eggshell) WA150V / Gotham Metallic WA207D / Dark Charcoal	WA234M / Blade Silver Metallic		WA424P / Piano Black WA600R / Jet Black WA702S / Brownstone WA706U / Caramel Tan WA747U / Morello Red WA803T / Light Platinum
ATS	WA505Q / GBE	Crystal Claret Tintcoat	W12A848 / Black (Eggshell) WA150V / Gotham Metallic WA207D / Dark Charcoal	WA234M / Blade Silver Metallic		WA424P / Piano Black WA600R / Jet Black WA702S / Brownstone WA747U / Morello Red WA803T / Light Platinum



# 2013 General Motors Color Compatibility Guide

Guide de compatibilité de couleur • Guía de compatibilidad de color

Model Name	Exterior Color Code	Exterior Color Name	Accent/Accessory	Wheel	Underhood	Interior
Nom du modèle	Code de la couleur extérieure	Nom de la couleur extérieure	Accent/Accessoire	Roue	Sous Le Capot	Intérieur
Nombre del modelo	Código del color exterior	Nombre del color exterior	Acento/ Accesorios	De Rueda	Baja El Capó	Interiores
ATS	WA590Q / GKP	Mary Kay Pink Pearl V	W12A848 / Black (Eggshell) WA150V / Gotham Metallic WA207D / Dark Charcoal	WA234M / Blade Silver Metallic		WA424P / Piano Black WA600R / Jet Black WA702S / Brownstone WA803T / Light Platinum
ATS	WA636R / GAN	Switchblade Silver Metallic	W12A848 / Black (Eggshell) WA150V / Gotham Metallic WA207D / Dark Charcoal	WA234M / Blade Silver Metallic		WA424P / Piano Black WA600R / Jet Black WA702S / Brownstone WA706U / Caramel Tan WA747U / Morello Red WA803T / Light Platinum
ATS	WA705U / GTR	Opulent Blue Metallic	W12A848 / Black (Eggshell) WA150V / Gotham Metallic WA207D / Dark Charcoal	WA234M / Blade Silver Metallic		WA424P / Piano Black WA600R / Jet Black WA702S / Brownstone WA803T / Light Platinum
ATS	WA800J / GBN	White Diamond Pearl	W12A848 / Black (Eggshell) WA150V / Gotham Metallic WA207D / Dark Charcoal	WA234M / Blade Silver Metallic		WA424P / Piano Black WA600R / Jet Black WA702S / Brownstone WA706U / Caramel Tan WA747U / Morello Red WA803T / Light Platinum
ATS	WA815T / GLK	Black Diamond Tricoat	W12A848 / Black (Eggshell) WA150V / Gotham Metallic WA207D / Dark Charcoal	WA234M / Blade Silver Metallic		WA424P / Piano Black WA600R / Jet Black WA702S / Brownstone WA706U / Caramel Tan WA747U / Morello Red WA803T / Light Platinum
ATS	WA8555 / GBA	Black	W12A848 / Black (Eggshell) WA150V / Gotham Metallic WA207D / Dark Charcoal	WA234M / Blade Silver Metallic		WA424P / Piano Black WA600R / Jet Black WA702S / Brownstone WA706U / Caramel Tan WA747U / Morello Red WA803T / Light Platinum
Avalanche	WA103V / GWU	Pinot Noir Metallic	W12A848 / Black (Eggshell) W30A848 / Black (Satin) WA8867 / Ultra Silver Metallic	WA9967 / Sparkle Silver Metallic		WA167A / Ebony WA311N / Light Titanium WA313N / Dark Titanium WA830K / Light Cashmere WA935L / Very Dark Cashmere
Avalanche	WA636R / GAN	Switchblade Silver Metallic	W12A848 / Black (Eggshell) W30A848 / Black (Satin) WA8867 / Ultra Silver Metallic	WA9967 / Sparkle Silver Metallic		WA167A / Ebony WA311N / Light Titanium WA313N / Dark Titanium WA830K / Light Cashmere WA935L / Very Dark Cashmere
Avalanche	WA707S / GGW	Dark Labyrinth Metallic	W12A848 / Black (Eggshell) W30A848 / Black (Satin) WA8867 / Ultra Silver Metallic	WA9967 / Sparkle Silver Metallic		WA167A / Ebony WA311N / Light Titanium WA313N / Dark Titanium WA830K / Light Cashmere WA935L / Very Dark Cashmere
Avalanche	WA715U / GNX	Bottle Green Metallic	W12A848 / Black (Eggshell) W30A848 / Black (Satin) WA8867 / Ultra Silver Metallic	WA9967 / Sparkle Silver Metallic		WA167A / Ebony WA311N / Light Titanium WA313N / Dark Titanium WA830K / Light Cashmere WA935L / Very Dark Cashmere
Avalanche	WA718S / GGU	Evolution Blue Metallic	W12A848 / Black (Eggshell) W30A848 / Black (Satin) WA8867 / Ultra Silver Metallic	WA9967 / Sparkle Silver Metallic		WA167A / Ebony WA311N / Light Titanium WA313N / Dark Titanium WA830K / Light Cashmere WA935L / Very Dark Cashmere
Avalanche	WA800J / GBN	White Diamond Pearl	W12A848 / Black (Eggshell) W30A848 / Black (Satin) WA8867 / Ultra Silver Metallic	WA9967 / Sparkle Silver Metallic		WA167A / Ebony WA311N / Light Titanium WA313N / Dark Titanium WA830K / Light Cashmere WA935L / Very Dark Cashmere
Avalanche	WA8555 / GBA	Black	W12A848 / Black (Eggshell) W30A848 / Black (Satin) WA8867 / Ultra Silver Metallic	WA9967 / Sparkle Silver Metallic		WA167A / Ebony WA311N / Light Titanium WA313N / Dark Titanium WA830K / Light Cashmere WA935L / Very Dark Cashmere
Avalanche	WA8624 / GAZ	Olympic White	W12A848 / Black (Eggshell) W30A848 / Black (Satin) WA8867 / Ultra Silver Metallic	WA9967 / Sparkle Silver Metallic		WA167A / Ebony WA311N / Light Titanium WA313N / Dark Titanium WA830K / Light Cashmere WA935L / Very Dark Cashmere
Avalanche	WA9260 / GCN	Victory Red	W12A848 / Black (Eggshell) W30A848 / Black (Satin) WA8867 / Ultra Silver Metallic	WA9967 / Sparkle Silver Metallic		WA167A / Ebony WA311N / Light Titanium WA313N / Dark Titanium



# 2013 General Motors Color Compatibility Guide

## Guide de compatibilité de couleur • Guía de compatibilidad de color

Model Name	Exterior Color Code	Exterior Color Name	Accent/Accessory	Wheel	Underhood	Interior
Nom du modèle	Code de la couleur extérieure	Nom de la couleur extérieure	Accent/Accessoire	Roue	Sous Le Capot	Intérieur
Nombre del modelo	Código del color exterior	Nombre del color exterior	Accento/ Accesorios	De Rueda	Baja El Capó	Interiores
Avalanche	WA928L / 46	Stealth Gray Metallic	W12A848 / Black (Eggshell) W30A848 / Black (Satin) WA8867 / Ultra Silver Metallic	WA9967 / Sparkle Silver Metallic		WA167A / Ebony WA311N / Light Titanium WA313N / Dark Titanium WA830K / Light Cashmere WA935L / Very Dark Cashmere
Avalanche	WA933L / GTS	Luxo Blue Metallic	W12A848 / Black (Eggshell) W30A848 / Black (Satin) WA8867 / Ultra Silver Metallic	WA9967 / Sparkle Silver Metallic		WA167A / Ebony WA311N / Light Titanium WA313N / Dark Titanium WA830K / Light Cashmere WA935L / Very Dark Cashmere
Camaro	WA122V / GXH	Berlin Blue Metallic	WA724F / Gen III Silver Metallic W5A848 / Black (Matte / Flat) W12A848 / Black (Eggshell) W20A848 / Black (Eggshell) W30A848 / Black (Satin) W40A848 / Black (Satin) W50A848 / Black (Semi-Gloss) W60A848 / Black (Semi-Gloss) WA848 / Black	WA162D / Medium Gray Metallic WA234M / Blade Silver Metallic WA263M / Midnight Silver Metallic WA569F / Sterling Silver Metallic WA8555 / Black WA9752 / Bavarian Silver Metallic		WA311N / Light Titanium WA312N / Medium Titanium WA558Q / Graphite Silver Metallic WA600R / Jet Black WA736S / Inferno Orange Metallic WA737S / Light Neutral Metallic WA738S / Graphite Silver Metallic WA777U / PC Carbon Flash Metallic WA795U / Berlin Blue Metallic WA831S / Astro Silver Metallic WA955T / Mojave WA9772 / Light Neutral
Camaro	WA502Q / GCR	Inferno Orange Metallic	WA724F / Gen III Silver Metallic W5A848 / Black (Matte / Flat) W12A848 / Black (Eggshell) W20A848 / Black (Eggshell) W30A848 / Black (Satin) W40A848 / Black (Satin) W50A848 / Black (Semi-Gloss) W60A848 / Black (Semi-Gloss) WA848 / Black	WA162D / Medium Gray Metallic WA234M / Blade Silver Metallic WA263M / Midnight Silver Metallic WA569F / Sterling Silver Metallic WA8555 / Black WA9752 / Bavarian Silver Metallic		WA311N / Light Titanium WA312N / Medium Titanium WA558Q / Graphite Silver Metallic WA600R / Jet Black WA736S / Inferno Orange Metallic WA737S / Light Neutral Metallic WA738S / Graphite Silver Metallic WA777U / PC Carbon Flash Metallic WA831S / Astro Silver Metallic WA9772 / Light Neutral
Camaro	WA505Q / GBE	Crystal Claret Tintcoat	WA724F / Gen III Silver Metallic W5A848 / Black (Matte / Flat) W12A848 / Black (Eggshell) W20A848 / Black (Eggshell) W30A848 / Black (Satin) W40A848 / Black (Satin) W50A848 / Black (Semi-Gloss) W60A848 / Black (Semi-Gloss) WA848 / Black	WA162D / Medium Gray Metallic WA234M / Blade Silver Metallic WA263M / Midnight Silver Metallic WA569F / Sterling Silver Metallic WA8555 / Black WA9752 / Bavarian Silver Metallic		WA311N / Light Titanium WA312N / Medium Titanium WA558Q / Graphite Silver Metallic WA600R / Jet Black WA736S / Inferno Orange Metallic WA737S / Light Neutral Metallic WA738S / Graphite Silver Metallic WA777U / PC Carbon Flash Metallic WA795U / Berlin Blue Metallic WA831S / Astro Silver Metallic WA955T / Mojave WA9772 / Light Neutral
Camaro	WA636R / GAN	Switchblade Silver Metallic	WA724F / Gen III Silver Metallic W5A848 / Black (Matte / Flat) W12A848 / Black (Eggshell) W20A848 / Black (Eggshell) W30A848 / Black (Satin) W40A848 / Black (Satin) W50A848 / Black (Semi-Gloss) W60A848 / Black (Semi-Gloss) WA848 / Black	WA162D / Medium Gray Metallic WA234M / Blade Silver Metallic WA263M / Midnight Silver Metallic WA569F / Sterling Silver Metallic WA8555 / Black WA9752 / Bavarian Silver Metallic		WA311N / Light Titanium WA312N / Medium Titanium WA558Q / Graphite Silver Metallic WA600R / Jet Black WA736S / Inferno Orange Metallic WA737S / Light Neutral Metallic WA738S / Graphite Silver Metallic WA777U / PC Carbon Flash Metallic WA795U / Berlin Blue Metallic WA831S / Astro Silver Metallic WA955T / Mojave WA9772 / Light Neutral
Camaro	WA637R / GBV	Cyber Gray Metallic	WA724F / Gen III Silver Metallic W5A848 / Black (Matte / Flat) W12A848 / Black (Eggshell) W20A848 / Black (Eggshell) W30A848 / Black (Satin) W40A848 / Black (Satin) W50A848 / Black (Semi-Gloss) W60A848 / Black (Semi-Gloss) WA848 / Black	WA162D / Medium Gray Metallic WA234M / Blade Silver Metallic WA263M / Midnight Silver Metallic WA569F / Sterling Silver Metallic WA8555 / Black WA9752 / Bavarian Silver Metallic		WA311N / Light Titanium WA312N / Medium Titanium WA558Q / Graphite Silver Metallic WA600R / Jet Black WA736S / Inferno Orange Metallic WA737S / Light Neutral Metallic WA738S / Graphite Silver Metallic WA777U / PC Carbon Flash Metallic WA795U / Berlin Blue Metallic WA831S / Astro Silver Metallic WA955T / Mojave WA9772 / Light Neutral
Camaro	WA810T / GLJ	Ashen Gray Metallic	WA724F / Gen III Silver Metallic W5A848 / Black (Matte / Flat) W12A848 / Black (Eggshell) W20A848 / Black (Eggshell) W30A848 / Black (Satin) W40A848 / Black (Satin) W50A848 / Black (Semi-Gloss) W60A848 / Black (Semi-Gloss) WA848 / Black	WA162D / Medium Gray Metallic WA234M / Blade Silver Metallic WA263M / Midnight Silver Metallic WA569F / Sterling Silver Metallic WA8555 / Black WA9752 / Bavarian Silver Metallic		WA311N / Light Titanium WA312N / Medium Titanium WA558Q / Graphite Silver Metallic WA600R / Jet Black WA736S / Inferno Orange Metallic WA737S / Light Neutral Metallic WA738S / Graphite Silver Metallic WA777U / PC Carbon Flash Metallic WA795U / Berlin Blue Metallic WA831S / Astro Silver Metallic WA955T / Mojave WA9772 / Light Neutral



# 2013 General Motors Color Compatibility Guide

Guide de compatibilité de couleur • Guía de compatibilidad de color

Model Name	Exterior Color Code	Exterior Color Name	Accent/Accessory	Wheel	Underhood	Interior
Nom du modèle	Code de la couleur extérieure	Nom de la couleur extérieure	Accent/Accessoire	Roue	Sous Le Capot	Intérieur
Nombre del modelo	Código del color exterior	Nombre del color exterior	Acento/ Accesorios	De Rueda	Baja El Capó	Interiores
Camaro	WA8555 / GBA	Black	WA724F / Gen III Silver Metallic W5A848 / Black (Matte / Flat) W12A848 / Black (Eggshell) W20A848 / Black (Eggshell) W30A848 / Black (Satin) W40A848 / Black (Satin) W50A848 / Black (Semi-Gloss) W60A848 / Black (Semi-Gloss) WA848 / Black	WA162D / Medium Gray Metallic WA234M / Blade Silver Metallic WA263M / Midnight Silver Metallic WA569F / Sterling Silver Metallic WA8555 / Black WA9752 / Bavarian Silver Metallic		WA311N / Light Titanium WA312N / Medium Titanium WA558Q / Graphite Silver Metallic WA600R / Jet Black WA736S / Inferno Orange Metallic WA737S / Light Neutral Metallic WA738S / Graphite Silver Metallic WA777U / PC Carbon Flash Metallic WA795U / Berlin Blue Metallic WA831S / Astro Silver Metallic WA955T / Mojave WA9772 / Light Neutral
Camaro	WA8624 / GAZ	Olympic White	WA724F / Gen III Silver Metallic W5A848 / Black (Matte / Flat) W12A848 / Black (Eggshell) W20A848 / Black (Eggshell) W30A848 / Black (Satin) W40A848 / Black (Satin) W50A848 / Black (Semi-Gloss) W60A848 / Black (Semi-Gloss) WA848 / Black	WA162D / Medium Gray Metallic WA234M / Blade Silver Metallic WA263M / Midnight Silver Metallic WA569F / Sterling Silver Metallic WA8555 / Black WA9752 / Bavarian Silver Metallic		WA311N / Light Titanium WA312N / Medium Titanium WA558Q / Graphite Silver Metallic WA600R / Jet Black WA736S / Inferno Orange Metallic WA737S / Light Neutral Metallic WA738S / Graphite Silver Metallic WA777U / PC Carbon Flash Metallic WA795U / Berlin Blue Metallic WA831S / Astro Silver Metallic WA955T / Mojave WA9772 / Light Neutral
Camaro	WA9260 / GCN	Victory Red	WA724F / Gen III Silver Metallic W5A848 / Black (Matte / Flat) W12A848 / Black (Eggshell) W20A848 / Black (Eggshell) W30A848 / Black (Satin) W40A848 / Black (Satin) W50A848 / Black (Semi-Gloss) W60A848 / Black (Semi-Gloss) WA848 / Black	WA162D / Medium Gray Metallic WA234M / Blade Silver Metallic WA263M / Midnight Silver Metallic WA569F / Sterling Silver Metallic WA8555 / Black WA9752 / Bavarian Silver Metallic		WA311N / Light Titanium WA312N / Medium Titanium WA558Q / Graphite Silver Metallic WA600R / Jet Black WA736S / Inferno Orange Metallic WA737S / Light Neutral Metallic WA738S / Graphite Silver Metallic WA777U / PC Carbon Flash Metallic WA795U / Berlin Blue Metallic WA831S / Astro Silver Metallic WA955T / Mojave WA9772 / Light Neutral
Camaro	WA9414 / GCO	Yellow	WA724F / Gen III Silver Metallic W5A848 / Black (Matte / Flat) W12A848 / Black (Eggshell) W20A848 / Black (Eggshell) W30A848 / Black (Satin) W40A848 / Black (Satin) W50A848 / Black (Semi-Gloss) W60A848 / Black (Semi-Gloss) WA848 / Black	WA162D / Medium Gray Metallic WA234M / Blade Silver Metallic WA263M / Midnight Silver Metallic WA569F / Sterling Silver Metallic WA8555 / Black WA9752 / Bavarian Silver Metallic		WA311N / Light Titanium WA312N / Medium Titanium WA558Q / Graphite Silver Metallic WA600R / Jet Black WA737S / Light Neutral Metallic WA738S / Graphite Silver Metallic WA777U / PC Carbon Flash Metallic WA795U / Berlin Blue Metallic WA831S / Astro Silver Metallic WA955T / Mojave WA9772 / Light Neutral
Captiva	WA101V / GWS	Silver Topaz Metallic	D250 / Off Black			WA325N / Frosted Nickel Metallic WA476N / Charcoal Metallic WA600R / Jet Black WA721R / Jade Black
Captiva	WA102V / GWT	Champagne Silver Metallic	D250 / Off Black			WA325N / Frosted Nickel Metallic WA476N / Charcoal Metallic WA600R / Jet Black WA721R / Jade Black
Captiva	WA501Q / GAR	Carbon Flash Metallic	D250 / Off Black			WA325N / Frosted Nickel Metallic WA476N / Charcoal Metallic WA600R / Jet Black WA721R / Jade Black
Captiva	WA505Q / GBE	Crystal Claret Tintcoat	D250 / Off Black			WA325N / Frosted Nickel Metallic WA476N / Charcoal Metallic WA600R / Jet Black WA721R / Jade Black
Captiva	WA560Q / GBR	Platinum Ice Metallic	D250 / Off Black			WA325N / Frosted Nickel Metallic WA476N / Charcoal Metallic WA600R / Jet Black WA721R / Jade Black
Captiva	WA636R / GAN	Switchblade Silver Metallic	D250 / Off Black			WA325N / Frosted Nickel Metallic WA476N / Charcoal Metallic WA600R / Jet Black WA721R / Jade Black
Captiva	WA637R / GBV	Cyber Gray Metallic	D250 / Off Black			WA325N / Frosted Nickel Metallic WA476N / Charcoal Metallic WA600R / Jet Black WA721R / Jade Black

# 2013 General Motors Color Compatibility Guide

Guide de compatibilité de couleur • Guía de compatibilidad de color

Model Name	Exterior Color Code	Exterior Color Name	Accent/Accessory	Wheel	Underhood	Interior
Nom du modèle	Code de la couleur extérieure	Nom de la couleur extérieure	Accent/Accessoire	Roue	Sous Le Capot	Intérieur
Nombre del modelo	Código del color exterior	Nombre del color exterior	Acenfo/Accessorios	De Rueda	Baja El Capó	Interiores
Captiva	WA703S / GBU	Ice White	D250 / Off Black			WA325N / Frosted Nickel Metallic WA476N / Charcoal Metallic WA600R / Jet Black WA721R / Jade Black
Captiva	WA718S / GGU	Evolution Blue Metallic	D250 / Off Black			WA325N / Frosted Nickel Metallic WA476N / Charcoal Metallic WA600R / Jet Black WA721R / Jade Black
Captiva	WA855S / GBA	Black	D250 / Off Black			WA325N / Frosted Nickel Metallic WA476N / Charcoal Metallic WA600R / Jet Black WA721R / Jade Black
Captiva	WA933L / GTS	Luxo Blue Metallic	D250 / Off Black			WA325N / Frosted Nickel Metallic WA476N / Charcoal Metallic WA600R / Jet Black WA721R / Jade Black
Corvette	WA122V / GHX	Berlin Blue Metallic	W20A848 / Black (Eggshell) WA167A / Ebony WA646H / Charcoal Metallic	WA837K / Warm Nickel Metallic WA8555 / Black WA8867 / Ultra Silver Metallic WA9243 / Gunmetal Metallic WA9967 / Sparkle Silver Metallic		WA167A / Ebony WA226M / Argantium Metallic WA311N / Light Titanium WA600R / Jet Black WA830K / Light Cashmere
Corvette	WA300N / 45	Velocity Yellow Tintcoat	W20A848 / Black (Eggshell) WA167A / Ebony WA646H / Charcoal Metallic	WA837K / Warm Nickel Metallic WA8555 / Black WA8867 / Ultra Silver Metallic WA9243 / Gunmetal Metallic WA9967 / Sparkle Silver Metallic		WA167A / Ebony WA226M / Argantium Metallic WA311N / Light Titanium WA600R / Jet Black WA830K / Light Cashmere
Corvette	WA502Q / GCR	Inferno Orange Metallic	W20A848 / Black (Eggshell) WA167A / Ebony WA646H / Charcoal Metallic	WA837K / Warm Nickel Metallic WA8555 / Black WA8867 / Ultra Silver Metallic WA9243 / Gunmetal Metallic WA9967 / Sparkle Silver Metallic		WA167A / Ebony WA226M / Argantium Metallic WA311N / Light Titanium WA600R / Jet Black WA830K / Light Cashmere
Corvette	WA505Q / GBE	Crystal Claret Tintcoat	W20A848 / Black (Eggshell) WA167A / Ebony WA646H / Charcoal Metallic	WA837K / Warm Nickel Metallic WA8555 / Black WA8867 / Ultra Silver Metallic WA9243 / Gunmetal Metallic WA9967 / Sparkle Silver Metallic		WA167A / Ebony WA217M / Cobalt Red WA226M / Argantium Metallic WA311N / Light Titanium WA600R / Jet Black WA830K / Light Cashmere
Corvette	WA636R / GAN	Switchblade Silver Metallic	W20A848 / Black (Eggshell) WA167A / Ebony WA646H / Charcoal Metallic	WA837K / Warm Nickel Metallic WA8555 / Black WA8867 / Ultra Silver Metallic WA9243 / Gunmetal Metallic WA9967 / Sparkle Silver Metallic		WA167A / Ebony WA217M / Cobalt Red WA226M / Argantium Metallic WA311N / Light Titanium WA600R / Jet Black WA830K / Light Cashmere
Corvette	WA637R / GBV	Cyber Gray Metallic	W20A848 / Black (Eggshell) WA167A / Ebony WA646H / Charcoal Metallic	WA837K / Warm Nickel Metallic WA8555 / Black WA8867 / Ultra Silver Metallic WA9243 / Gunmetal Metallic WA9967 / Sparkle Silver Metallic		WA167A / Ebony WA217M / Cobalt Red WA226M / Argantium Metallic WA311N / Light Titanium WA600R / Jet Black WA830K / Light Cashmere
Corvette	WA818T / GLB	Sonic Blue Metallic	W20A848 / Black (Eggshell) WA167A / Ebony WA646H / Charcoal Metallic	WA837K / Warm Nickel Metallic WA8555 / Black WA8867 / Ultra Silver Metallic WA9243 / Gunmetal Metallic WA9967 / Sparkle Silver Metallic		WA167A / Ebony WA226M / Argantium Metallic WA311N / Light Titanium WA600R / Jet Black WA830K / Light Cashmere
Corvette	WA855S / GBA	Black	W20A848 / Black (Eggshell) WA167A / Ebony WA646H / Charcoal Metallic	WA837K / Warm Nickel Metallic WA8555 / Black WA8867 / Ultra Silver Metallic WA9243 / Gunmetal Metallic WA9967 / Sparkle Silver Metallic		WA167A / Ebony WA217M / Cobalt Red WA226M / Argantium Metallic WA311N / Light Titanium WA600R / Jet Black WA830K / Light Cashmere
Corvette	WA907S / 70	Torch Red	W20A848 / Black (Eggshell) WA167A / Ebony WA646H / Charcoal Metallic	WA837K / Warm Nickel Metallic WA8555 / Black WA8867 / Ultra Silver Metallic WA9243 / Gunmetal Metallic WA9967 / Sparkle Silver Metallic		WA167A / Ebony WA226M / Argantium Metallic WA311N / Light Titanium WA600R / Jet Black WA830K / Light Cashmere
Corvette	WA9567 / 10	Arctic White	W20A848 / Black (Eggshell) WA167A / Ebony WA646H / Charcoal Metallic	WA837K / Warm Nickel Metallic WA8555 / Black WA8867 / Ultra Silver Metallic WA9243 / Gunmetal Metallic WA9967 / Sparkle Silver Metallic		WA167A / Ebony WA217M / Cobalt Red WA226M / Argantium Metallic WA311N / Light Titanium WA600R / Jet Black WA830K / Light Cashmere
Cruze	WA102V / GWT	Champagne Silver Metallic	WA598F / Anthracite	WA569F / Sterling Silver Metallic WA8555 / Black WA8945 / Charcoal Gray Metallic WA9967 / Sparkle Silver Metallic		WA312N / Medium Titanium WA413P / Cocoa WA422P / Brick WA600R / Jet Black WA715R / Polar Silver Metallic WA721R / Jade Black WA9772 / Light Neutral



# 2013 General Motors Color Compatibility Guide

Guide de compatibilité de couleur • Guía de compatibilidad de color

Model Name	Exterior Color Code	Exterior Color Name	Accent/Accessory	Wheel	Underhood	Interior
Nom du modèle	Code de la couleur extérieure	Nom de la couleur extérieure	Accent/Accessoire	Roue	Sous Le Capot	Intérieur
Nombre del modelo	Código del color exterior	Nombre del color exterior	Acento/ Accesorios	De Rueda	Baja El Capó	Interiores
Cruze	WA106V / GWY	Atlantis Blue Metallic	WA598F / Anthracite	WA569F / Sterling Silver Metallic WA8555 / Black WA8945 / Charcoal Gray Metallic WA9967 / Sparkle Silver Metallic		WA312N / Medium Titanium WA413P / Cocoa WA422P / Brick WA600R / Jet Black WA715R / Polar Silver Metallic WA721R / Jade Black WA9772 / Light Neutral
Cruze	WA121V / GXG	Iridium Metallic	WA598F / Anthracite	WA569F / Sterling Silver Metallic WA8555 / Black WA8945 / Charcoal Gray Metallic WA9967 / Sparkle Silver Metallic		WA312N / Medium Titanium WA413P / Cocoa WA422P / Brick WA600R / Jet Black WA715R / Polar Silver Metallic WA721R / Jade Black WA9772 / Light Neutral
Cruze	WA501Q / GAR	Carbon Flash Metallic	WA598F / Anthracite	WA569F / Sterling Silver Metallic WA8555 / Black WA8945 / Charcoal Gray Metallic WA9967 / Sparkle Silver Metallic		WA312N / Medium Titanium WA413P / Cocoa WA422P / Brick WA600R / Jet Black WA715R / Polar Silver Metallic WA721R / Jade Black WA9772 / Light Neutral
Cruze	WA505Q / GBE	Crystal Claret Tintcoat	WA598F / Anthracite	WA569F / Sterling Silver Metallic WA8555 / Black WA8945 / Charcoal Gray Metallic WA9967 / Sparkle Silver Metallic		WA312N / Medium Titanium WA413P / Cocoa WA600R / Jet Black WA715R / Polar Silver Metallic WA721R / Jade Black WA9772 / Light Neutral
Cruze	WA636R / GAN	Switchblade Silver Metallic	WA598F / Anthracite	WA569F / Sterling Silver Metallic WA8555 / Black WA8945 / Charcoal Gray Metallic WA9967 / Sparkle Silver Metallic		WA312N / Medium Titanium WA413P / Cocoa WA422P / Brick WA600R / Jet Black WA715R / Polar Silver Metallic WA721R / Jade Black WA9772 / Light Neutral
Cruze	WA637R / GBV	Cyber Gray Metallic	WA598F / Anthracite	WA569F / Sterling Silver Metallic WA8555 / Black WA8945 / Charcoal Gray Metallic WA9967 / Sparkle Silver Metallic		WA312N / Medium Titanium WA413P / Cocoa WA422P / Brick WA600R / Jet Black WA715R / Polar Silver Metallic WA721R / Jade Black WA9772 / Light Neutral
Cruze	WA715S / GGT	Seraph Orange Metallic	WA598F / Anthracite	WA569F / Sterling Silver Metallic WA8555 / Black WA8945 / Charcoal Gray Metallic WA9967 / Sparkle Silver Metallic		WA312N / Medium Titanium WA413P / Cocoa WA422P / Brick WA600R / Jet Black WA715R / Polar Silver Metallic WA721R / Jade Black WA9772 / Light Neutral
Cruze	WA819T / GLF	Space Blue Metallic	WA598F / Anthracite	WA569F / Sterling Silver Metallic WA8555 / Black WA8945 / Charcoal Gray Metallic WA9967 / Sparkle Silver Metallic		WA312N / Medium Titanium WA413P / Cocoa WA422P / Brick WA600R / Jet Black WA715R / Polar Silver Metallic WA721R / Jade Black WA9772 / Light Neutral
Cruze	WA8624 / GAZ	Olympic White	WA598F / Anthracite	WA569F / Sterling Silver Metallic WA8555 / Black WA8945 / Charcoal Gray Metallic WA9967 / Sparkle Silver Metallic		WA312N / Medium Titanium WA413P / Cocoa WA422P / Brick WA600R / Jet Black WA715R / Polar Silver Metallic WA721R / Jade Black WA9772 / Light Neutral
Cruze	WA9260 / GCN	Victory Red	WA598F / Anthracite	WA569F / Sterling Silver Metallic WA8555 / Black WA8945 / Charcoal Gray Metallic WA9967 / Sparkle Silver Metallic		WA312N / Medium Titanium WA600R / Jet Black WA715R / Polar Silver Metallic WA721R / Jade Black
Cruze	WA933L / GTS	Luxo Blue Metallic	WA598F / Anthracite	WA569F / Sterling Silver Metallic WA8555 / Black WA8945 / Charcoal Gray Metallic WA9967 / Sparkle Silver Metallic		WA312N / Medium Titanium WA413P / Cocoa WA422P / Brick WA600R / Jet Black WA715R / Polar Silver Metallic WA721R / Jade Black WA9772 / Light Neutral

# 2013 General Motors Color Compatibility Guide

Guide de compatibilité de couleur • Guía de compatibilidad de color

Model Name	Exterior Color Code	Exterior Color Name	Accent/Accessory	Wheel	Underhood	Interior
Nom du modèle	Code de la couleur extérieure	Nom de la couleur extérieure	Accent/Accessoire	Roue	Sous Le Capot	Intérieur
Nombre del modelo	Código del color exterior	Nombre del color exterior	Acenro/Accessorios	De Rueda	Baja El Capó	Interiores
CTS	WA101V / GWS	Silver Topaz Metallic	W12A848 / Black (Eggshell) WA8555 / Black	WA263M / Midnight Silver Metallic WA569F / Sterling Silver Metallic WA6272 / Light Argent Metallic WA784U / Satin Graphite Metallic WA8945 / Charcoal Gray Metallic WA9021 / Silver Metallic WA951K / Light Gray Metallic WA9967 / Sparkle Silver Metallic		WA167A / Ebony WA311N / Light Titanium WA413P / Cocoa WA6246 / Dark Argent Metallic WA830K / Light Cashmere
CTS	WA102V / GWT	Champagne Silver Metallic	W12A848 / Black (Eggshell) WA8555 / Black	WA263M / Midnight Silver Metallic WA569F / Sterling Silver Metallic WA6272 / Light Argent Metallic WA784U / Satin Graphite Metallic WA8945 / Charcoal Gray Metallic WA9021 / Silver Metallic WA951K / Light Gray Metallic WA9967 / Sparkle Silver Metallic		WA167A / Ebony WA311N / Light Titanium WA413P / Cocoa WA6246 / Dark Argent Metallic WA830K / Light Cashmere
CTS	WA104V / GWV	Golden Globe Metallic	W12A848 / Black (Eggshell) WA8555 / Black	WA263M / Midnight Silver Metallic WA569F / Sterling Silver Metallic WA6272 / Light Argent Metallic WA784U / Satin Graphite Metallic WA8945 / Charcoal Gray Metallic WA9021 / Silver Metallic WA951K / Light Gray Metallic WA9967 / Sparkle Silver Metallic		WA167A / Ebony WA311N / Light Titanium WA413P / Cocoa WA6246 / Dark Argent Metallic WA830K / Light Cashmere
CTS	WA417P / GLH	Kevlava Gray Metallic	W12A848 / Black (Eggshell) WA8555 / Black	WA263M / Midnight Silver Metallic WA569F / Sterling Silver Metallic WA6272 / Light Argent Metallic WA784U / Satin Graphite Metallic WA8945 / Charcoal Gray Metallic WA9021 / Silver Metallic WA951K / Light Gray Metallic WA9967 / Sparkle Silver Metallic		WA167A / Ebony WA311N / Light Titanium WA413P / Cocoa WA6246 / Dark Argent Metallic WA830K / Light Cashmere
CTS	WA505Q / GBE	Crystal Claret Tintcoat	W12A848 / Black (Eggshell) WA8555 / Black	WA263M / Midnight Silver Metallic WA569F / Sterling Silver Metallic WA6272 / Light Argent Metallic WA784U / Satin Graphite Metallic WA8945 / Charcoal Gray Metallic WA9021 / Silver Metallic WA951K / Light Gray Metallic WA9967 / Sparkle Silver Metallic		WA167A / Ebony WA311N / Light Titanium WA413P / Cocoa WA6246 / Dark Argent Metallic WA830K / Light Cashmere
CTS	WA590Q / GKP	Mary Kay Pink Pearl V	W12A848 / Black (Eggshell) WA8555 / Black	WA263M / Midnight Silver Metallic WA569F / Sterling Silver Metallic WA6272 / Light Argent Metallic WA784U / Satin Graphite Metallic WA8945 / Charcoal Gray Metallic WA9021 / Silver Metallic WA951K / Light Gray Metallic WA9967 / Sparkle Silver Metallic		WA167A / Ebony WA311N / Light Titanium WA413P / Cocoa WA6246 / Dark Argent Metallic WA830K / Light Cashmere
CTS	WA636R / GAN	Switchblade Silver Metallic	W12A848 / Black (Eggshell) WA8555 / Black	WA263M / Midnight Silver Metallic WA569F / Sterling Silver Metallic WA6272 / Light Argent Metallic WA784U / Satin Graphite Metallic WA8945 / Charcoal Gray Metallic WA9021 / Silver Metallic WA951K / Light Gray Metallic WA9967 / Sparkle Silver Metallic		WA167A / Ebony WA311N / Light Titanium WA413P / Cocoa WA6246 / Dark Argent Metallic WA830K / Light Cashmere
CTS	WA705U / GTR	Opulent Blue Metallic	W12A848 / Black (Eggshell) WA8555 / Black	WA263M / Midnight Silver Metallic WA569F / Sterling Silver Metallic WA6272 / Light Argent Metallic WA784U / Satin Graphite Metallic WA8945 / Charcoal Gray Metallic WA9021 / Silver Metallic WA951K / Light Gray Metallic WA9967 / Sparkle Silver Metallic		WA167A / Ebony WA311N / Light Titanium WA413P / Cocoa WA6246 / Dark Argent Metallic WA830K / Light Cashmere
CTS	WA730S / GHD	Switchblade Silver Metallic - Low Gloss	W12A848 / Black (Eggshell) WA8555 / Black	WA263M / Midnight Silver Metallic WA569F / Sterling Silver Metallic WA6272 / Light Argent Metallic WA784U / Satin Graphite Metallic WA8945 / Charcoal Gray Metallic WA9021 / Silver Metallic WA951K / Light Gray Metallic WA9967 / Sparkle Silver Metallic		WA167A / Ebony WA311N / Light Titanium WA6246 / Dark Argent Metallic
CTS	WA800J / GBN	White Diamond Pearl	W12A848 / Black (Eggshell) WA8555 / Black	WA263M / Midnight Silver Metallic WA569F / Sterling Silver Metallic WA6272 / Light Argent Metallic WA784U / Satin Graphite Metallic WA8945 / Charcoal Gray Metallic WA9021 / Silver Metallic WA951K / Light Gray Metallic WA9967 / Sparkle Silver Metallic		WA167A / Ebony WA311N / Light Titanium WA413P / Cocoa WA6246 / Dark Argent Metallic WA830K / Light Cashmere



# 2013 General Motors Color Compatibility Guide

## Guide de compatibilité de couleur • Guía de compatibilidad de color

Model Name	Exterior Color Code	Exterior Color Name	Accent/Accessory	Wheel	Underhood	Interior
Nom du modèle	Code de la couleur extérieure	Nom de la couleur extérieure	Accent/Accessoire	Roue	Sous Le Capot	Intérieur
Nombre del modelo	Código del color exterior	Nombre del color exterior	Acento/ Accesorios	De Rueda	Baja El Capó	Interiores
CTS	WA815T / GLK	Black Diamond Tricoat	W12A848 / Black (Eggshell) WA8555 / Black	WA263M / Midnight Silver Metallic WA569F / Sterling Silver Metallic WA6272 / Light Argent Metallic WA784U / Satin Graphite Metallic WA8945 / Charcoal Gray Metallic WA9021 / Silver Metallic WA951K / Light Gray Metallic WA9967 / Sparkle Silver Metallic		WA167A / Ebony WA311N / Light Titanium WA413P / Cocoa WA6246 / Dark Argent Metallic WA830K / Light Cashmere
CTS	WA818T / GLB	Sonic Blue Metallic	W12A848 / Black (Eggshell) WA8555 / Black	WA263M / Midnight Silver Metallic WA569F / Sterling Silver Metallic WA6272 / Light Argent Metallic WA784U / Satin Graphite Metallic WA8945 / Charcoal Gray Metallic WA9021 / Silver Metallic WA951K / Light Gray Metallic WA9967 / Sparkle Silver Metallic		WA167A / Ebony WA6246 / Dark Argent Metallic
CTS	WA8555 / GBA	Black	W12A848 / Black (Eggshell) WA8555 / Black	WA263M / Midnight Silver Metallic WA569F / Sterling Silver Metallic WA6272 / Light Argent Metallic WA784U / Satin Graphite Metallic WA8945 / Charcoal Gray Metallic WA9021 / Silver Metallic WA951K / Light Gray Metallic WA9967 / Sparkle Silver Metallic		WA167A / Ebony WA311N / Light Titanium WA413P / Cocoa WA6246 / Dark Argent Metallic WA830K / Light Cashmere
Enclave	WA102V / GWT	Champagne Silver Metallic	WA598F / Anthracite WA9428 / Spectre Gray Metallic	WA569F / Sterling Silver Metallic WA9752 / Bavarian Silver Metallic		WA167A / Ebony WA210V / Mink WA311N / Light Titanium WA313N / Dark Titanium WA413P / Cocoa WA923T / Choccachino
Enclave	WA106V / GWY	Atlantis Blue Metallic	WA598F / Anthracite WA9428 / Spectre Gray Metallic	WA569F / Sterling Silver Metallic WA9752 / Bavarian Silver Metallic		WA167A / Ebony WA210V / Mink WA311N / Light Titanium WA313N / Dark Titanium WA413P / Cocoa WA923T / Choccachino
Enclave	WA121V / GXG	Iridium Metallic	WA598F / Anthracite WA9428 / Spectre Gray Metallic	WA569F / Sterling Silver Metallic WA9752 / Bavarian Silver Metallic		WA167A / Ebony WA210V / Mink WA311N / Light Titanium WA313N / Dark Titanium WA413P / Cocoa WA923T / Choccachino
Enclave	WA501Q / GAR	Carbon Flash Metallic	WA598F / Anthracite WA9428 / Spectre Gray Metallic	WA569F / Sterling Silver Metallic WA9752 / Bavarian Silver Metallic		WA167A / Ebony WA210V / Mink WA311N / Light Titanium WA313N / Dark Titanium WA413P / Cocoa WA923T / Choccachino
Enclave	WA505Q / GBE	Crystal Claret Tintcoat	WA598F / Anthracite WA9428 / Spectre Gray Metallic	WA569F / Sterling Silver Metallic WA9752 / Bavarian Silver Metallic		WA167A / Ebony WA210V / Mink WA311N / Light Titanium WA313N / Dark Titanium WA413P / Cocoa WA923T / Choccachino
Enclave	WA518Q / GVU	Mocha Bronze Metallic	WA598F / Anthracite WA9428 / Spectre Gray Metallic	WA569F / Sterling Silver Metallic WA9752 / Bavarian Silver Metallic		WA167A / Ebony WA210V / Mink WA311N / Light Titanium WA313N / Dark Titanium WA413P / Cocoa WA923T / Choccachino
Enclave	WA636R / GAN	Switchblade Silver Metallic	WA598F / Anthracite WA9428 / Spectre Gray Metallic	WA569F / Sterling Silver Metallic WA9752 / Bavarian Silver Metallic		WA167A / Ebony WA210V / Mink WA311N / Light Titanium WA313N / Dark Titanium WA413P / Cocoa WA923T / Choccachino
Enclave	WA637R / GBV	Cyber Gray Metallic	WA598F / Anthracite WA9428 / Spectre Gray Metallic	WA569F / Sterling Silver Metallic WA9752 / Bavarian Silver Metallic		WA167A / Ebony WA210V / Mink WA311N / Light Titanium WA313N / Dark Titanium WA413P / Cocoa WA923T / Choccachino
Enclave	WA800J / GBN	White Diamond Pearl	WA598F / Anthracite WA9428 / Spectre Gray Metallic	WA569F / Sterling Silver Metallic WA9752 / Bavarian Silver Metallic		WA167A / Ebony WA210V / Mink WA311N / Light Titanium WA313N / Dark Titanium WA413P / Cocoa WA923T / Choccachino

# 2013 General Motors Color Compatibility Guide

Guide de compatibilité de couleur • Guía de compatibilidad de color

Model Name	Exterior Color Code	Exterior Color Name	Accent/Accessory	Wheel	Underhood	Interior
Nom du modèle	Code de la couleur extérieure	Nom de la couleur extérieure	Accent/Accessoire	Roue	Sous Le Capot	Intérieur
Nombre del modelo	Código del color exterior	Nombre del color exterior	Acento/ Accesorios	De Rueda	Baja El Capó	Interiores
Enclave	WA8554 / 40	White	WA598F / Anthracite WA9428 / Spectre Gray Metallic	WA569F / Sterling Silver Metallic WA9752 / Bavarian Silver Metallic		WA167A / Ebony WA210V / Mink WA311N / Light Titanium WA313N / Dark Titanium WA413P / Cocoa WA923T / Choccachino
Encore	WA203V / GYN	Snowflake White Pearl	WA529Q / Dark Cocoa Ash Metallic WA598F / Anthracite WA6246 / Charcoal Gray Metallic WA636R / Switchblade Silver Metallic WA733J / Satin Nickel Metallic WA9428 / Spectre Gray Metallic			WA312N / Medium Titanium WA328N / Light Titanium Granite WA413P / Cocoa WA600R / Jet Black WA859T / Saddle Up
Encore	WA204V / GYO	Deep Espresso Brown Metallic	WA529Q / Dark Cocoa Ash Metallic WA598F / Anthracite WA6246 / Charcoal Gray Metallic WA636R / Switchblade Silver Metallic WA733J / Satin Nickel Metallic WA9428 / Spectre Gray Metallic			WA312N / Medium Titanium WA328N / Light Titanium Granite WA413P / Cocoa WA600R / Jet Black WA859T / Saddle Up
Encore	WA205V / GYM	Satin Steel Gray Metallic	WA529Q / Dark Cocoa Ash Metallic WA598F / Anthracite WA6246 / Charcoal Gray Metallic WA636R / Switchblade Silver Metallic WA733J / Satin Nickel Metallic WA9428 / Spectre Gray Metallic			WA312N / Medium Titanium WA328N / Light Titanium Granite WA413P / Cocoa WA600R / Jet Black WA859T / Saddle Up
Encore	WA206V / GYL	Sandy Beach Brown Metallic	WA529Q / Dark Cocoa Ash Metallic WA598F / Anthracite WA6246 / Charcoal Gray Metallic WA636R / Switchblade Silver Metallic WA733J / Satin Nickel Metallic WA9428 / Spectre Gray Metallic			WA312N / Medium Titanium WA328N / Light Titanium Granite WA413P / Cocoa WA600R / Jet Black WA859T / Saddle Up
Encore	WA501Q / GAR	Carbon Flash Metallic	WA529Q / Dark Cocoa Ash Metallic WA598F / Anthracite WA6246 / Charcoal Gray Metallic WA636R / Switchblade Silver Metallic WA733J / Satin Nickel Metallic WA9428 / Spectre Gray Metallic			WA312N / Medium Titanium WA328N / Light Titanium Granite WA413P / Cocoa WA600R / Jet Black WA859T / Saddle Up
Encore	WA636R / GAN	Switchblade Silver Metallic	WA529Q / Dark Cocoa Ash Metallic WA598F / Anthracite WA6246 / Charcoal Gray Metallic WA636R / Switchblade Silver Metallic WA733J / Satin Nickel Metallic WA9428 / Spectre Gray Metallic			WA312N / Medium Titanium WA328N / Light Titanium Granite WA413P / Cocoa WA600R / Jet Black WA859T / Saddle Up
Encore	WA681R / GCS	Velvet Red Metallic	WA529Q / Dark Cocoa Ash Metallic WA598F / Anthracite WA6246 / Charcoal Gray Metallic WA636R / Switchblade Silver Metallic WA733J / Satin Nickel Metallic WA9428 / Spectre Gray Metallic			WA312N / Medium Titanium WA328N / Light Titanium Granite WA600R / Jet Black
Encore	WA683R / GCW	Misty Lake Metallic	WA529Q / Dark Cocoa Ash Metallic WA598F / Anthracite WA6246 / Charcoal Gray Metallic WA636R / Switchblade Silver Metallic WA733J / Satin Nickel Metallic WA9428 / Spectre Gray Metallic			WA312N / Medium Titanium WA328N / Light Titanium Granite WA600R / Jet Black
Encore	WA895T / GQM	Boracay Blue Metallic	WA529Q / Dark Cocoa Ash Metallic WA598F / Anthracite WA6246 / Charcoal Gray Metallic WA636R / Switchblade Silver Metallic WA733J / Satin Nickel Metallic WA9428 / Spectre Gray Metallic			WA312N / Medium Titanium WA328N / Light Titanium Granite WA600R / Jet Black
Equinox	WA102V / GWT	Champagne Silver Metallic	W12A848 / Black (Eggshell) WA501F / Dark Smoke Gray	WA9967 / Sparkle Silver Metallic		WA311N / Light Titanium WA328N / Light Titanium Granite WA527Q / Refined Silver Metallic WA600R / Jet Black WA6246 / Dark Argent Metallic WA702S / Brownstone
Equinox	WA106V / GWY	Atlantis Blue Metallic	W12A848 / Black (Eggshell) WA501F / Dark Smoke Gray	WA9967 / Sparkle Silver Metallic		WA311N / Light Titanium WA328N / Light Titanium Granite WA527Q / Refined Silver Metallic WA600R / Jet Black WA6246 / Dark Argent Metallic WA702S / Brownstone
Equinox	WA121V / GXG	Iridium Metallic	W12A848 / Black (Eggshell) WA501F / Dark Smoke Gray	WA9967 / Sparkle Silver Metallic		WA311N / Light Titanium WA328N / Light Titanium Granite WA527Q / Refined Silver Metallic WA600R / Jet Black WA6246 / Dark Argent Metallic WA702S / Brownstone



# 2013 General Motors Color Compatibility Guide

Guide de compatibilité de couleur • Guía de compatibilidad de color

Model Name	Exterior Color Code	Exterior Color Name	Accent/Accessory	Wheel	Underhood	Interior
Nom du modèle	Code de la couleur extérieure	Nom de la couleur extérieure	Accent/Accessoire	Roue	Sous Le Capot	Intérieur
Nombre del modelo	Código del color exterior	Nombre del color exterior	Acento/ Accesorios	De Rueda	Baja El Capó	Interiores
Equinox	WA505Q / GBE	Crystal Claret Tintcoat	W12A848 / Black (Eggshell) WA501F / Dark Smoke Gray	WA9967 / Sparkle Silver Metallic		WA311N / Light Titanium WA328N / Light Titanium Granite WA527Q / Refined Silver Metallic WA600R / Jet Black WA6246 / Dark Argent Metallic WA702S / Brownstone
Equinox	WA565Q / 58	Carbon Flash Metallic	W12A848 / Black (Eggshell) WA501F / Dark Smoke Gray	WA9967 / Sparkle Silver Metallic		WA311N / Light Titanium WA328N / Light Titanium Granite WA527Q / Refined Silver Metallic WA600R / Jet Black WA6246 / Dark Argent Metallic WA702S / Brownstone
Equinox	WA636R / GAN	Switchblade Silver Metallic	W12A848 / Black (Eggshell) WA501F / Dark Smoke Gray	WA9967 / Sparkle Silver Metallic		WA311N / Light Titanium WA328N / Light Titanium Granite WA527Q / Refined Silver Metallic WA600R / Jet Black WA6246 / Dark Argent Metallic WA702S / Brownstone
Equinox	WA718S / GGU	Evolution Blue Metallic	W12A848 / Black (Eggshell) WA501F / Dark Smoke Gray	WA9967 / Sparkle Silver Metallic		WA311N / Light Titanium WA328N / Light Titanium Granite WA527Q / Refined Silver Metallic WA600R / Jet Black WA6246 / Dark Argent Metallic WA702S / Brownstone
Equinox	WA800J / GBN	White Diamond Pearl	W12A848 / Black (Eggshell) WA501F / Dark Smoke Gray	WA9967 / Sparkle Silver Metallic		WA311N / Light Titanium WA328N / Light Titanium Granite WA527Q / Refined Silver Metallic WA600R / Jet Black WA6246 / Dark Argent Metallic WA702S / Brownstone
Equinox	WA810T / GLJ	Ashen Gray Metallic	W12A848 / Black (Eggshell) WA501F / Dark Smoke Gray	WA9967 / Sparkle Silver Metallic		WA311N / Light Titanium WA328N / Light Titanium Granite WA527Q / Refined Silver Metallic WA600R / Jet Black WA6246 / Dark Argent Metallic WA702S / Brownstone
Equinox	WA8555 / GBA	Black	W12A848 / Black (Eggshell) WA501F / Dark Smoke Gray	WA9967 / Sparkle Silver Metallic		WA311N / Light Titanium WA328N / Light Titanium Granite WA527Q / Refined Silver Metallic WA600R / Jet Black WA6246 / Dark Argent Metallic WA702S / Brownstone
Equinox	WA8624 / GAZ	Olympic White	W12A848 / Black (Eggshell) WA501F / Dark Smoke Gray	WA9967 / Sparkle Silver Metallic		WA311N / Light Titanium WA328N / Light Titanium Granite WA527Q / Refined Silver Metallic WA600R / Jet Black WA6246 / Dark Argent Metallic WA702S / Brownstone
Escalade	WA102V / GWT	Champagne Silver Metallic	W12A848 / Black (Eggshell) W30A848 / Black (Satin) WA8555 / Black	WA9967 / Sparkle Silver Metallic		WA167A / Ebony WA413P / Cocoa WA521Q / Very Light Linen WA830K / Light Cashmere
Escalade	WA103V / GWU	Pinot Noir Metallic	W12A848 / Black (Eggshell) W30A848 / Black (Satin) WA8555 / Black	WA9967 / Sparkle Silver Metallic		WA167A / Ebony WA413P / Cocoa WA521Q / Very Light Linen WA830K / Light Cashmere
Escalade	WA122V / GXH	Berlin Blue Metallic	W12A848 / Black (Eggshell) W30A848 / Black (Satin) WA8555 / Black	WA9967 / Sparkle Silver Metallic		WA167A / Ebony WA413P / Cocoa WA521Q / Very Light Linen WA830K / Light Cashmere
Escalade	WA501Q / GAR	Carbon Flash Metallic	W12A848 / Black (Eggshell) W30A848 / Black (Satin) WA8555 / Black	WA9967 / Sparkle Silver Metallic		WA167A / Ebony WA413P / Cocoa WA521Q / Very Light Linen WA830K / Light Cashmere
Escalade	WA505Q / GBE	Crystal Claret Tintcoat	W12A848 / Black (Eggshell) W30A848 / Black (Satin) WA8555 / Black	WA9967 / Sparkle Silver Metallic		WA167A / Ebony WA413P / Cocoa WA521Q / Very Light Linen WA830K / Light Cashmere
Escalade	WA636R / GAN	Switchblade Silver Metallic	W12A848 / Black (Eggshell) W30A848 / Black (Satin) WA8555 / Black	WA9967 / Sparkle Silver Metallic		WA167A / Ebony WA413P / Cocoa WA521Q / Very Light Linen WA830K / Light Cashmere
Escalade	WA706S / GHA	Magna Steel Metallic	W12A848 / Black (Eggshell) W30A848 / Black (Satin) WA8555 / Black	WA9967 / Sparkle Silver Metallic		WA167A / Ebony WA413P / Cocoa WA521Q / Very Light Linen WA830K / Light Cashmere

# 2013 General Motors Color Compatibility Guide

Guide de compatibilité de couleur • Guía de compatibilidad de color

Model Name	Exterior Color Code	Exterior Color Name	Accent/Accessory	Wheel	Underhood	Interior
Nom du modèle	Code de la couleur extérieure	Nom de la couleur extérieure	Accent/Accessoire	Roue	Sous Le Capot	Intérieur
Nombre del modelo	Código del color exterior	Nombre del color exterior	Accento/ Accesorios	De Rueda	Baja El Capó	Interiores
Escalade	WA707S / GGW	Dark Labyrinth Metallic	W12A848 / Black (Eggshell) W30A848 / Black (Satin) WA8555 / Black	WA9967 / Sparkle Silver Metallic		WA167A / Ebony WA413P / Cocoa WA521Q / Very Light Linen WA830K / Light Cashmere
Escalade	WA800J / GBN	White Diamond Pearl	W12A848 / Black (Eggshell) W30A848 / Black (Satin) WA8555 / Black	WA9967 / Sparkle Silver Metallic		WA167A / Ebony WA413P / Cocoa WA521Q / Very Light Linen WA830K / Light Cashmere
Escalade	WA8555 / GBA	Black	W12A848 / Black (Eggshell) W30A848 / Black (Satin) WA8555 / Black	WA9967 / Sparkle Silver Metallic		WA167A / Ebony WA413P / Cocoa WA521Q / Very Light Linen WA830K / Light Cashmere
Escalade ESV	WA102V / GWT	Champagne Silver Metallic	W12A848 / Black (Eggshell) W30A848 / Black (Satin) WA8555 / Black	WA9967 / Sparkle Silver Metallic		WA167A / Ebony WA413P / Cocoa WA521Q / Very Light Linen WA830K / Light Cashmere
Escalade ESV	WA103V / GWU	Pinot Noir Metallic	W12A848 / Black (Eggshell) W30A848 / Black (Satin) WA8555 / Black	WA9967 / Sparkle Silver Metallic		WA167A / Ebony WA413P / Cocoa WA521Q / Very Light Linen WA830K / Light Cashmere
Escalade ESV	WA122V / GXH	Berlin Blue Metallic	W12A848 / Black (Eggshell) W30A848 / Black (Satin) WA8555 / Black	WA9967 / Sparkle Silver Metallic		WA167A / Ebony WA413P / Cocoa WA521Q / Very Light Linen WA830K / Light Cashmere
Escalade ESV	WA501Q / GAR	Carbon Flash Metallic	W12A848 / Black (Eggshell) W30A848 / Black (Satin) WA8555 / Black	WA9967 / Sparkle Silver Metallic		WA167A / Ebony WA413P / Cocoa WA521Q / Very Light Linen WA830K / Light Cashmere
Escalade ESV	WA505Q / GBE	Crystal Claret Tintcoat	W12A848 / Black (Eggshell) W30A848 / Black (Satin) WA8555 / Black	WA9967 / Sparkle Silver Metallic		WA167A / Ebony WA413P / Cocoa WA521Q / Very Light Linen WA830K / Light Cashmere
Escalade ESV	WA636R / GAN	Switchblade Silver Metallic	W12A848 / Black (Eggshell) W30A848 / Black (Satin) WA8555 / Black	WA9967 / Sparkle Silver Metallic		WA167A / Ebony WA413P / Cocoa WA521Q / Very Light Linen WA830K / Light Cashmere
Escalade ESV	WA706S / GHA	Magna Steel Metallic	W12A848 / Black (Eggshell) W30A848 / Black (Satin) WA8555 / Black	WA9967 / Sparkle Silver Metallic		WA167A / Ebony WA413P / Cocoa WA521Q / Very Light Linen WA830K / Light Cashmere
Escalade ESV	WA707S / GGW	Dark Labyrinth Metallic	W12A848 / Black (Eggshell) W30A848 / Black (Satin) WA8555 / Black	WA9967 / Sparkle Silver Metallic		WA167A / Ebony WA413P / Cocoa WA521Q / Very Light Linen WA830K / Light Cashmere
Escalade ESV	WA800J / GBN	White Diamond Pearl	W12A848 / Black (Eggshell) W30A848 / Black (Satin) WA8555 / Black	WA9967 / Sparkle Silver Metallic		WA167A / Ebony WA413P / Cocoa WA521Q / Very Light Linen WA830K / Light Cashmere
Escalade ESV	WA8555 / GBA	Black	W12A848 / Black (Eggshell) W30A848 / Black (Satin) WA8555 / Black	WA9967 / Sparkle Silver Metallic		WA167A / Ebony WA413P / Cocoa WA521Q / Very Light Linen WA830K / Light Cashmere
Escalade EXT	WA103V / GWU	Pinot Noir Metallic	W12A848 / Black (Eggshell) W30A848 / Black (Satin)	WA9967 / Sparkle Silver Metallic		WA167A / Ebony WA413P / Cocoa WA830K / Light Cashmere
Escalade EXT	WA636R / GAN	Switchblade Silver Metallic	W12A848 / Black (Eggshell) W30A848 / Black (Satin)	WA9967 / Sparkle Silver Metallic		WA167A / Ebony WA413P / Cocoa WA830K / Light Cashmere
Escalade EXT	WA715U / GNX	Bottle Green Metallic	W12A848 / Black (Eggshell) W30A848 / Black (Satin)	WA9967 / Sparkle Silver Metallic		WA167A / Ebony WA413P / Cocoa WA830K / Light Cashmere
Escalade EXT	WA800J / GBN	White Diamond Pearl	W12A848 / Black (Eggshell) W30A848 / Black (Satin)	WA9967 / Sparkle Silver Metallic		WA167A / Ebony WA413P / Cocoa WA830K / Light Cashmere
Escalade EXT	WA8555 / GBA	Black	W12A848 / Black (Eggshell) W30A848 / Black (Satin)	WA9967 / Sparkle Silver Metallic		WA167A / Ebony WA413P / Cocoa WA830K / Light Cashmere
Escalade EXT	WA933L / GTS	Luxo Blue Metallic	W12A848 / Black (Eggshell) W30A848 / Black (Satin)	WA9967 / Sparkle Silver Metallic		WA167A / Ebony WA413P / Cocoa WA830K / Light Cashmere
Express	WA213M / GIW	Graystone Metallic	W12A848 / Black (Eggshell)	WA6248 / Silver Metallic	WA123E / Moonstone	WA167A / Ebony WA184D / Medium Dark Pewter II WA195A / Medium Neutral II



# 2013 General Motors Color Compatibility Guide

Guide de compatibilité de couleur • Guía de compatibilidad de color

Model Name	Exterior Color Code	Exterior Color Name	Accent/Accessory	Wheel	Underhood	Interior
Nom du modèle	Code de la couleur extérieure	Nom de la couleur extérieure	Accent/Accessoire	Roue	Sous Le Capot	Intérieur
Nombre del modelo	Código del color exterior	Nombre del color exterior	Acento/Accessorios	De Rueda	Baja El Capó	Interiores
Express	WA253A / 86	Wheatland Yellow	W12A848 / Black (Eggshell)	WA6248 / Silver Metallic		WA167A / Ebony WA184D / Medium Dark Pewter II WA195A / Medium Neutral II
Express	WA722J / 25	Dark Ming Blue Metallic	W12A848 / Black (Eggshell)	WA6248 / Silver Metallic	WA154A / Dark Adriatic Blue	WA167A / Ebony WA184D / Medium Dark Pewter II WA195A / Medium Neutral II
Express	WA726S / GGZ	Sheer Silver Metallic	W12A848 / Black (Eggshell)	WA6248 / Silver Metallic	WA688H / Ultra Silver	WA167A / Ebony WA184D / Medium Dark Pewter II WA195A / Medium Neutral II
Express	WA8555 / GBA	Black	W12A848 / Black (Eggshell)	WA6248 / Silver Metallic	WA8555 / Black	WA167A / Ebony WA184D / Medium Dark Pewter II WA195A / Medium Neutral II
Express	WA8624 / GAZ	Olympic White	W12A848 / Black (Eggshell)	WA6248 / Silver Metallic	WA9753 / Bright White	WA167A / Ebony WA184D / Medium Dark Pewter II WA195A / Medium Neutral II
Express	WA9260 / GCN	Victory Red	W12A848 / Black (Eggshell)	WA6248 / Silver Metallic	WA8774 / Bright Red	WA167A / Ebony WA184D / Medium Dark Pewter II WA195A / Medium Neutral II
Express	WA929L / 15	Cashmere Metallic	W12A848 / Black (Eggshell)	WA6248 / Silver Metallic	WA230A / Light Driftwood	WA167A / Ebony WA184D / Medium Dark Pewter II WA195A / Medium Neutral II
Express	WA9539 / 47	Medium Green Metallic	W12A848 / Black (Eggshell)	WA6248 / Silver Metallic	WA233A / Medium Green	WA167A / Ebony WA184D / Medium Dark Pewter II WA195A / Medium Neutral II
Impala	WA101V / GWS	Silver Topaz Metallic	W5A848 / Black (Matte / Flat) W12A848 / Black (Eggshell) W20A848 / Black (Eggshell) W30A848 / Black (Satin) W40A848 / Black (Satin) W50A848 / Black (Semi-Gloss) W60A848 / Black (Semi-Gloss) WA848 / Black WA578Q / Light Silver Metallic	WA9967 / Sparkle Silver Metallic		WA167A / Ebony WA311N / Light Titanium WA9772 / Light Neutral
Impala	WA505Q / GBE	Crystal Claret Tintcoat	W5A848 / Black (Matte / Flat) W12A848 / Black (Eggshell) W20A848 / Black (Eggshell) W30A848 / Black (Satin) W40A848 / Black (Satin) W50A848 / Black (Semi-Gloss) W60A848 / Black (Semi-Gloss) WA848 / Black WA578Q / Light Silver Metallic	WA9967 / Sparkle Silver Metallic		WA167A / Ebony WA311N / Light Titanium WA9772 / Light Neutral
Impala	WA636R / GAN	Switchblade Silver Metallic	W5A848 / Black (Matte / Flat) W12A848 / Black (Eggshell) W20A848 / Black (Eggshell) W30A848 / Black (Satin) W40A848 / Black (Satin) W50A848 / Black (Semi-Gloss) W60A848 / Black (Semi-Gloss) WA848 / Black WA578Q / Light Silver Metallic	WA9967 / Sparkle Silver Metallic		WA167A / Ebony WA311N / Light Titanium WA9772 / Light Neutral
Impala	WA800J / GBN	White Diamond Pearl	W5A848 / Black (Matte / Flat) W12A848 / Black (Eggshell) W20A848 / Black (Eggshell) W30A848 / Black (Satin) W40A848 / Black (Satin) W50A848 / Black (Semi-Gloss) W60A848 / Black (Semi-Gloss) WA848 / Black WA578Q / Light Silver Metallic	WA9967 / Sparkle Silver Metallic		WA167A / Ebony WA311N / Light Titanium WA9772 / Light Neutral
Impala	WA810T / GLJ	Ashen Gray Metallic	W5A848 / Black (Matte / Flat) W12A848 / Black (Eggshell) W20A848 / Black (Eggshell) W30A848 / Black (Satin) W40A848 / Black (Satin) W50A848 / Black (Semi-Gloss) W60A848 / Black (Semi-Gloss) WA848 / Black WA578Q / Light Silver Metallic	WA9967 / Sparkle Silver Metallic		WA167A / Ebony WA311N / Light Titanium WA9772 / Light Neutral

# 2013 General Motors' Color Compatibility Guide

Guide de compatibilité de couleur • Guía de compatibilidad de color

Model Name	Exterior Color Code	Exterior Color Name	Accent/Accessory	Wheel	Underhood	Interior
Nom du modèle	Code de la couleur extérieure	Nom de la couleur extérieure	Accent/Accessoire	Roue	Sous Le Capot	Intérieur
Nombre del modelo	Código del color exterior	Nombre del color exterior	Acento/ Accesorios	De Rueda	Baja El Capó	Interiores
Impala	WA8555 / GBA	Black	W5A848 / Black (Matte / Flat) W12A848 / Black (Eggshell) W20A848 / Black (Eggshell) W30A848 / Black (Satin) W40A848 / Black (Satin) W50A848 / Black (Semi-Gloss) W60A848 / Black (Semi-Gloss) WA848 / Black WA578Q / Light Silver Metallic	WA9967 / Sparkle Silver Metallic		WA167A / Ebony WA311N / Light Titanium WA9772 / Light Neutral
Impala	WA8624 / GAZ	Olympic White	W5A848 / Black (Matte / Flat) W12A848 / Black (Eggshell) W20A848 / Black (Eggshell) W30A848 / Black (Satin) W40A848 / Black (Satin) W50A848 / Black (Semi-Gloss) W60A848 / Black (Semi-Gloss) WA848 / Black WA578Q / Light Silver Metallic	WA9967 / Sparkle Silver Metallic		WA167A / Ebony WA311N / Light Titanium WA9772 / Light Neutral
Impala	WA9260 / GCN	Victory Red	W5A848 / Black (Matte / Flat) W12A848 / Black (Eggshell) W20A848 / Black (Eggshell) W30A848 / Black (Satin) W40A848 / Black (Satin) W50A848 / Black (Semi-Gloss) W60A848 / Black (Semi-Gloss) WA848 / Black WA578Q / Light Silver Metallic	WA9967 / Sparkle Silver Metallic		WA167A / Ebony WA311N / Light Titanium WA9772 / Light Neutral
Impala	WA933L / GTS	Luxo Blue Metallic	W5A848 / Black (Matte / Flat) W12A848 / Black (Eggshell) W20A848 / Black (Eggshell) W30A848 / Black (Satin) W40A848 / Black (Satin) W50A848 / Black (Semi-Gloss) W60A848 / Black (Semi-Gloss) WA848 / Black WA578Q / Light Silver Metallic	WA9967 / Sparkle Silver Metallic		WA167A / Ebony WA311N / Light Titanium WA9772 / Light Neutral
Lacrosse	WA102V / GWT	Champagne Silver Metallic	W12A848 / Black (Eggshell) W30A848 / Black (Satin) WA267M / Light Silver Metallic	WA263M / Midnight Silver Metallic WA9967 / Sparkle Silver Metallic		WA413P / Cocoa WA558Q / Graphite Silver Metallic WA600R / Jet Black WA6246 / Dark Argent Metallic WA830K / Light Cashmere
Lacrosse	WA106V / GWY	Atlantis Blue Metallic	W12A848 / Black (Eggshell) W30A848 / Black (Satin) WA267M / Light Silver Metallic	WA263M / Midnight Silver Metallic WA9967 / Sparkle Silver Metallic		WA311N / Light Titanium WA313N / Dark Titanium WA413P / Cocoa WA558Q / Graphite Silver Metallic WA600R / Jet Black WA6246 / Dark Argent Metallic WA830K / Light Cashmere
Lacrosse	WA501Q / GAR	Carbon Flash Metallic	W12A848 / Black (Eggshell) W30A848 / Black (Satin) WA267M / Light Silver Metallic	WA263M / Midnight Silver Metallic WA9967 / Sparkle Silver Metallic		WA311N / Light Titanium WA313N / Dark Titanium WA413P / Cocoa WA558Q / Graphite Silver Metallic WA600R / Jet Black WA6246 / Dark Argent Metallic WA830K / Light Cashmere
Lacrosse	WA505Q / GBE	Crystal Claret Tintcoat	W12A848 / Black (Eggshell) W30A848 / Black (Satin) WA267M / Light Silver Metallic	WA263M / Midnight Silver Metallic WA9967 / Sparkle Silver Metallic		WA311N / Light Titanium WA313N / Dark Titanium WA413P / Cocoa WA558Q / Graphite Silver Metallic WA600R / Jet Black WA6246 / Dark Argent Metallic WA830K / Light Cashmere
Lacrosse	WA518Q / GVU	Mocha Bronze Metallic	W12A848 / Black (Eggshell) W30A848 / Black (Satin) WA267M / Light Silver Metallic	WA263M / Midnight Silver Metallic WA9967 / Sparkle Silver Metallic		WA311N / Light Titanium WA313N / Dark Titanium WA413P / Cocoa WA558Q / Graphite Silver Metallic WA600R / Jet Black WA6246 / Dark Argent Metallic WA830K / Light Cashmere
Lacrosse	WA636R / GAN	Switchblade Silver Metallic	W12A848 / Black (Eggshell) W30A848 / Black (Satin) WA267M / Light Silver Metallic	WA263M / Midnight Silver Metallic WA9967 / Sparkle Silver Metallic		WA311N / Light Titanium WA313N / Dark Titanium WA413P / Cocoa WA558Q / Graphite Silver Metallic WA600R / Jet Black WA6246 / Dark Argent Metallic WA830K / Light Cashmere



# 2013 General Motors Color Compatibility Guide

Guide de compatibilité de couleur • Guía de compatibilidad de color

Model Name	Exterior Color Code	Exterior Color Name	Accent/Accessory	Wheel	Underhood	Interior
Nom du modèle	Code de la couleur extérieure	Nom de la couleur extérieure	Accent/Accessoire	Roue	Sous Le Capot	Intérieur
Nombre del modelo	Código del color exterior	Nombre del color exterior	Acento/ Accesorios	De Rueda	Baja El Capó	Interiores
Lacrosse	WA707S / GGW	Dark Labyrinth Metallic	W12A848 / Black (Eggshell) W30A848 / Black (Satin) WA267M / Light Silver Metallic	WA263M / Midnight Silver Metallic WA9967 / Sparkle Silver Metallic		WA311N / Light Titanium WA313N / Dark Titanium WA413P / Cocoa WA558Q / Graphite Silver Metallic WA600R / Jet Black WA6246 / Dark Argent Metallic WA830K / Light Cashmere
Lacrosse	WA800J / GBN	White Diamond Pearl	W12A848 / Black (Eggshell) W30A848 / Black (Satin) WA267M / Light Silver Metallic	WA263M / Midnight Silver Metallic WA9967 / Sparkle Silver Metallic		WA311N / Light Titanium WA313N / Dark Titanium WA413P / Cocoa WA558Q / Graphite Silver Metallic WA600R / Jet Black WA6246 / Dark Argent Metallic WA830K / Light Cashmere
Lacrosse	WA8624 / GAZ	Olympic White	W12A848 / Black (Eggshell) W30A848 / Black (Satin) WA267M / Light Silver Metallic	WA263M / Midnight Silver Metallic WA9967 / Sparkle Silver Metallic		WA311N / Light Titanium WA313N / Dark Titanium WA413P / Cocoa WA558Q / Graphite Silver Metallic WA600R / Jet Black WA6246 / Dark Argent Metallic WA830K / Light Cashmere
Malibu	WA101V / GWS	Silver Topaz Metallic	W12A848 / Black (Eggshell) WA578Q / Light Silver Metallic WA598F / Anthracite			WA311N / Light Titanium WA313N / Dark Titanium WA413P / Cocoa WA558Q / Graphite Silver Metallic WA600R / Jet Black WA6246 / Dark Argent Metallic WA9772 / Light Neutral
Malibu	WA102V / GWT	Champagne Silver Metallic	W12A848 / Black (Eggshell) WA578Q / Light Silver Metallic WA598F / Anthracite			WA311N / Light Titanium WA313N / Dark Titanium WA413P / Cocoa WA558Q / Graphite Silver Metallic WA600R / Jet Black WA6246 / Dark Argent Metallic WA9772 / Light Neutral
Malibu	WA106V / GWY	Atlantis Blue Metallic	W12A848 / Black (Eggshell) WA578Q / Light Silver Metallic WA598F / Anthracite			WA311N / Light Titanium WA313N / Dark Titanium WA413P / Cocoa WA558Q / Graphite Silver Metallic WA600R / Jet Black WA6246 / Dark Argent Metallic WA9772 / Light Neutral
Malibu	WA501Q / GAR	Carbon Flash Metallic	W12A848 / Black (Eggshell) WA578Q / Light Silver Metallic WA598F / Anthracite			WA311N / Light Titanium WA313N / Dark Titanium WA413P / Cocoa WA558Q / Graphite Silver Metallic WA600R / Jet Black WA6246 / Dark Argent Metallic WA9772 / Light Neutral
Malibu	WA505Q / GBE	Crystal Claret Tintcoat	W12A848 / Black (Eggshell) WA578Q / Light Silver Metallic WA598F / Anthracite			WA311N / Light Titanium WA313N / Dark Titanium WA413P / Cocoa WA558Q / Graphite Silver Metallic WA600R / Jet Black WA6246 / Dark Argent Metallic WA9772 / Light Neutral
Malibu	WA636R / GAN	Switchblade Silver Metallic	W12A848 / Black (Eggshell) WA578Q / Light Silver Metallic WA598F / Anthracite			WA311N / Light Titanium WA313N / Dark Titanium WA413P / Cocoa WA558Q / Graphite Silver Metallic WA600R / Jet Black WA6246 / Dark Argent Metallic WA9772 / Light Neutral
Malibu	WA707S / GGW	Dark Labyrinth Metallic	W12A848 / Black (Eggshell) WA578Q / Light Silver Metallic WA598F / Anthracite			WA311N / Light Titanium WA313N / Dark Titanium WA413P / Cocoa WA558Q / Graphite Silver Metallic WA600R / Jet Black WA6246 / Dark Argent Metallic WA9772 / Light Neutral
Malibu	WA800J / GBN	White Diamond Pearl	W12A848 / Black (Eggshell) WA578Q / Light Silver Metallic WA598F / Anthracite			WA311N / Light Titanium WA313N / Dark Titanium WA413P / Cocoa WA558Q / Graphite Silver Metallic WA600R / Jet Black WA6246 / Dark Argent Metallic WA9772 / Light Neutral

# 2013 General Motors Color Compatibility Guide

Guide de compatibilité de couleur • Guía de compatibilidad de color

Model Name	Exterior Color Code	Exterior Color Name	Accent/Accessory	Wheel	Underhood	Interior
Nom du modèle	Code de la couleur extérieure	Nom de la couleur extérieure	Accent/Accessoire	Roue	Sous Le Capot	Intérieur
Nombre del modelo	Código del color exterior	Nombre del color exterior	Acento/ Accesorios	De Rueda	Baja El Capó	Interiores
Malibu	WA8555 / GBA	Black	W12A848 / Black (Eggshell) WA578Q / Light Silver Metallic WA598F / Anthracite			WA311N / Light Titanium WA313N / Dark Titanium WA413P / Cocoa WA558Q / Graphite Silver Metallic WA600R / Jet Black WA6246 / Dark Argent Metallic WA9772 / Light Neutral
Malibu	WA8624 / GAZ	Olympic White	W12A848 / Black (Eggshell) WA578Q / Light Silver Metallic WA598F / Anthracite			WA311N / Light Titanium WA313N / Dark Titanium WA413P / Cocoa WA558Q / Graphite Silver Metallic WA600R / Jet Black WA6246 / Dark Argent Metallic WA9772 / Light Neutral
Malibu	WA933L / GTS	Luxo Blue Metallic	W12A848 / Black (Eggshell) WA578Q / Light Silver Metallic WA598F / Anthracite			WA311N / Light Titanium WA313N / Dark Titanium WA413P / Cocoa WA558Q / Graphite Silver Metallic WA600R / Jet Black WA6246 / Dark Argent Metallic WA9772 / Light Neutral
Orlando	WA204V / GYO	Deep Espresso Brown Metallic	WA598F / Anthracite			WA312N / Medium Titanium WA600R / Jet Black
Orlando	WA205V / GYM	Satin Steel Gray Metallic	WA598F / Anthracite			WA312N / Medium Titanium WA600R / Jet Black
Orlando	WA207V / GYK	Mystic Moonlight Blue Metallic	WA598F / Anthracite			WA312N / Medium Titanium WA600R / Jet Black
Orlando	WA501Q / GAR	Carbon Flash Metallic	WA598F / Anthracite			WA312N / Medium Titanium WA600R / Jet Black
Orlando	WA636R / GAN	Switchblade Silver Metallic	WA598F / Anthracite			WA312N / Medium Titanium WA600R / Jet Black
Orlando	WA681R / GCS	Velvet Red Metallic	WA598F / Anthracite			WA312N / Medium Titanium WA600R / Jet Black
Orlando	WA749U / GUF	Mineral Oil Blue Metallic	WA598F / Anthracite			WA312N / Medium Titanium WA600R / Jet Black
Orlando	WA8624 / GAZ	Olympic White	WA598F / Anthracite			WA312N / Medium Titanium WA600R / Jet Black
Orlando	WA891T / GQK	Gunsmoke Gray Metallic	WA598F / Anthracite			WA312N / Medium Titanium WA600R / Jet Black
Orlando	WA892T / GOZ	Daydream Beige Metallic	WA598F / Anthracite			WA312N / Medium Titanium WA600R / Jet Black
Regal	WA102V / GWT	Champagne Silver Metallic	WA598F / Anthracite WA9428 / Spectre Gray Metallic			WA413P / Cocoa WA600R / Jet Black WA9772 / Light Neutral
Regal	WA122V / GXH	Berlin Blue Metallic	WA598F / Anthracite WA9428 / Spectre Gray Metallic			WA413P / Cocoa WA600R / Jet Black WA9772 / Light Neutral
Regal	WA505Q / GBE	Crystal Claret Tintcoat	WA598F / Anthracite WA9428 / Spectre Gray Metallic			WA413P / Cocoa WA600R / Jet Black WA9772 / Light Neutral
Regal	WA636R / GAN	Switchblade Silver Metallic	WA598F / Anthracite WA9428 / Spectre Gray Metallic			WA413P / Cocoa WA600R / Jet Black WA9772 / Light Neutral
Regal	WA800J / GBN	White Diamond Pearl	WA598F / Anthracite WA9428 / Spectre Gray Metallic			WA413P / Cocoa WA600R / Jet Black WA9772 / Light Neutral
Regal	WA810T / GLJ	Ashen Gray Metallic	WA598F / Anthracite WA9428 / Spectre Gray Metallic			WA413P / Cocoa WA600R / Jet Black WA9772 / Light Neutral
Regal	WA815T / GLK	Black Diamond Tricoat	WA598F / Anthracite WA9428 / Spectre Gray Metallic			WA413P / Cocoa WA600R / Jet Black WA9772 / Light Neutral
Regal	WA8555 / GBA	Black	WA598F / Anthracite WA9428 / Spectre Gray Metallic			WA413P / Cocoa WA600R / Jet Black WA9772 / Light Neutral
Regal	WA8624 / GAZ	Olympic White	WA598F / Anthracite WA9428 / Spectre Gray Metallic			WA413P / Cocoa WA600R / Jet Black WA9772 / Light Neutral



# 2013 General Motors Color Compatibility Guide

Guide de compatibilité de couleur • Guía de compatibilidad de color

Model Name	Exterior Color Code	Exterior Color Name	Accent/Accessory	Wheel	Underhood	Interior
Nom du modèle	Code de la couleur extérieure	Nom de la couleur extérieure	Accent/Accessoire	Roue	Sous Le Capot	Intérieur
Nombre del modelo	Código del color exterior	Nombre del color exterior	Acenro/Accesorios	De Rueda	Baja El Capó	Interiores
Savana	WA213M / GW	Graystone Metallic	W12A848 / Black (Eggshell)	WA6248 / Silver Metallic	WA123E / Moonstone	WA167A / Ebony WA184D / Medium Dark Pewter II WA195A / Medium Neutral II
Savana	WA253A / 86	Wheatland Yellow	W12A848 / Black (Eggshell)	WA6248 / Silver Metallic		WA167A / Ebony WA184D / Medium Dark Pewter II WA195A / Medium Neutral II
Savana	WA722J / 25	Dark Ming Blue Metallic	W12A848 / Black (Eggshell)	WA6248 / Silver Metallic	WA154A / Dark Adriatic Blue	WA167A / Ebony WA184D / Medium Dark Pewter II WA195A / Medium Neutral II
Savana	WA726S / GGZ	Sheer Silver Metallic	W12A848 / Black (Eggshell)	WA6248 / Silver Metallic	WA688H / Ultra Silver	WA167A / Ebony WA184D / Medium Dark Pewter II WA195A / Medium Neutral II
Savana	WA8555 / GBA	Black	W12A848 / Black (Eggshell)	WA6248 / Silver Metallic	WA8555 / Black	WA167A / Ebony WA184D / Medium Dark Pewter II WA195A / Medium Neutral II
Savana	WA8624 / GAZ	Olympic White	W12A848 / Black (Eggshell)	WA6248 / Silver Metallic	WA9753 / Bright White	WA167A / Ebony WA184D / Medium Dark Pewter II WA195A / Medium Neutral II
Savana	WA9260 / GCN	Victory Red	W12A848 / Black (Eggshell)	WA6248 / Silver Metallic	WA8774 / Bright Red	WA167A / Ebony WA184D / Medium Dark Pewter II WA195A / Medium Neutral II
Savana	WA929L / 15	Cashmere Metallic	W12A848 / Black (Eggshell)	WA6248 / Silver Metallic	WA230A / Light Driftwood	WA167A / Ebony WA184D / Medium Dark Pewter II WA195A / Medium Neutral II
Savana	WA9539 / 47	Medium Green Metallic	W12A848 / Black (Eggshell)	WA6248 / Silver Metallic	WA233A / Medium Green	WA167A / Ebony WA184D / Medium Dark Pewter II WA195A / Medium Neutral II
Sierra	WA103V / GWU	Pinot Noir Metallic	W12A848 / Black (Eggshell) W30A848 / Black (Satin) WA569F / Sterling Silver Metallic	WA6277 / Gray WA8867 / Ultra Silver Metallic WA9021 / Silver Metallic WA9967 / Sparkle Silver Metallic		WA167A / Ebony WA311N / Light Titanium WA313N / Dark Titanium WA324N / Nova Silver Metallic WA413P / Cocoa WA830K / Light Cashmere WA935L / Very Dark Cashmere
Sierra	WA122V / GXH	Berlin Blue Metallic	W12A848 / Black (Eggshell) W30A848 / Black (Satin) WA569F / Sterling Silver Metallic	WA6277 / Gray WA8867 / Ultra Silver Metallic WA9021 / Silver Metallic WA9967 / Sparkle Silver Metallic		WA167A / Ebony WA311N / Light Titanium WA313N / Dark Titanium WA324N / Nova Silver Metallic WA413P / Cocoa WA830K / Light Cashmere WA935L / Very Dark Cashmere
Sierra	WA213M / GIW	Graystone Metallic	W12A848 / Black (Eggshell) W30A848 / Black (Satin) WA569F / Sterling Silver Metallic	WA6277 / Gray WA8867 / Ultra Silver Metallic WA9021 / Silver Metallic WA9967 / Sparkle Silver Metallic		WA167A / Ebony WA311N / Light Titanium WA313N / Dark Titanium WA324N / Nova Silver Metallic WA413P / Cocoa WA830K / Light Cashmere WA935L / Very Dark Cashmere
Sierra	WA412P / 66	Sonoma Jewel Metallic	W12A848 / Black (Eggshell) W30A848 / Black (Satin) WA569F / Sterling Silver Metallic	WA6277 / Gray WA8867 / Ultra Silver Metallic WA9021 / Silver Metallic WA9967 / Sparkle Silver Metallic		WA167A / Ebony WA311N / Light Titanium WA313N / Dark Titanium WA324N / Nova Silver Metallic WA413P / Cocoa WA830K / Light Cashmere WA935L / Very Dark Cashmere
Sierra	WA636R / GAN	Switchblade Silver Metallic	W12A848 / Black (Eggshell) W30A848 / Black (Satin) WA569F / Sterling Silver Metallic	WA6277 / Gray WA8867 / Ultra Silver Metallic WA9021 / Silver Metallic WA9967 / Sparkle Silver Metallic		WA167A / Ebony WA311N / Light Titanium WA313N / Dark Titanium WA324N / Nova Silver Metallic WA413P / Cocoa WA830K / Light Cashmere WA935L / Very Dark Cashmere
Sierra	WA706S / GHA	Magna Steel Metallic	W12A848 / Black (Eggshell) W30A848 / Black (Satin) WA569F / Sterling Silver Metallic	WA6277 / Gray WA8867 / Ultra Silver Metallic WA9021 / Silver Metallic WA9967 / Sparkle Silver Metallic		WA167A / Ebony WA324N / Nova Silver Metallic WA413P / Cocoa WA830K / Light Cashmere WA935L / Very Dark Cashmere
Sierra	WA715U / GXN	Bottle Green Metallic	W12A848 / Black (Eggshell) W30A848 / Black (Satin) WA569F / Sterling Silver Metallic	WA6277 / Gray WA8867 / Ultra Silver Metallic WA9021 / Silver Metallic WA9967 / Sparkle Silver Metallic		WA167A / Ebony WA311N / Light Titanium WA313N / Dark Titanium WA324N / Nova Silver Metallic WA413P / Cocoa WA830K / Light Cashmere WA935L / Very Dark Cashmere



# 2013 General Motors Color Compatibility Guide

Guide de compatibilité de couleur • Guía de compatibilidad de color

Model Name	Exterior Color Code	Exterior Color Name	Accent/Accessory	Wheel	Underhood	Interior
Nom du modèle	Code de la couleur extérieure	Nom de la couleur extérieure	Accent/Accessoire	Roue	Sous Le Capot	Intérieur
Nombre del modelo	Código del color exterior	Nombre del color exterior	Acento/ Accesorios	De Rueda	Baja El Capó	Interiores
Sierra	WA800J / GBN	White Diamond Pearl	W12A848 / Black (Eggshell) W30A848 / Black (Satin) WA569F / Sterling Silver Metallic	WA6277 / Gray WA8867 / Ultra Silver Metallic WA9021 / Silver Metallic WA9967 / Sparkle Silver Metallic		WA167A / Ebony WA311N / Light Titanium WA313N / Dark Titanium WA324N / Nova Silver Metallic WA413P / Cocoa WA830K / Light Cashmere WA935L / Very Dark Cashmere
Sierra	WA8555 / GBA	Black	W12A848 / Black (Eggshell) W30A848 / Black (Satin) WA569F / Sterling Silver Metallic	WA6277 / Gray WA8867 / Ultra Silver Metallic WA9021 / Silver Metallic WA9967 / Sparkle Silver Metallic		WA167A / Ebony WA311N / Light Titanium WA313N / Dark Titanium WA324N / Nova Silver Metallic WA413P / Cocoa WA830K / Light Cashmere WA935L / Very Dark Cashmere
Sierra	WA8624 / GAZ	Olympic White	W12A848 / Black (Eggshell) W30A848 / Black (Satin) WA569F / Sterling Silver Metallic	WA6277 / Gray WA8867 / Ultra Silver Metallic WA9021 / Silver Metallic WA9967 / Sparkle Silver Metallic		WA167A / Ebony WA311N / Light Titanium WA313N / Dark Titanium WA324N / Nova Silver Metallic WA413P / Cocoa WA830K / Light Cashmere WA935L / Very Dark Cashmere
Sierra	WA9260 / GCN	Victory Red	W12A848 / Black (Eggshell) W30A848 / Black (Satin) WA569F / Sterling Silver Metallic	WA6277 / Gray WA8867 / Ultra Silver Metallic WA9021 / Silver Metallic WA9967 / Sparkle Silver Metallic		WA167A / Ebony WA311N / Light Titanium WA313N / Dark Titanium WA324N / Nova Silver Metallic WA830K / Light Cashmere WA935L / Very Dark Cashmere
Sierra	WA928L / 46	Stealth Gray Metallic	W12A848 / Black (Eggshell) W30A848 / Black (Satin) WA569F / Sterling Silver Metallic	WA6277 / Gray WA8867 / Ultra Silver Metallic WA9021 / Silver Metallic WA9967 / Sparkle Silver Metallic		WA167A / Ebony WA311N / Light Titanium WA313N / Dark Titanium WA324N / Nova Silver Metallic WA413P / Cocoa WA830K / Light Cashmere WA935L / Very Dark Cashmere
Sierra	WA933L / GTS	Luxo Blue Metallic	W12A848 / Black (Eggshell) W30A848 / Black (Satin) WA569F / Sterling Silver Metallic	WA6277 / Gray WA8867 / Ultra Silver Metallic WA9021 / Silver Metallic WA9967 / Sparkle Silver Metallic		WA167A / Ebony WA311N / Light Titanium WA313N / Dark Titanium WA324N / Nova Silver Metallic WA830K / Light Cashmere WA935L / Very Dark Cashmere
Silverado	WA103V / GWU	Pinot Noir Metallic	1011468 / Black Matte - Low Gloss W12A848 / Black (Eggshell) W30A848 / Black (Satin) WA569F / Sterling Silver Metallic	WA6277 / Gray WA8867 / Ultra Silver Metallic WA9021 / Silver Metallic WA9967 / Sparkle Silver Metallic		WA167A / Ebony WA311N / Light Titanium WA313N / Dark Titanium WA324N / Nova Silver Metallic WA830K / Light Cashmere WA935L / Very Dark Cashmere
Silverado	WA122V / GXH	Berlin Blue Metallic	1011468 / Black Matte - Low Gloss W12A848 / Black (Eggshell) W30A848 / Black (Satin) WA569F / Sterling Silver Metallic	WA6277 / Gray WA8867 / Ultra Silver Metallic WA9021 / Silver Metallic WA9967 / Sparkle Silver Metallic		WA167A / Ebony WA311N / Light Titanium WA313N / Dark Titanium WA324N / Nova Silver Metallic WA830K / Light Cashmere WA935L / Very Dark Cashmere
Silverado	WA213M / GIW	Graystone Metallic	1011468 / Black Matte - Low Gloss W12A848 / Black (Eggshell) W30A848 / Black (Satin) WA569F / Sterling Silver Metallic	WA6277 / Gray WA8867 / Ultra Silver Metallic WA9021 / Silver Metallic WA9967 / Sparkle Silver Metallic		WA167A / Ebony WA311N / Light Titanium WA313N / Dark Titanium WA324N / Nova Silver Metallic WA830K / Light Cashmere WA935L / Very Dark Cashmere
Silverado	WA412P / 66	Sonoma Jewel Metallic	1011468 / Black Matte - Low Gloss W12A848 / Black (Eggshell) W30A848 / Black (Satin) WA569F / Sterling Silver Metallic	WA6277 / Gray WA8867 / Ultra Silver Metallic WA9021 / Silver Metallic WA9967 / Sparkle Silver Metallic		WA167A / Ebony WA311N / Light Titanium WA313N / Dark Titanium WA324N / Nova Silver Metallic WA830K / Light Cashmere WA935L / Very Dark Cashmere
Silverado	WA636R / GAN	Switchblade Silver Metallic	1011468 / Black Matte - Low Gloss W12A848 / Black (Eggshell) W30A848 / Black (Satin) WA569F / Sterling Silver Metallic	WA6277 / Gray WA8867 / Ultra Silver Metallic WA9021 / Silver Metallic WA9967 / Sparkle Silver Metallic		WA167A / Ebony WA311N / Light Titanium WA313N / Dark Titanium WA324N / Nova Silver Metallic WA830K / Light Cashmere WA935L / Very Dark Cashmere
Silverado	WA706S / GHA	Magna Steel Metallic	1011468 / Black Matte - Low Gloss W12A848 / Black (Eggshell) W30A848 / Black (Satin) WA569F / Sterling Silver Metallic	WA6277 / Gray WA8867 / Ultra Silver Metallic WA9021 / Silver Metallic WA9967 / Sparkle Silver Metallic		WA167A / Ebony WA324N / Nova Silver Metallic WA830K / Light Cashmere WA935L / Very Dark Cashmere



# 2013 General Motors Color Compatibility Guide

Guide de compatibilité de couleur • Guía de compatibilidad de color

Model Name	Exterior Color Code	Exterior Color Name	Accent/Accessory	Wheel	Underhood	Interior
Nom du modèle	Code de la couleur extérieure	Nom de la couleur extérieure	Accent/Accessoire	Roue	Sous Le Capot	Intérieur
Nombre del modelo	Código del color exterior	Nombre del color exterior	Acento/ Accesorios	De Rueda	Baja El Capó	Interiores
Silverado	WA715U / GXN	Bottle Green Metallic	1011468 / Black Matte - Low Gloss W12A848 / Black (Eggshell) W30A848 / Black (Satin) WA569F / Sterling Silver Metallic	WA6277 / Gray WA8867 / Ultra Silver Metallic WA9021 / Silver Metallic WA9967 / Sparkle Silver Metallic		WA167A / Ebony WA311N / Light Titanium WA313N / Dark Titanium WA324N / Nova Silver Metallic WA830K / Light Cashmere WA935L / Very Dark Cashmere
Silverado	WA800J / GBN	White Diamond Pearl	1011468 / Black Matte - Low Gloss W12A848 / Black (Eggshell) W30A848 / Black (Satin) WA569F / Sterling Silver Metallic	WA6277 / Gray WA8867 / Ultra Silver Metallic WA9021 / Silver Metallic WA9967 / Sparkle Silver Metallic		WA167A / Ebony WA311N / Light Titanium WA313N / Dark Titanium WA324N / Nova Silver Metallic WA830K / Light Cashmere WA935L / Very Dark Cashmere
Silverado	WA8555 / GBA	Black	1011468 / Black Matte - Low Gloss W12A848 / Black (Eggshell) W30A848 / Black (Satin) WA569F / Sterling Silver Metallic	WA6277 / Gray WA8867 / Ultra Silver Metallic WA9021 / Silver Metallic WA9967 / Sparkle Silver Metallic		WA167A / Ebony WA311N / Light Titanium WA313N / Dark Titanium WA324N / Nova Silver Metallic WA830K / Light Cashmere WA935L / Very Dark Cashmere
Silverado	WA8624 / GAZ	Olympic White	1011468 / Black Matte - Low Gloss W12A848 / Black (Eggshell) W30A848 / Black (Satin) WA569F / Sterling Silver Metallic	WA6277 / Gray WA8867 / Ultra Silver Metallic WA9021 / Silver Metallic WA9967 / Sparkle Silver Metallic		WA167A / Ebony WA311N / Light Titanium WA313N / Dark Titanium WA324N / Nova Silver Metallic WA830K / Light Cashmere WA935L / Very Dark Cashmere
Silverado	WA9260 / GCN	Victory Red	1011468 / Black Matte - Low Gloss W12A848 / Black (Eggshell) W30A848 / Black (Satin) WA569F / Sterling Silver Metallic	WA6277 / Gray WA8867 / Ultra Silver Metallic WA9021 / Silver Metallic WA9967 / Sparkle Silver Metallic		WA167A / Ebony WA311N / Light Titanium WA313N / Dark Titanium WA324N / Nova Silver Metallic WA830K / Light Cashmere WA935L / Very Dark Cashmere
Silverado	WA928L / 46	Stealth Gray Metallic	1011468 / Black Matte - Low Gloss W12A848 / Black (Eggshell) W30A848 / Black (Satin) WA569F / Sterling Silver Metallic	WA6277 / Gray WA8867 / Ultra Silver Metallic WA9021 / Silver Metallic WA9967 / Sparkle Silver Metallic		WA167A / Ebony WA311N / Light Titanium WA313N / Dark Titanium WA324N / Nova Silver Metallic WA830K / Light Cashmere WA935L / Very Dark Cashmere
Silverado	WA933L / GTS	Luxo Blue Metallic	1011468 / Black Matte - Low Gloss W12A848 / Black (Eggshell) W30A848 / Black (Satin) WA569F / Sterling Silver Metallic	WA6277 / Gray WA8867 / Ultra Silver Metallic WA9021 / Silver Metallic WA9967 / Sparkle Silver Metallic		WA167A / Ebony WA311N / Light Titanium WA313N / Dark Titanium WA324N / Nova Silver Metallic WA830K / Light Cashmere WA935L / Very Dark Cashmere
Sonic	WA501Q / GAR	Carbon Flash Metallic	W20A848 / Black (Eggshell) WA598F / Anthracite			WA311N / Light Titanium WA313N / Dark Titanium WA422P / Brick WA558Q / Graphite Silver Metallic WA600R / Jet Black WA6246 / Dark Argent Metallic WA642H / Very Dark Pewter WA721R / Jade Black WA831S / Astro Silver Metallic
Sonic	WA502Q / GCR	Inferno Orange Metallic	W20A848 / Black (Eggshell) WA501Q / Carbon Flash Metallic WA598F / Anthracite			WA311N / Light Titanium WA313N / Dark Titanium WA558Q / Graphite Silver Metallic WA600R / Jet Black WA6246 / Dark Argent Metallic WA642H / Very Dark Pewter
Sonic	WA505Q / GBE	Crystal Claret Tintcoat	W20A848 / Black (Eggshell) WA501Q / Carbon Flash Metallic WA598F / Anthracite			WA311N / Light Titanium WA313N / Dark Titanium WA558Q / Graphite Silver Metallic WA600R / Jet Black WA6246 / Dark Argent Metallic WA642H / Very Dark Pewter
Sonic	WA636R / GAN	Switchblade Silver Metallic	W20A848 / Black (Eggshell) WA501Q / Carbon Flash Metallic WA598F / Anthracite			WA311N / Light Titanium WA313N / Dark Titanium WA422P / Brick WA558Q / Graphite Silver Metallic WA600R / Jet Black WA6246 / Dark Argent Metallic WA642H / Very Dark Pewter
Sonic	WA637R / GBV	Cyber Gray Metallic	W20A848 / Black (Eggshell) WA501Q / Carbon Flash Metallic WA598F / Anthracite			WA311N / Light Titanium WA313N / Dark Titanium WA422P / Brick WA558Q / Graphite Silver Metallic WA600R / Jet Black WA6246 / Dark Argent Metallic WA642H / Very Dark Pewter WA721R / Jade Black WA831S / Astro Silver Metallic

# 2013 General Motors Color Compatibility Guide

Guide de compatibilité de couleur • Guía de compatibilidad de color

Model Name	Exterior Color Code	Exterior Color Name	Accent/Accessory	Wheel	Underhood	Interior
Nom du modèle	Code de la couleur extérieure	Nom de la couleur extérieure	Accent/Accessoire	Roue	Sous Le Capot	Intérieur
Nombre del modelo	Código del color exterior	Nombre del color exterior	Acento/Accesorios	De Rueda	Baja El Capó	Interiores
Sonic	WA8624 / GAZ	Olympic White	W20A848 / Black (Eggshell) WA501Q / Carbon Flash Metallic WA598F / Anthracite			WA311N / Light Titanium WA313N / Dark Titanium WA422P / Brick WA558Q / Graphite Silver Metallic WA600R / Jet Black WA6246 / Dark Argent Metallic WA642H / Very Dark Pewter WA721R / Jade Black WA831S / Astro Silver Metallic
Sonic	WA9260 / GCN	Victory Red	W20A848 / Black (Eggshell) WA501Q / Carbon Flash Metallic WA598F / Anthracite			WA311N / Light Titanium WA313N / Dark Titanium WA558Q / Graphite Silver Metallic WA600R / Jet Black WA6246 / Dark Argent Metallic WA642H / Very Dark Pewter WA721R / Jade Black WA831S / Astro Silver Metallic
Sonic	WA933L / GTS	Luxo Blue Metallic	W20A848 / Black (Eggshell) WA501Q / Carbon Flash Metallic WA598F / Anthracite			WA311N / Light Titanium WA313N / Dark Titanium WA558Q / Graphite Silver Metallic WA600R / Jet Black WA6246 / Dark Argent Metallic WA642H / Very Dark Pewter
Spark	WA202V / GYV	Urban Titanium Gray Metallic	WA598F / Anthracite			WA600R / Jet Black WA6246 / Dark Argent Metallic WA636R / Switchblade Silver Metallic WA642H / Very Dark Pewter WA715R / Polar Silver Metallic
Spark	WA501Q / GAR	Carbon Flash Metallic	WA598F / Anthracite			WA600R / Jet Black WA6246 / Dark Argent Metallic WA636R / Switchblade Silver Metallic WA642H / Very Dark Pewter WA715R / Polar Silver Metallic
Spark	WA636R / GAN	Switchblade Silver Metallic	WA598F / Anthracite			WA600R / Jet Black WA6246 / Dark Argent Metallic WA636R / Switchblade Silver Metallic WA642H / Very Dark Pewter WA715R / Polar Silver Metallic
Spark	WA717R / GGE	Super Red	WA598F / Anthracite			WA600R / Jet Black WA6246 / Dark Argent Metallic WA636R / Switchblade Silver Metallic WA642H / Very Dark Pewter WA715R / Polar Silver Metallic WA717R / Super Red
Spark	WA726R / GJT	Green Cocktail Metallic	WA598F / Anthracite			WA600R / Jet Black WA6246 / Dark Argent Metallic WA636R / Switchblade Silver Metallic WA642H / Very Dark Pewter WA715R / Polar Silver Metallic WA726R / Green Cocktail Metallic
Spark	WA726U / GUD	Honey Mellow Yellow	WA598F / Anthracite			WA600R / Jet Black WA6246 / Dark Argent Metallic WA636R / Switchblade Silver Metallic WA642H / Very Dark Pewter WA715R / Polar Silver Metallic WA726U / Honey Mellow Yellow
Spark	WA727U / GUC	Bluebell Blue Metallic	WA598F / Anthracite			WA600R / Jet Black WA6246 / Dark Argent Metallic WA636R / Switchblade Silver Metallic WA642H / Very Dark Pewter WA715R / Polar Silver Metallic WA727U / Bluebell Blue Metallic
Spark	WA729R / GJS	Ice Teal Metallic	WA598F / Anthracite			WA600R / Jet Black WA6246 / Dark Argent Metallic WA636R / Switchblade Silver Metallic WA642H / Very Dark Pewter WA715R / Polar Silver Metallic
Spark	WA8624 / GAZ	Olympic White	WA598F / Anthracite			WA600R / Jet Black WA6246 / Dark Argent Metallic WA636R / Switchblade Silver Metallic WA642H / Very Dark Pewter WA715R / Polar Silver Metallic
Spark	WA896T / GQL	Luscious Kiss Pink Metallic	WA598F / Anthracite			WA600R / Jet Black WA6246 / Dark Argent Metallic WA636R / Switchblade Silver Metallic WA642H / Very Dark Pewter WA715R / Polar Silver Metallic



# 2013 General Motors Color Compatibility Guide

Guide de compatibilité de couleur • Guía de compatibilidad de color

Model Name	Exterior Color Code	Exterior Color Name	Accent/Accessory	Wheel	Underhood	Interior
Nom du modèle	Code de la couleur extérieure	Nom de la couleur extérieure	Accent/Accessoire	Roue	Sous Le Capot	Intérieur
Nombre del modelo	Código del color exterior	Nombre del color exterior	Accesorio	De Rueda	Baja El Capó	Interiores
SRX	WA101V / GWS	Silver Topaz Metallic	W12A848 / Black (Eggshell) W30A848 / Black (Satin)	WA8945 / Charcoal Gray Metallic WA9967 / Sparkle Silver Metallic		WA149B / Shale WA311N / Light Titanium WA424P / Piano Black WA600R / Jet Black WA700S / Black Carbon Metallic WA702S / Brownstone
SRX	WA102V / GWT	Champagne Silver Metallic	W12A848 / Black (Eggshell) W30A848 / Black (Satin)	WA8945 / Charcoal Gray Metallic WA9967 / Sparkle Silver Metallic		WA149B / Shale WA311N / Light Titanium WA424P / Piano Black WA600R / Jet Black WA700S / Black Carbon Metallic WA702S / Brownstone
SRX	WA501Q / GAR	Carbon Flash Metallic	W12A848 / Black (Eggshell) W30A848 / Black (Satin)	WA8945 / Charcoal Gray Metallic WA9967 / Sparkle Silver Metallic	WA8555 / Black	WA149B / Shale WA311N / Light Titanium WA424P / Piano Black WA600R / Jet Black WA700S / Black Carbon Metallic WA702S / Brownstone
SRX	WA505Q / GBE	Crystal Claret Tintcoat	W12A848 / Black (Eggshell) W30A848 / Black (Satin)	WA8945 / Charcoal Gray Metallic WA9967 / Sparkle Silver Metallic	WA195D / Madrid Red	WA149B / Shale WA311N / Light Titanium WA424P / Piano Black WA600R / Jet Black WA700S / Black Carbon Metallic WA702S / Brownstone
SRX	WA560Q / GBR	Platinum Ice Tricoat	W12A848 / Black (Eggshell) W30A848 / Black (Satin)	WA8945 / Charcoal Gray Metallic WA9967 / Sparkle Silver Metallic		WA149B / Shale WA311N / Light Titanium WA424P / Piano Black WA600R / Jet Black WA700S / Black Carbon Metallic WA702S / Brownstone
SRX	WA590Q / GKP	Mary Kay Pink Pearl V	W12A848 / Black (Eggshell) W30A848 / Black (Satin)	WA8945 / Charcoal Gray Metallic WA9967 / Sparkle Silver Metallic		WA149B / Shale WA311N / Light Titanium WA424P / Piano Black WA600R / Jet Black WA700S / Black Carbon Metallic WA702S / Brownstone
SRX	WA636R / GAN	Switchblade Silver Metallic	W12A848 / Black (Eggshell) W30A848 / Black (Satin)	WA8945 / Charcoal Gray Metallic WA9967 / Sparkle Silver Metallic	WA857K / Light Spiral Gray	WA149B / Shale WA311N / Light Titanium WA424P / Piano Black WA600R / Jet Black WA700S / Black Carbon Metallic WA702S / Brownstone
SRX	WA637R / GBV	Cyber Gray Metallic	W12A848 / Black (Eggshell) W30A848 / Black (Satin)	WA8945 / Charcoal Gray Metallic WA9967 / Sparkle Silver Metallic	WA874K / Medium Spiral Gray	WA149B / Shale WA311N / Light Titanium WA424P / Piano Black WA600R / Jet Black WA700S / Black Carbon Metallic WA702S / Brownstone
SRX	WA718S / GGU	Evolution Blue Metallic	W12A848 / Black (Eggshell) W30A848 / Black (Satin)	WA8945 / Charcoal Gray Metallic WA9967 / Sparkle Silver Metallic	WA915T / Light Green Blue	WA149B / Shale WA311N / Light Titanium WA424P / Piano Black WA600R / Jet Black WA700S / Black Carbon Metallic WA702S / Brownstone
SRX	WA8555 / GBA	Black	W12A848 / Black (Eggshell) W30A848 / Black (Satin)	WA8945 / Charcoal Gray Metallic WA9967 / Sparkle Silver Metallic	WA8555 / Black	WA149B / Shale WA311N / Light Titanium WA424P / Piano Black WA600R / Jet Black WA700S / Black Carbon Metallic WA702S / Brownstone
SRX	WA933L / GTS	Luxo Blue Metallic	W12A848 / Black (Eggshell) W30A848 / Black (Satin)	WA8945 / Charcoal Gray Metallic WA9967 / Sparkle Silver Metallic		WA149B / Shale WA311N / Light Titanium WA424P / Piano Black WA600R / Jet Black WA700S / Black Carbon Metallic WA702S / Brownstone
Suburban	WA102V / GWT	Champagne Silver Metallic	W12A848 / Black (Eggshell) W30A848 / Black (Satin) WA8867 / Ultra Silver Metallic	WA9021 / Silver Metallic WA9967 / Sparkle Silver Metallic		WA167A / Ebony WA311N / Light Titanium WA313N / Dark Titanium WA830K / Light Cashmere WA935L / Very Dark Cashmere
Suburban	WA103V / GWU	Pinot Noir Metallic	W12A848 / Black (Eggshell) W30A848 / Black (Satin) WA8867 / Ultra Silver Metallic	WA9021 / Silver Metallic WA9967 / Sparkle Silver Metallic		WA167A / Ebony

# 2013 General Motors Color Compatibility Guide

Guide de compatibilité de couleur • Guía de compatibilidad de color

Model Name	Exterior Color Code	Exterior Color Name	Accent/Accessory	Wheel	Underhood	Interior
Nom du modèle	Code de la couleur extérieure	Nom de la couleur extérieure	Accent/Accessoire	Roue	Sous Le Capot	Intérieur
Nombre del modelo	Código del color exterior	Nombre del color exterior	Acento/ Accesorios	De Rueda	Baja El Capó	Interiores
Suburban	WA122V / GXH	Berlin Blue Metallic	W12A848 / Black (Eggshell) W30A848 / Black (Satin) WA8867 / Ultra Silver Metallic	WA9021 / Silver Metallic WA9967 / Sparkle Silver Metallic		WA167A / Ebony WA311N / Light Titanium WA313N / Dark Titanium WA830K / Light Cashmere WA935L / Very Dark Cashmere
Suburban	WA501Q / GAR	Carbon Flash Metallic	W12A848 / Black (Eggshell) W30A848 / Black (Satin) WA8867 / Ultra Silver Metallic	WA9021 / Silver Metallic WA9967 / Sparkle Silver Metallic		WA167A / Ebony WA311N / Light Titanium WA313N / Dark Titanium WA830K / Light Cashmere WA935L / Very Dark Cashmere
Suburban	WA505Q / GBE	Crystal Claret Tintcoat	W12A848 / Black (Eggshell) W30A848 / Black (Satin) WA8867 / Ultra Silver Metallic	WA9021 / Silver Metallic WA9967 / Sparkle Silver Metallic		WA167A / Ebony WA311N / Light Titanium WA313N / Dark Titanium WA830K / Light Cashmere WA935L / Very Dark Cashmere
Suburban	WA636R / GAN	Switchblade Silver Metallic	W12A848 / Black (Eggshell) W30A848 / Black (Satin) WA8867 / Ultra Silver Metallic	WA9021 / Silver Metallic WA9967 / Sparkle Silver Metallic		WA167A / Ebony WA311N / Light Titanium WA313N / Dark Titanium WA830K / Light Cashmere WA935L / Very Dark Cashmere
Suburban	WA706S / GHA	Magna Steel Metallic	W12A848 / Black (Eggshell) W30A848 / Black (Satin) WA8867 / Ultra Silver Metallic	WA9021 / Silver Metallic WA9967 / Sparkle Silver Metallic		WA167A / Ebony WA311N / Light Titanium WA313N / Dark Titanium WA830K / Light Cashmere WA935L / Very Dark Cashmere
Suburban	WA707S / GGW	Dark Labyrinth Metallic	W12A848 / Black (Eggshell) W30A848 / Black (Satin) WA8867 / Ultra Silver Metallic	WA9021 / Silver Metallic WA9967 / Sparkle Silver Metallic		WA167A / Ebony WA311N / Light Titanium WA313N / Dark Titanium WA830K / Light Cashmere WA935L / Very Dark Cashmere
Suburban	WA800J / GBN	White Diamond Pearl	W12A848 / Black (Eggshell) W30A848 / Black (Satin) WA8867 / Ultra Silver Metallic	WA9021 / Silver Metallic WA9967 / Sparkle Silver Metallic		WA167A / Ebony WA311N / Light Titanium WA313N / Dark Titanium WA830K / Light Cashmere WA935L / Very Dark Cashmere
Suburban	WA8555 / GBA	Black	W12A848 / Black (Eggshell) W30A848 / Black (Satin) WA8867 / Ultra Silver Metallic	WA9021 / Silver Metallic WA9967 / Sparkle Silver Metallic		WA167A / Ebony WA311N / Light Titanium WA313N / Dark Titanium WA830K / Light Cashmere WA935L / Very Dark Cashmere
Suburban	WA8624 / GAZ	Olympic White	W12A848 / Black (Eggshell) W30A848 / Black (Satin) WA8867 / Ultra Silver Metallic	WA9021 / Silver Metallic WA9967 / Sparkle Silver Metallic		WA167A / Ebony WA311N / Light Titanium WA313N / Dark Titanium WA830K / Light Cashmere WA935L / Very Dark Cashmere
Tahoe	WA102V / GWT	Champagne Silver Metallic	W12A848 / Black (Eggshell) W30A848 / Black (Satin) WA8867 / Ultra Silver Metallic	WA9021 / Silver Metallic WA9967 / Sparkle Silver Metallic		WA167A / Ebony WA311N / Light Titanium WA313N / Dark Titanium WA830K / Light Cashmere WA935L / Very Dark Cashmere
Tahoe	WA103V / GWU	Pinot Noir Metallic	W12A848 / Black (Eggshell) W30A848 / Black (Satin) WA8867 / Ultra Silver Metallic	WA9021 / Silver Metallic WA9967 / Sparkle Silver Metallic		WA167A / Ebony
Tahoe	WA122V / GXH	Berlin Blue Metallic	W12A848 / Black (Eggshell) W30A848 / Black (Satin) WA8867 / Ultra Silver Metallic	WA9021 / Silver Metallic WA9967 / Sparkle Silver Metallic		WA167A / Ebony WA311N / Light Titanium WA313N / Dark Titanium WA830K / Light Cashmere WA935L / Very Dark Cashmere
Tahoe	WA501Q / GAR	Carbon Flash Metallic	W12A848 / Black (Eggshell) W30A848 / Black (Satin) WA8867 / Ultra Silver Metallic	WA9021 / Silver Metallic WA9967 / Sparkle Silver Metallic		WA167A / Ebony WA311N / Light Titanium WA313N / Dark Titanium WA830K / Light Cashmere WA935L / Very Dark Cashmere
Tahoe	WA505Q / GBE	Crystal Claret Tintcoat	W12A848 / Black (Eggshell) W30A848 / Black (Satin) WA8867 / Ultra Silver Metallic	WA9021 / Silver Metallic WA9967 / Sparkle Silver Metallic		WA167A / Ebony WA311N / Light Titanium WA313N / Dark Titanium WA830K / Light Cashmere WA935L / Very Dark Cashmere
Tahoe	WA636R / GAN	Switchblade Silver Metallic	W12A848 / Black (Eggshell) W30A848 / Black (Satin) WA8867 / Ultra Silver Metallic	WA9021 / Silver Metallic WA9967 / Sparkle Silver Metallic		WA167A / Ebony WA311N / Light Titanium WA313N / Dark Titanium WA830K / Light Cashmere WA935L / Very Dark Cashmere



# 2013 General Motors Color Compatibility Guide

Guide de compatibilité de couleur • Guía de compatibilidad de color

Model Name	Exterior Color Code	Exterior Color Name	Accent/Accessory	Wheel	Underhood	Interior
Nom du modèle	Code de la couleur extérieure	Nom de la couleur extérieure	Accent/Accessoire	Roue	Sous Le Capot	Intérieur
Nombre del modelo	Código del color exterior	Nombre del color exterior	Accesorio/Acesorios	De Rueda	Baja El Capó	Interiores
Tahoe	WA706S / GHA	Magna Steel Metallic	W12A848 / Black (Eggshell) W30A848 / Black (Satin) WA8867 / Ultra Silver Metallic	WA9021 / Silver Metallic WA9967 / Sparkle Silver Metallic		WA167A / Ebony WA311N / Light Titanium WA313N / Dark Titanium WA830K / Light Cashmere WA935L / Very Dark Cashmere
Tahoe	WA707S / GGW	Dark Labyrinth Metallic	W12A848 / Black (Eggshell) W30A848 / Black (Satin) WA8867 / Ultra Silver Metallic	WA9021 / Silver Metallic WA9967 / Sparkle Silver Metallic		WA167A / Ebony WA311N / Light Titanium WA313N / Dark Titanium WA830K / Light Cashmere WA935L / Very Dark Cashmere
Tahoe	WA800J / GBN	White Diamond Pearl	W12A848 / Black (Eggshell) W30A848 / Black (Satin) WA8867 / Ultra Silver Metallic	WA9021 / Silver Metallic WA9967 / Sparkle Silver Metallic		WA167A / Ebony WA311N / Light Titanium WA313N / Dark Titanium WA830K / Light Cashmere WA935L / Very Dark Cashmere
Tahoe	WA8555 / GBA	Black	W12A848 / Black (Eggshell) W30A848 / Black (Satin) WA8867 / Ultra Silver Metallic	WA9021 / Silver Metallic WA9967 / Sparkle Silver Metallic		WA167A / Ebony WA311N / Light Titanium WA313N / Dark Titanium WA830K / Light Cashmere WA935L / Very Dark Cashmere
Tahoe	WA8624 / GAZ	Olympic White	W12A848 / Black (Eggshell) W30A848 / Black (Satin) WA8867 / Ultra Silver Metallic	WA9021 / Silver Metallic WA9967 / Sparkle Silver Metallic		WA167A / Ebony WA311N / Light Titanium WA313N / Dark Titanium WA830K / Light Cashmere WA935L / Very Dark Cashmere
Terrain	WA102V / GWT	Champagne Silver Metallic	W12A848 / Black (Eggshell) WA501F / Dark Smoke Gray	WA9967 / Sparkle Silver Metallic		WA311N / Light Titanium WA328N / Light Titanium Granite WA527Q / Refined Silver Metallic WA600R / Jet Black WA6246 / Dark Argent Metallic WA702S / Brownstone
Terrain	WA106V / GWY	Atlantis Blue Metallic	W12A848 / Black (Eggshell) WA501F / Dark Smoke Gray	WA9967 / Sparkle Silver Metallic		WA311N / Light Titanium WA328N / Light Titanium Granite WA527Q / Refined Silver Metallic WA600R / Jet Black WA6246 / Dark Argent Metallic WA702S / Brownstone
Terrain	WA121V / GXG	Iridium Metallic	W12A848 / Black (Eggshell) WA501F / Dark Smoke Gray	WA9967 / Sparkle Silver Metallic		WA311N / Light Titanium WA328N / Light Titanium Granite WA527Q / Refined Silver Metallic WA600R / Jet Black WA6246 / Dark Argent Metallic WA702S / Brownstone
Terrain	WA505Q / GBE	Crystal Claret Tintcoat	W12A848 / Black (Eggshell) WA501F / Dark Smoke Gray	WA9967 / Sparkle Silver Metallic		WA311N / Light Titanium WA328N / Light Titanium Granite WA527Q / Refined Silver Metallic WA600R / Jet Black WA6246 / Dark Argent Metallic WA702S / Brownstone
Terrain	WA565Q / GAR	Carbon Flash Metallic	W12A848 / Black (Eggshell) WA501F / Dark Smoke Gray	WA9967 / Sparkle Silver Metallic		WA311N / Light Titanium WA328N / Light Titanium Granite WA527Q / Refined Silver Metallic WA600R / Jet Black WA6246 / Dark Argent Metallic WA702S / Brownstone
Terrain	WA636R / GAN	Switchblade Silver Metallic	W12A848 / Black (Eggshell) WA501F / Dark Smoke Gray	WA9967 / Sparkle Silver Metallic		WA311N / Light Titanium WA328N / Light Titanium Granite WA527Q / Refined Silver Metallic WA600R / Jet Black WA6246 / Dark Argent Metallic WA702S / Brownstone
Terrain	WA718S / GGU	Evolution Blue Metallic	W12A848 / Black (Eggshell) WA501F / Dark Smoke Gray	WA9967 / Sparkle Silver Metallic		WA311N / Light Titanium WA328N / Light Titanium Granite WA527Q / Refined Silver Metallic WA600R / Jet Black WA6246 / Dark Argent Metallic WA702S / Brownstone
Terrain	WA810T / GLJ	Ashen Gray Metallic	W12A848 / Black (Eggshell) WA501F / Dark Smoke Gray	WA9967 / Sparkle Silver Metallic		WA311N / Light Titanium WA328N / Light Titanium Granite WA527Q / Refined Silver Metallic WA600R / Jet Black WA6246 / Dark Argent Metallic WA702S / Brownstone
Terrain	WA8555 / GBA	Black	W12A848 / Black (Eggshell) WA501F / Dark Smoke Gray	WA9967 / Sparkle Silver Metallic		WA311N / Light Titanium WA328N / Light Titanium Granite WA527Q / Refined Silver Metallic WA600R / Jet Black WA6246 / Dark Argent Metallic WA702S / Brownstone

# 2013 General Motors Color Compatibility Guide

Guide de compatibilité de couleur • Guía de compatibilidad de color

Model Name	Exterior Color Code	Exterior Color Name	Accent/Accessory	Wheel	Underhood	Interior
Nom du modèle	Code de la couleur extérieure	Nom de la couleur extérieure	Accent/Accessoire	Roue	Sous Le Capot	Intérieur
Nombre del modelo	Código del color exterior	Nombre del color exterior	Accesorios	De Rueda	Baja El Capó	Interiores
Terrain	WA8624 / GAZ	Olympic White	W12A848 / Black (Eggshell) WA501F / Dark Smoke Gray	WA9967 / Sparkle Silver Metallic		WA311N / Light Titanium WA328N / Light Titanium Granite WA527Q / Refined Silver Metallic WA600R / Jet Black WA6246 / Dark Argent Metallic WA702S / Brownstone
Traverse	WA102V / GWT	Champagne Silver Metallic	W12A848 / Black (Eggshell) WA598F / Anthracite	WA9752 / Bavarian Silver Metallic		WA167A / Ebony WA311N / Light Titanium WA313N / Dark Titanium WA955T / Mojave
Traverse	WA106V / GWY	Atlantis Blue Metallic	W12A848 / Black (Eggshell) WA598F / Anthracite	WA9752 / Bavarian Silver Metallic		WA167A / Ebony WA311N / Light Titanium WA313N / Dark Titanium WA955T / Mojave
Traverse	WA121V / GXG	Iridium Metallic	W12A848 / Black (Eggshell) WA598F / Anthracite	WA9752 / Bavarian Silver Metallic		WA167A / Ebony WA311N / Light Titanium WA313N / Dark Titanium WA955T / Mojave
Traverse	WA501Q / GAR	Carbon Flash Metallic	W12A848 / Black (Eggshell) WA598F / Anthracite	WA9752 / Bavarian Silver Metallic		WA167A / Ebony WA311N / Light Titanium WA313N / Dark Titanium WA955T / Mojave
Traverse	WA505Q / GBE	Crystal Claret Tintcoat	W12A848 / Black (Eggshell) WA598F / Anthracite	WA9752 / Bavarian Silver Metallic		WA167A / Ebony WA311N / Light Titanium WA313N / Dark Titanium WA955T / Mojave
Traverse	WA636R / GAN	Switchblade Silver Metallic	W12A848 / Black (Eggshell) WA598F / Anthracite	WA9752 / Bavarian Silver Metallic		WA167A / Ebony WA311N / Light Titanium WA313N / Dark Titanium WA955T / Mojave
Traverse	WA637R / GBV	Cyber Gray Metallic	W12A848 / Black (Eggshell) WA598F / Anthracite	WA9752 / Bavarian Silver Metallic		WA167A / Ebony WA311N / Light Titanium WA313N / Dark Titanium WA955T / Mojave
Traverse	WA800J / GBN	White Diamond Pearl	W12A848 / Black (Eggshell) WA598F / Anthracite	WA9752 / Bavarian Silver Metallic		WA167A / Ebony WA311N / Light Titanium WA313N / Dark Titanium WA955T / Mojave
Traverse	WA8554 / 40	White	W12A848 / Black (Eggshell) WA598F / Anthracite	WA9752 / Bavarian Silver Metallic		WA167A / Ebony WA311N / Light Titanium WA313N / Dark Titanium WA955T / Mojave
Trax	WA102V / GWT	Champagne Silver Metallic	WA598F / Anthracite WA636R / Switchblade Silver Metallic			WA126V / Liquid Platinum WA312N / Medium Titanium WA600R / Jet Black WA702S / Brownstone
Trax	WA412P / GCE	Sonoma Jewel Metallic	WA598F / Anthracite WA636R / Switchblade Silver Metallic			WA126V / Liquid Platinum WA312N / Medium Titanium WA600R / Jet Black WA702S / Brownstone
Trax	WA501Q / GAR	Carbon Flash Metallic	WA598F / Anthracite WA636R / Switchblade Silver Metallic			WA126V / Liquid Platinum WA312N / Medium Titanium WA600R / Jet Black WA702S / Brownstone
Trax	WA633H / G8F	Sunset Orange Metallic	WA598F / Anthracite WA636R / Switchblade Silver Metallic			WA126V / Liquid Platinum WA312N / Medium Titanium WA600R / Jet Black WA702S / Brownstone
Trax	WA636R / GAN	Switchblade Silver Metallic	WA598F / Anthracite WA636R / Switchblade Silver Metallic			WA126V / Liquid Platinum WA312N / Medium Titanium WA600R / Jet Black WA702S / Brownstone
Trax	WA637R / GBV	Cyber Gray Metallic	WA598F / Anthracite WA636R / Switchblade Silver Metallic			WA126V / Liquid Platinum WA312N / Medium Titanium WA600R / Jet Black WA702S / Brownstone
Trax	WA818T / GLB	Sonic Blue Metallic	WA598F / Anthracite WA636R / Switchblade Silver Metallic			WA126V / Liquid Platinum WA312N / Medium Titanium WA600R / Jet Black WA702S / Brownstone
Trax	WA8624 / GAZ	Olympic White	WA598F / Anthracite WA636R / Switchblade Silver Metallic			WA126V / Liquid Platinum WA312N / Medium Titanium WA600R / Jet Black WA702S / Brownstone



# 2013 General Motors Color Compatibility Guide

Guide de compatibilité de couleur • Guía de compatibilidad de color

Model Name	Exterior Color Code	Exterior Color Name	Accent/Accessory	Wheel	Underhood	Interior
Norm du modèle	Code de la couleur extérieure	Nom de la couleur extérieure	Accent/Accessoire	Roue	Sous Le Capot	Intérieur
Nombre del modelo	Código del color exterior	Nombre del color exterior	Acento/ Accesorios	De Rueda	Baja El Capó	Interiores
Trax	WA933L / GTS	Luxo Blue Metallic	WA598F / Anthracite WA636R / Switchblade Silver Metallic			WA126V / Liquid Platinum WA312N / Medium Titanium WA600R / Jet Black WA702S / Brownstone
Verano	WA501Q / GAR	Carbon Flash Metallic	WA598F / Anthracite WA9428 / Spectre Gray Metallic	WA9967 / Sparkle Silver Metallic		WA311N / Light Titanium WA312N / Medium Titanium WA413P / Cocoa WA600R / Jet Black WA923T / Choccachino WA9772 / Light Neutral
Verano	WA505Q / GBE	Crystal Claret Tintcoat	WA598F / Anthracite WA9428 / Spectre Gray Metallic	WA9967 / Sparkle Silver Metallic		WA311N / Light Titanium WA312N / Medium Titanium WA413P / Cocoa WA600R / Jet Black WA923T / Choccachino WA9772 / Light Neutral
Verano	WA518Q / GUV	Mocha Bronze Metallic	WA598F / Anthracite WA9428 / Spectre Gray Metallic	WA9967 / Sparkle Silver Metallic		WA311N / Light Titanium WA312N / Medium Titanium WA413P / Cocoa WA600R / Jet Black WA923T / Choccachino WA9772 / Light Neutral
Verano	WA636R / GAN	Switchblade Silver Metallic	WA598F / Anthracite WA9428 / Spectre Gray Metallic	WA9967 / Sparkle Silver Metallic		WA311N / Light Titanium WA312N / Medium Titanium WA413P / Cocoa WA600R / Jet Black WA923T / Choccachino WA9772 / Light Neutral
Verano	WA637R / GBV	Cyber Gray Metallic	WA598F / Anthracite WA9428 / Spectre Gray Metallic	WA9967 / Sparkle Silver Metallic		WA311N / Light Titanium WA312N / Medium Titanium WA413P / Cocoa WA600R / Jet Black WA923T / Choccachino WA9772 / Light Neutral
Verano	WA800J / GBN	White Diamond Pearl	WA598F / Anthracite WA9428 / Spectre Gray Metallic	WA9967 / Sparkle Silver Metallic		WA311N / Light Titanium WA312N / Medium Titanium WA413P / Cocoa WA600R / Jet Black WA923T / Choccachino WA9772 / Light Neutral
Verano	WA8624 / GAZ	Olympic White	WA598F / Anthracite WA9428 / Spectre Gray Metallic	WA9967 / Sparkle Silver Metallic		WA311N / Light Titanium WA312N / Medium Titanium WA413P / Cocoa WA600R / Jet Black WA923T / Choccachino WA9772 / Light Neutral
Verano	WA933L / GTS	Luxo Blue Metallic	WA598F / Anthracite WA9428 / Spectre Gray Metallic	WA9967 / Sparkle Silver Metallic		WA311N / Light Titanium WA312N / Medium Titanium WA413P / Cocoa WA600R / Jet Black WA923T / Choccachino WA9772 / Light Neutral
Volt	WA101V / GWS	Silver Topaz Metallic	WA207D / Dark Charcoal WA8555 / Black			WA104D / Opel Gray WA330N / Urban WA600R / Jet Black WA845T / Medium Urban WA875T / Ceramic White Metallic WA876T / Dark Argent Silver Metallic WA877T / Frosted Nickel Metallic
Volt	WA505Q / GBE	Crystal Claret Tintcoat	WA207D / Dark Charcoal WA8555 / Black			WA104D / Opel Gray WA330N / Urban WA600R / Jet Black WA845T / Medium Urban WA875T / Ceramic White Metallic WA876T / Dark Argent Silver Metallic WA877T / Frosted Nickel Metallic
Volt	WA636R / GAN	Switchblade Silver Metallic	WA207D / Dark Charcoal WA8555 / Black			WA104D / Opel Gray WA330N / Urban WA600R / Jet Black WA771S / Spice Red WA845T / Medium Urban WA875T / Ceramic White Metallic WA876T / Dark Argent Silver Metallic WA877T / Frosted Nickel Metallic

# 2013 General Motors Color Compatibility Guide

Guide de compatibilité de couleur • Guía de compatibilidad de color

Model Name	Exterior Color Code	Exterior Color Name	Accent/Accessory	Wheel	Underhood	Interior
Nom du modèle	Code de la couleur extérieure	Nom de la couleur extérieure	Accent/Accessoire	Roue	Sous Le Capot	Intérieur
Nombre del modelo	Código del color exterior	Nombre del color exterior	Acento/ Accesorios	De Rueda	Baja El Capó	Interiores
Volt	WA637R / GBV	Cyber Gray Metallic	WA207D / Dark Charcoal WA8555 / Black			WA104D / Opel Gray WA330N / Urban WA600R / Jet Black WA771S / Spice Red WA845T / Medium Urban WA875T / Ceramic White Metallic WA876T / Dark Argent Silver Metallic WA877T / Frosted Nickel Metallic
Volt	WA800J / GBN	White Diamond Pearl	WA207D / Dark Charcoal WA8555 / Black			WA104D / Opel Gray WA330N / Urban WA600R / Jet Black WA771S / Spice Red WA845T / Medium Urban WA875T / Ceramic White Metallic WA876T / Dark Argent Silver Metallic WA877T / Frosted Nickel Metallic
Volt	WA814T / GLC	Urban Fresh Tricoat	WA207D / Dark Charcoal WA8555 / Black			WA104D / Opel Gray WA330N / Urban WA600R / Jet Black WA845T / Medium Urban WA875T / Ceramic White Metallic WA876T / Dark Argent Silver Metallic WA877T / Frosted Nickel Metallic
Volt	WA8555 / GBA	Black	WA207D / Dark Charcoal WA8555 / Black			WA104D / Opel Gray WA330N / Urban WA600R / Jet Black WA771S / Spice Red WA845T / Medium Urban WA875T / Ceramic White Metallic WA876T / Dark Argent Silver Metallic WA877T / Frosted Nickel Metallic
Volt	WA8624 / GAZ	Olympic White	WA207D / Dark Charcoal WA8555 / Black			WA104D / Opel Gray WA330N / Urban WA600R / Jet Black WA771S / Spice Red WA845T / Medium Urban WA875T / Ceramic White Metallic WA876T / Dark Argent Silver Metallic WA877T / Frosted Nickel Metallic
Volt	WA933L / GTS	Luxo Blue Metallic	WA207D / Dark Charcoal WA8555 / Black			WA104D / Opel Gray WA330N / Urban WA600R / Jet Black WA845T / Medium Urban WA875T / Ceramic White Metallic WA876T / Dark Argent Silver Metallic WA877T / Frosted Nickel Metallic
XTS	WA102V / GWT	Champagne Silver Metallic	W12A848 / Black (Eggshell) WA8555 / Black			WA149B / Shale WA413P / Cocoa WA503F / Light Wheat WA600R / Jet Black WA706U / Caramel Tan WA834T / Very Light Platinum WA844T / Dark Urban
XTS	WA122V / GXH	Berlin Blue Metallic	W12A848 / Black (Eggshell) WA8555 / Black			WA149B / Shale WA312N / Medium Titanium WA413P / Cocoa WA503F / Light Wheat WA600R / Jet Black WA706U / Caramel Tan WA834T / Very Light Platinum WA844T / Dark Urban
XTS	WA505Q / GBE	Crystal Claret Tintcoat	W12A848 / Black (Eggshell) WA8555 / Black			WA149B / Shale WA312N / Medium Titanium WA413P / Cocoa WA503F / Light Wheat WA600R / Jet Black WA706U / Caramel Tan WA834T / Very Light Platinum WA844T / Dark Urban
XTS	WA590Q / GKP	Mary Kay Pink Pearl V	W12A848 / Black (Eggshell) WA8555 / Black			WA149B / Shale WA312N / Medium Titanium WA413P / Cocoa WA503F / Light Wheat WA600R / Jet Black WA706U / Caramel Tan WA834T / Very Light Platinum WA844T / Dark Urban



# 2013 General Motors Color Compatibility Guide

Guide de compatibilité de couleur • Guía de compatibilidad de color

Model Name	Exterior Color Code	Exterior Color Name	Accent/Accessory	Wheel	Underhood	Interior
Nom du modèle	Code de la couleur extérieure	Nom de la couleur extérieure	Accent/Accessoire	Roue	Sous Le Capot	Intérieur
Nombre del modelo	Código del color exterior	Nombre del color exterior	Accento/ Accesorios	De Rueda	Baja El Capó	Interiores
XTS	WA636R / GAN	Switchblade Silver Metallic	W12A848 / Black (Eggshell) WA8555 / Black			WA149B / Shale WA312N / Medium Titanium WA413P / Cocoa WA503F / Light Wheat WA600R / Jet Black WA706U / Caramel Tan WA834T / Very Light Platinum WA844T / Dark Urban
XTS	WA800J / GBN	White Diamond Pearl	W12A848 / Black (Eggshell) WA8555 / Black			WA149B / Shale WA312N / Medium Titanium WA413P / Cocoa WA503F / Light Wheat WA600R / Jet Black WA706U / Caramel Tan WA834T / Very Light Platinum WA844T / Dark Urban
XTS	WA810T / GLJ	Ashen Gray Metallic	W12A848 / Black (Eggshell) WA8555 / Black			WA149B / Shale WA312N / Medium Titanium WA413P / Cocoa WA503F / Light Wheat WA600R / Jet Black WA706U / Caramel Tan WA834T / Very Light Platinum WA844T / Dark Urban
XTS	WA815T / GLK	Black Diamond Tricoat	W12A848 / Black (Eggshell) WA8555 / Black			WA149B / Shale WA312N / Medium Titanium WA413P / Cocoa WA503F / Light Wheat WA600R / Jet Black WA706U / Caramel Tan WA834T / Very Light Platinum WA844T / Dark Urban
XTS	WA8555 / GBA	Black	W12A848 / Black (Eggshell) WA8555 / Black			WA149B / Shale WA312N / Medium Titanium WA413P / Cocoa WA503F / Light Wheat WA600R / Jet Black WA706U / Caramel Tan WA834T / Very Light Platinum WA844T / Dark Urban
XTS	WA8624 / GAZ	Olympic White	W12A848 / Black (Eggshell) WA8555 / Black			WA149B / Shale WA312N / Medium Titanium WA413P / Cocoa WA600R / Jet Black
Yukon	WA102V / GWT	Champagne Silver Metallic	W12A848 / Black (Eggshell) W30A848 / Black (Satin) WA8555 / Black	WA9021 / Silver Metallic WA9967 / Sparkle Silver Metallic		WA167A / Ebony WA311N / Light Titanium WA313N / Dark Titanium WA413P / Cocoa WA830K / Light Cashmere WA935L / Very Dark Cashmere
Yukon	WA103V / GWU	Pinot Noir Metallic	W12A848 / Black (Eggshell) W30A848 / Black (Satin) WA8555 / Black	WA9021 / Silver Metallic WA9967 / Sparkle Silver Metallic		WA167A / Ebony WA311N / Light Titanium WA313N / Dark Titanium WA413P / Cocoa WA830K / Light Cashmere WA935L / Very Dark Cashmere
Yukon	WA122V / GXH	Berlin Blue Metallic	W12A848 / Black (Eggshell) W30A848 / Black (Satin) WA8555 / Black	WA9021 / Silver Metallic WA9967 / Sparkle Silver Metallic		WA167A / Ebony WA311N / Light Titanium WA313N / Dark Titanium WA413P / Cocoa WA830K / Light Cashmere WA935L / Very Dark Cashmere
Yukon	WA501Q / GAR	Carbon Flash Metallic	W12A848 / Black (Eggshell) W30A848 / Black (Satin) WA8555 / Black	WA9021 / Silver Metallic WA9967 / Sparkle Silver Metallic		WA167A / Ebony WA311N / Light Titanium WA313N / Dark Titanium WA413P / Cocoa WA830K / Light Cashmere WA935L / Very Dark Cashmere

# 2013 General Motors Color Compatibility Guide


Guide de compatibilité de couleur • Guía de compatibilidad de color

Model Name	Exterior Color Code	Exterior Color Name	Accent/Accessory	Wheel	Underhood	Interior
Nom du modèle	Code de la couleur extérieure	Nom de la couleur extérieure	Accent/Accessoire	Roue	Sous Le Capot	Intérieur
Nombre del modelo	Código del color exterior	Nombre del color exterior	Acento/ Accesorios	De Rueda	Baja El Capó	Interiores
Yukon	WA505Q / GBE	Crystal Claret Tintcoat	W12A848 / Black (Eggshell) W30A848 / Black (Satin) WA8555 / Black	WA9021 / Silver Metallic WA9967 / Sparkle Silver Metallic		WA167A / Ebony WA311N / Light Titanium WA313N / Dark Titanium WA413P / Cocoa WA830K / Light Cashmere WA935L / Very Dark Cashmere
Yukon	WA636R / GAN	Switchblade Silver Metallic	W12A848 / Black (Eggshell) W30A848 / Black (Satin) WA8555 / Black	WA9021 / Silver Metallic WA9967 / Sparkle Silver Metallic		WA167A / Ebony WA311N / Light Titanium WA313N / Dark Titanium WA413P / Cocoa WA830K / Light Cashmere WA935L / Very Dark Cashmere
Yukon	WA706S / GHA	Magna Steel Metallic	W12A848 / Black (Eggshell) W30A848 / Black (Satin) WA8555 / Black	WA9021 / Silver Metallic WA9967 / Sparkle Silver Metallic		WA167A / Ebony WA311N / Light Titanium WA313N / Dark Titanium WA413P / Cocoa WA830K / Light Cashmere WA935L / Very Dark Cashmere
Yukon	WA707S / GGW	Dark Labyrinth Metallic	W12A848 / Black (Eggshell) W30A848 / Black (Satin) WA8555 / Black	WA9021 / Silver Metallic WA9967 / Sparkle Silver Metallic		WA167A / Ebony WA311N / Light Titanium WA313N / Dark Titanium WA413P / Cocoa WA830K / Light Cashmere WA935L / Very Dark Cashmere
Yukon	WA800J / GBN	White Diamond Pearl	W12A848 / Black (Eggshell) W30A848 / Black (Satin) WA8555 / Black	WA9021 / Silver Metallic WA9967 / Sparkle Silver Metallic		WA167A / Ebony WA311N / Light Titanium WA313N / Dark Titanium WA413P / Cocoa WA830K / Light Cashmere WA935L / Very Dark Cashmere
Yukon	WA8555 / GBA	Black	W12A848 / Black (Eggshell) W30A848 / Black (Satin) WA8555 / Black	WA9021 / Silver Metallic WA9967 / Sparkle Silver Metallic		WA167A / Ebony WA311N / Light Titanium WA313N / Dark Titanium WA413P / Cocoa WA830K / Light Cashmere WA935L / Very Dark Cashmere
Yukon	WA8624 / GAZ	Olympic White	W12A848 / Black (Eggshell) W30A848 / Black (Satin) WA8555 / Black	WA9021 / Silver Metallic WA9967 / Sparkle Silver Metallic		WA167A / Ebony WA311N / Light Titanium WA313N / Dark Titanium WA413P / Cocoa WA830K / Light Cashmere WA935L / Very Dark Cashmere



## Paint Code Location

Emplacements des codes de peinture  
Ubicación del código de pintura



### Driver's Side B Pillar

Montant milieu, côté conducteur  
Pilar B del lado del conductor

## Assembly Plant Codes (11th character of VIN)

Code de usine de montage (11ème caractère du NIV)  
Código de planta ensambladora (11avo carácter de NIV)

<b>Plant Code</b> Code de l'usine Código de planta	<b>Plant</b> Usine Planta
A, F, K	Munich, Germany
C, D	Dingolfing, Germany
L, O	Spartanburg, South Carolina
N	Rosslyn, South Africa
E, J, P	Regensburg, Germany
T	Oxford, UK
V	Leipzig, Germany
W	Graz, Austria

*Based on information received from Car Manufacturers, the data contained herein is presumed to be correct. However, we cannot assume responsibility for error or change. These colors are intended for identification purposes only. They are only representative of the colors and cannot be considered as color standards.*

*Selon les renseignements reçus des constructeurs de véhicules automobiles, on présume que les données contenues aux présentes sont correctes. Toutefois, nous déclinons toute responsabilité quant aux erreurs ou aux modifications. Ces couleurs ne sont présentées qu'à des fins d'identification. Elles ne sont qu'une représentation des couleurs et ne peuvent être considérées comme des normes de couleur.*

*Sobre la base de la información recibida de los Fabricantes de Automóviles, se presume que la información contenida en la presente es correcta. Sin embargo, no podemos asumir responsabilidades por errores o cambios. Los colores son a modo identificatorio solamente. Solo son representativos de los colores y no pueden ser considerados como estándares de color.*

## Exterior • Extérieur • Exteriores




**300** B/C  
Alpine White III



**354** B/C  
Titanium Silver Metallic



**381** B/C  
Lemans Blue Metallic



**405** B/C  
Imola Red



**416** B/C  
Carbon Black Metallic




**475** B/C  
Black Sapphire Metallic



**668** B/C  
Jet Black



**850** B/C  
Pepper White



**851** B/C  
Chili Red



**896** B/C  
Bluewater Metallic



**A14** B/C  
Mineral Silver Metallic



**A17** B/C  
Havana Metallic



**A29** B/C  
Silverstone II Metallic




**A30** B/C  
Interlagos Blue Metallic



**A46, X06** B/C  
Alpina Blue II Metallic



**A52** B/C  
Space Gray Metallic



**A61** B/C  
Crimson Red




**A62** B/C  
White Silver Metallic



**A63** B/C  
Lightning Blue Metallic




**A68** B/C  
Platinum Gray Metallic



**A72** B/C  
Cashmere Silver Metallic



**A73** B/C  
Jerez Black Metallic




**A75** B/C  
Melbourne Red Metallic



**A76** B/C  
Deep Sea Blue Metallic



**A81** B/C  
Tasman Metallic



**A82** B/C  
Vermillion Red Metallic



**A83** B/C  
Glaciersilber II Metallic



**A84** B/C  
Milano beige Metallic



**A85** B/C  
Neptune Blue Metallic



**A88** B/C  
Hot Chocolate Metallic



# 2013 BMW/Mini

## Exterior • Extérieur • Exteriores



**A89** B/C  
Imperial Blue Metallic



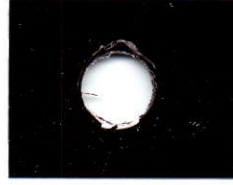
**A92** B/C  
Orion Silver Metallic



**A94** B/C  
Midnight Black Metallic



**A96** 3 Stage  
Mineral White Pearl



**B03** B/C  
Damask Red Metallic



**B05** B/C  
Monte Carlo Blue Metallic



**B06** B/C  
Sparkling Bronze Metallic




**B09** B/C  
Marrakesh Brown Metallic



**B21** B/C  
Atacama Yellow



**B22** B/C  
British Racing Green II Metallic



**B23** B/C  
Spice Orange Metallic



**B24** B/C  
Eclipse Gray Metallic



**B28** B/C  
Ice Blue



**B30** B/C  
Reef Blue Metallic



**B31** B/C  
Velvet Silver Metallic



**B38** B/C  
Midnight Blue Metallic




**B39** B/C  
Mineralgrau Metallic



**B40** B/C  
Liquid Blue Metallic



**B41** B/C  
Singapore Gray Metallic



**B43** B/C  
Highclass Gray Metallic



**B44** B/C  
Valencia Orange Metallic



**B45** B/C  
Estorilblau II Metallic



**B47** B/C  
Rooftop Gray Metallic




**B48** B/C  
Kite Blue Metallic



**B49** B/C  
Iced Chocolate Metallic



**B50** B/C  
Sakhir Orange Metallic



**B51** B/C  
San Marino Blue Metallic



**B53** B/C  
Sparkling Brown XIR Metallic



**B90** B/C  
Dark Graphite Metallic II



**R32** B/C  
Diamond Black Metallic

## Exterior • Extérieur • Exteriores



**S34** B/C  
Azurite Black Metallic



**X01** B/C  
Pearl Silver Metallic



**X02** B/C  
Citrin Black Metallic



**X03** B/C  
Ruby Black Metallic



**X04** B/C  
Moonstone Metallic



**X07** B/C  
Amazonit Silber Metallic



**X08** B/C  
Champagne Quartz  
Metallic



**X10** B/C  
Tanzanite Blue Metallic



**X11**  
Frozen Bronze Metallic  
Matte - Low Gloss



**X12** B/C  
Smoked Topaz Metallic

## Accent/Accessory • Accent/Accessoire • Acento/Accessories



**899** BC  
Aspen White




**900** BC  
Pure Silver Metallic





## Paint Code Location

Emplacements des codes de peinture  
Ubicación del código de pintura



### Driver's Side B Pillar

Montant milieu, côté conducteur  
Pilar B del lado del conductor

## Assembly Plant Codes (11th character of VIN)

Code de usine de montage (11ème caractère du NIV)  
Código de planta ensambladora (11avo carácter de NIV)

Plant Code	Plant
Code de l'usine Código de planta	Usine Planta
B	China

*Based on information received from Car Manufacturers, the data contained herein is presumed to be correct. However, we cannot assume responsibility for error or change. These colors are intended for identification purposes only. They are only representative of the colors and cannot be considered as color standards.*

*Selon les renseignements reçus des constructeurs de véhicules automobiles, on présume que les données contenues aux présentes sont correctes. Toutefois, nous déclinons toute responsabilité quant aux erreurs ou aux modifications. Ces couleurs ne sont présentées qu'à des fins d'identification. Elles ne sont qu'une représentation des couleurs et ne peuvent être considérées comme des normes de couleur.*


*Sobre la base de la información recibida de los Fabricantes de Automóviles, se presume que la información contenida en la presente es correcta. Sin embargo, no podemos asumir responsabilidades por errores o cambios. Los colores son a modo identificatorio solamente. Solo son representativos de los colores y no pueden ser considerados como estándares de color.*



## Paint Code Location

Emplacements des codes de peinture

Ubicación del código de pintura



### No code on vehicle

Aucun code de véhicule

Ningún código de vehículo

## Assembly Plant Codes (11th character of VIN)

Code de usine de montage (11ème caractère du NIV)

Código de planta ensambladora (11avo carácter de NIV)

Plant Code	Plant
Code de l'usine	Usine
Código de planta	Planta
A	Finland

*Based on information received from Car Manufacturers, the data contained herein is presumed to be correct. However, we cannot assume responsibility for error or change. These colors are intended for identification purposes only. They are only representative of the colors and cannot be considered as color standards.*

*Selon les renseignements reçus des constructeurs de véhicules automobiles, on présume que les données contenues aux présentes sont correctes. Toutefois, nous déclinons toute responsabilité quant aux erreurs ou aux modifications. Ces couleurs ne sont présentées qu'à des fins d'identification. Elles ne sont qu'une représentation des couleurs et ne peuvent être considérées comme des normes de couleur.*

*Sobre la base de la información recibida de los Fabricantes de Automóviles, se presume que la información contenida en la presente es correcta. Sin embargo, no podemos asumir responsabilidades por errores o cambios. Los colores son a modo identificatorio solamente. Solo son representativos de los colores y no pueden ser considerados como estándares de color.*

## Exterior • Extérieur • Exteriores



**LA7** B/C  
Fathom Blue Pearl



**LA8** B/C  
Night Owl Black Pearl

Late



Availability



**SD2** B/C  
Reflection Silver Metallic



**SD9** B/C  
Perfect Storm Gray Pearl


**W15** B/C  
Cloud Nine White

# 2013 Fisker

## Exterior • Extérieur • Exteriores



**BC, B1** B/C  
Deep Ocean Metallic




**BD** B/C  
Laguna Pearl




**KD, K1** B/C  
Eclipse Pearl




**NB, N1** B/C  
Earth Metallic



**RA, R1** B/C  
Inferno Pearl



**SB, S1** B/C  
Silver Mirage Metallic



**SC, S2** B/C  
Silver Wind Metallic



**SD, S3** B/C  
Shadow Metallic



**WB, W1** 3 Stage  
White Sand Pearl

## Accent/Accessory • Accent/Accessoire • Acento/Accessoriois




**HAV** B/C  
Dark Charcoal Pearl





## Paint Code Location

Emplacements des codes de peinture  
Ubicación del código de pintura



### Inner Rear Compartment

Compartment intérieur arrière  
Compartimento trasero interior

### Underhood

Espace sous capot  
Área debajo del capó

## Assembly Plant Codes (11th character of VIN)

Code de usine de montage (11ème caractère du NIV)  
Código de planta ensambladora (11avo carácter de NIV)

Plant Code	Plant
Code de l'usine Código de planta	Usine Planta
T	Toluca

*Based on information received from Car Manufacturers, the data contained herein is presumed to be correct. However, we cannot assume responsibility for error or change. These colors are intended for identification purposes only. They are only representative of the colors and cannot be considered as color standards.*

*Selon les renseignements reçus des constructeurs de véhicules automobiles, on présume que les données contenues aux présentes sont correctes. Toutefois, nous déclinons toute responsabilité quant aux erreurs ou aux modifications. Ces couleurs ne sont présentées qu'à des fins d'identification. Elles ne sont qu'une représentation des couleurs et ne peuvent être considérées comme des normes de couleur.*

*Sobre la base de la información recibida de los Fabricantes de Automóviles, se presume que la información contenida en la presente es correcta. Sin embargo, no podemos asumir responsabilidades por errores o cambios. Los colores son a modo identificatorio solamente. Solo son representativos de los colores y no pueden ser considerados como estándares de color.*




## Exterior • Extérieur • Exteriores




**PAJ** B/C  
Gray Pearl



**PBA** B/C  
Winter Chill Pearl




**PBP** B/C  
Blue Pearl




**PF3** B/C  
Electric Orange Pearl



**PFP** B/C  
Verde Metallic




**PGA** B/C  
Sage



**PLB** B/C  
Mandarin Metallic



**PPS** B/C  
Mallard Blue Pearl



**PR1** B/C  
Red



**PRA** B/C  
Passion Pearl



**PS2** B/C  
Bright Silver Metallic



**PTM** B/C  
Espresso Pearl




**PW3** B/C  
White



**PWH** 3 Stage  
Arctic Tricoat




**PXR** B/C  
Brilliant Black  
Crystal Pearl



**PYF** B/C  
Yellow

## Interior • Intérieur • Interiores



**D7** Gray B/C



**SA** Abarth Silver Metallic B/C



**W2** Gucci White B/C



**W4** Ivory B/C



**W9** Steam B/C



**X9** Gucci Black B/C



**XW** Black B/C

## Wheel • Roue • De Rueda



**CDM** Mineral Gray Metallic B/C



**DD5** Satin Carbon Metallic B/C



**DX8** Black



**GSA** Tech Silver Metallic B/C



**JXY** Hyper Black




**KAG** Abarth Silver Metallic B/C



## Paint Code Location

Emplacements des codes de peinture  
Ubicación del código de pintura



### Driver's Side B Pillar

Montant milieu, côté conducteur  
Pilar B del lado del conductor

## Assembly Plant Codes (11th character of VIN)

Code de usine de montage (11ème caractère du NIV)  
Código de planta ensambladora (11avo carácter de NIV)

Plant Code Code de l'usine Código de planta	Plant Usine Planta
A	Marysville, Ohio
B	Lincoln, Alabama
C	Sayama, Japan
E	Greensburg, Indiana
G	El Salto, Mexico
H	Alliston, Ontario
L	East Liberty, Ohio
S	Suzuka, Japan

*Based on information received from Car Manufacturers, the data contained herein is presumed to be correct. However, we cannot assume responsibility for error or change. These colors are intended for identification purposes only. They are only representative of the colors and cannot be considered as color standards.*

*Selon les renseignements reçus des constructeurs de véhicules automobiles, on présume que les données contenues aux présentes sont correctes. Toutefois, nous déclinons toute responsabilité quant aux erreurs ou aux modifications. Ces couleurs ne sont présentées qu'à des fins d'identification. Elles ne sont qu'une représentation des couleurs et ne peuvent être considérées comme des normes de couleur.*

*Sobre la base de la información recibida de los Fabricantes de Automóviles, se presume que la información contenida en la presente es correcta. Sin embargo, no podemos asumir responsabilidades por errores o cambios. Los colores son a modo identificatorio solamente. Solo son representativos de los colores y no pueden ser considerados como estándares de color.*



## Exterior • Extérieur • Exteriores



**B552P** B/C  
Bali Blue Pearl



**B553P** B/C  
Vortex Blue Pearl




**B561P** B/C  
Dyno Blue Pearl



**B570M** B/C  
Twilight Blue Metallic



**B572P** B/C  
Mediterranean Blue Pearl




**B575P** B/C  
Still Night Pearl



**B576P** B/C  
Fathom Blue Pearl



**B579P** B/C  
Reflection Blue Pearl




**B581M** B/C  
Powder Blue Metallic




**B588P** B/C  
Obsidian Blue Pearl




**B589P** B/C  
Premium Blue Moon Pearl




**B590M** B/C  
Innocent Blue Metallic



**BG57P** B/C  
North Shore Blue Pearl



**BG59M** B/C  
Cool Turquoise Metallic




**BG61M** B/C  
Frosted Silver Metallic




**BG62M** B/C  
Mountain Air Metallic



**G532M** B/C  
Opal Sage Metallic



**G534M** B/C  
Green Opal Metallic




**G536M** B/C  
Hematite Metallic



**G537M** B/C  
Forest Mist Metallic



**NH578** B/C  
Taffeta White



**NH603P** 3 Stage  
White Diamond Pearl



**NH624P** 3 Stage  
Premium White Pearl



**NH677P** 3 Stage  
Aspen White Pearl



**NH700M** B/C  
Alabaster Silver Metallic




**NH731P** B/C  
Crystal Black Pearl



**NH737M** B/C  
Polished Metal Metallic



**NH743M** B/C  
Palladium Metallic



**NH777M** B/C  
Smokey Topaz Metallic



**NH782M** B/C  
Graphite Luster Metallic



# 2013 Honda/Acura

## Exterior • Extérieur • Exteriores



**NH788P** 3 Stage  
Orchid White Pearl




**NH789M** B/C  
Forged Silver Metallic



**NH797M** B/C  
Modern Steel Metallic




**NH812P** B/C  
Premium Sparkle Black Pearl



**R513** B/C  
Rallye Red



**R529P** B/C  
Dark Cherry Pearl



**R543P** B/C  
Crimson Pearl



**R546M** B/C  
Cherry Shell Pink Metallic




**R548P** B/C  
Basque Red Pearl II



**R555M** B/C  
Pink Gold Metallic



**R81** B/C  
Milano Red



**R94** B/C  
San Marino Red



**RP45P** B/C  
Premium Cosmic Violet Pearl



**RP46P** B/C  
Cosmo Fresh Violet Pearl




**YR573M** B/C  
Mocha Metallic



**YR578M** B/C  
Urban Titanium Metallic



**YR587M** B/C  
Dark Amber Metallic



**YR589P** B/C  
Sunburst Orange Pearl



**YR591P** B/C  
Champagne Frost Pearl



**YR592M** B/C  
Orangeburst Metallic



**YR593P** B/C  
Truffle Pearl



**YR594P** B/C  
Tiger Eye Pearl




**YR598P** B/C  
Hidamari Ivory Pearl



**YR600M** B/C  
Kona Coffee Metallic

## Paint Code Location

Emplacements des codes de peinture  
Ubicación del código de pintura



### Driver's Side B Pillar

Montant milieu, côté conducteur  
Pilar B del lado del conductor

## Assembly Plant Codes (11th character of VIN)

Code de usine de montage (11ème caractère du NIV)  
Código de planta ensambladora (11avo carácter de NIV)

Plant Code	Plant
Code de l'usine Código de planta	Usine Planta
A	Asan, Korea
H	Montgomery, Alabama
U	Ulsan, Korea
G	West Point, Georgia


*Based on information received from Car Manufacturers, the data contained herein is presumed to be correct. However, we cannot assume responsibility for error or change. These colors are intended for identification purposes only. They are only representative of the colors and cannot be considered as color standards.*

*Selon les renseignements reçus des constructeurs de véhicules automobiles, on présume que les données contenues aux présentes sont correctes. Toutefois, nous déclinons toute responsabilité quant aux erreurs ou aux modifications. Ces couleurs ne sont présentées qu'à des fins d'identification. Elles ne sont qu'une représentation des couleurs et ne peuvent être considérées comme des normes de couleur.*

*Sobre la base de la información recibida de los Fabricantes de Automóviles, se presume que la información contenida en la presente es correcta. Sin embargo, no podemos asumir responsabilidades por errores o cambios. Los colores son a modo identificatorio solamente. Solo son representativos de los colores y no pueden ser considerados como estándares de color.*




## Exterior • Extérieur • Exteriores



**3D** B/C  
Silver Metallic




**AA** B/C  
Black Onyx Pearl



**AF** B/C  
Black Noir Pearl




**AT** 3 Stage  
White Satin Pearl




**AU** B/C  
Platinum Metallic




**DO** B/C  
Cabo Bronze Metallic



**FHM** B/C  
Hyper Silver Metallic




**GOD** B/C  
Granite Gray Metallic



**IM** B/C  
Titanium Gray Metallic




**M8S** B/C  
Circuit Silver Metallic



**MB3, M3** B/C  
Black Bean Metallic




**MJB** B/C  
Black Diamond Pearl



**MTS** B/C  
Shimmering Air  
Silver Metallic




**MZH** B/C  
Phantom Black Pearl




**N2U** B/C  
Blue Sky Metallic




**N3S** B/C  
Shimmering  
Silver Metallic



**N5S** B/C  
Titanium Gray Metallic



**N8N** B/C  
Bronze




**N9S** B/C  
Triathlon Gray Metallic




**NGA** B/C  
Tsukuba Red



**NKA, BN** B/C  
Black Noir Pearl



**NY** B/C  
Titanium Gray Metallic



**P3G, P3** B/C  
Harbor Gray Metallic



**P5N** B/C  
Satin Amber Metallic



**P5P, P5** B/C  
Pink Shell Metallic




**P9R** B/C  
Boston Red Pearl



**PGU** B/C  
White Crystal



**PUE** B/C  
Twilight Blue Pearl



**R9A** B/C  
Vitamin C Metallic



**RB5** B/C  
Becketts Black Pearl



# 2013 Hyundai

## Exterior • Extérieur • Exteriores



**RER** B/C  
Venetian Red Pearl



**RHM** B/C  
Sleek Silver Metallic




**RNZ, RN** B/C  
Desert Bronze Metallic



**RR7** B/C  
Canyon Copper Metallic



**S2G**  
Matte Gray Metallic -  
Low Gloss




**S2R** B/C  
Red Allure Metallic



**S3B, S3** B/C  
Phantom Black Metallic




**S7B, 7B** B/C  
Midnight Black Metallic




**S7U** B/C  
Santorin Blue Metallic



**SAE** B/C  
Carbon Gray Metallic



**SAZ** B/C  
Garnet Red Mica



**SCM** B/C  
Kiwi Green Metallic



**SG2** B/C  
Battleship Metallic



**SK7, SK** B/C  
Misty Olive Metallic



**SM** B/C  
Radiant Silver Metallic



**SW2** B/C  
Storm Trooper  
Pearl Metallic



**SWP** 3 Stage  
White Pearl



**SYF** B/C  
Sun Flower



**T2U** B/C  
Aqua Blue Metallic



**T3U, T3** B/C  
Pacific Blue Pearl



**T6S** B/C  
Titanium Silver Metallic




**T9U** B/C  
Clearwater Blue Metallic




**TCM** B/C  
Ash Black Mica



**TFP** B/C  
Chai Bronze Metallic




**TGY** B/C  
Iris Blue Mica




**THE** B/C  
Aurora Blue Metallic




**TN5** B/C  
Catalunya  
Copper Metallic



**TR3** B/C  
Serrano Red Metallic




**TR4, T4** B/C  
Sparkling Ruby Metallic



**TRP** B/C  
Volcanic Red



## Exterior • Extérieur • Exteriores



**TWR** B/C  
Cool Red



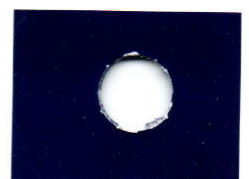
**TZ** B/C  
Cabernet Red Pearl



**U8N** B/C  
Hazel Brown Metallic




**UE8** B/C  
Midnight Blue Pearl



**UU9** B/C  
Blue Ocean Metallic




**V5G** B/C  
Studio Taupe Metallic




**V8U** B/C  
Blue



**VE9** B/C  
Green Apple Metallic



**VR6** B/C  
Red Awesome Pearl



**W7G** B/C  
Hazel Brown Pearl



**W7U** B/C  
Marlin Blue Metallic



**W8U** B/C  
Dark Blue



**WAB** B/C  
Cotton White



**WEA** B/C  
Diamond Silver Metallic



**WHC** 3 Stage  
Porcelain White Pearl



**WJR, WJ** 3 Stage  
Shimmering White Pearl




**WJX** B/C  
Graphite Gray Metallic



**WU8** B/C  
Shoreline Drive Blue Pearl



**X7E** B/C  
Juniper Green



**X8E** B/C  
Green

Late

Availability



**Y2U** B/C  
Blue Sky Metallic



**Y4U, Y4** B/C  
Indigo Night Metallic



**Y5** B/C  
Silver Frost Metallic



**YAC, YC** B/C  
Creamy White



**YDG** B/C  
Smoke Gray Metallic



**YG3** B/C  
Gran Premio Gray Pearl



**YU5** B/C  
Parabolica Blue Metallic



**Z3S, Z3** B/C  
Iridescent Silver Blue Pearl



**ZBF** B/C  
Mocha Bronze Metallic

# 2013 Hyundai

## Underhood • Sous Le Capot • Baja El Capó



**DGU**  
Dark Gray




**LGU**  
Light Gray





## Paint Code Location

Emplacements des codes de peinture  
Ubicación del código de pintura



### Driver's Side B Pillar

Montant milieu, côté conducteur  
Pilar B del lado del conductor

### Driver Side Door Edge

Bord de porte, côté conducteur  
Borde de la puerta del lado del conductor

## Assembly Plant Codes (11th character of VIN)

Code de usine de montage (11ème caractère du NIV)  
Código de planta ensambladora (11avo carácter de NIV)

### Plant Code

Code de l'usine  
Código de planta

### Plant

Usine  
Planta

L, M


Castle Bromwich, England

*Based on information received from Car Manufacturers, the data contained herein is presumed to be correct. However, we cannot assume responsibility for error or change. These colors are intended for identification purposes only. They are only representative of the colors and cannot be considered as color standards.*

*Selon les renseignements reçus des constructeurs de véhicules automobiles, on présume que les données contenues aux présentes sont correctes. Toutefois, nous déclinons toute responsabilité quant aux erreurs ou aux modifications. Ces couleurs ne sont présentées qu'à des fins d'identification. Elles ne sont qu'une représentation des couleurs et ne peuvent être considérées comme des normes de couleur.*

*Sobre la base de la información recibida de los Fabricantes de Automóviles, se presume que la información contenida en la presente es correcta. Sin embargo, no podemos asumir responsabilidades por errores o cambios. Los colores son a modo identificatorio solamente. Solo son representativos de los colores y no pueden ser considerados como estándares de color.*

## Exterior • Extérieur • Exteriores




**CAH** B/C  
Italian Racing Red Metallic




**CAJ** B/C  
Carnelian Red Metallic



**CHP** B/C  
Caviar Metallic



**EAT** B/C  
Firesand Metallic




**GDR** B/C  
Cashmere Gold Metallic



**HGY** B/C  
British Racing Green Metallic




**JJX** B/C  
Indigo Metallic



**JKF** B/C  
Crystal Blue Metallic



**JMQ** B/C  
Kyanite Blue Pearl




**JYG** B/C  
French Racing Blue



**LJZ** B/C  
Lunar Gray Metallic




**LKG** B/C  
Satellite Gray Metallic




**LKH** B/C  
Ammonite Gray Metallic



**LMO** B/C  
Vapour Gray Metallic



**LNL** B/C  
Stratus Gray Metallic



**MEN** B/C  
Rhodium Silver Metallic



**NER** B/C  
Polaris White



**PEC** B/C  
Ebony Black



**PEL** B/C  
Ultimate Black Metallic



**PVS** B/C  
Black Amethyst Metallic



**PVY** B/C  
Black Emerald Metallic



# 2013 Jaguar

## Underhood • Sous Le Capot • Baja El Capó



**JUC20**  
Black




**JUC85**  
Wintergold




**JUC86**  
Blue



**JUC87, JUC104**  
Zermatt



**JUC90**  
Red



**JUC97**  
Lunar Gray



**JUC110, JUC112**  
B/C  
Polaris Fuji White



**LRC804**  
Stormway Gray

# 2013 Jaguar Color Compatibility Guide

Guide de compatibilité de couleur • Guía de compatibilidad de color

Model Name Nom du modèle Nombre del modelo	Exterior Color Code Code de la couleur extérieure Código del color exterior	Exterior Color Name Nom de la couleur extérieure Nombre del color exterior	Underhood Sous Le Capot Baja El Capó
F Type	CAH	Italian Racing Red Metallic	JUC90 / Red
F Type	CAJ	Carnelian Red Metallic	JUC90 / Red
F Type	CHP	Caviar Metallic	JUC20 / Black
F Type	GDR	Cashmere Gold Metallic	JUC85 / Wintergold
F Type	HGY	British Racing Green Metallic	JUC20 / Black
F Type	JJX	Indigo Metallic	JUC86 / Blue
F Type	JKF	Crystal Blue Metallic	JUC104 / Zermatt
F Type	LJZ	Lunar Gray Metallic	LRC804 / Stormoway Gray
F Type	LKG	Satellite Gray Metallic	LRC804 / Stormoway Gray
F Type	LMO	Vapour Gray Metallic	JUC97 / Lunar Gray
F Type	LNL	Stratus Gray Metallic	JUC20 / Black
F Type	MEN	Rhodium Silver Metallic	JUC87 / Zermatt
F Type	NER	Polaris White	JUC112 / Polaris Fuji White
F Type	PEC	Ebony Black	JUC20 / Black
F Type	PEL	Ultimate Black Metallic	JUC20 / Black
F Type	PVS	Black Amethyst Metallic	JUC20 / Black
XF	CAH	Italian Racing Red Metallic	JUC90 / Red
XF	CAJ	Carnelian Red Metallic	JUC90 / Red
XF	CHP	Caviar Metallic	JUC20 / Black
XF	GDR	Cashmere Gold Metallic	JUC85 / Wintergold
XF	HGY	British Racing Green Metallic	JUC20 / Black
XF	JJX	Indigo Metallic	JUC86 / Blue
XF	JKF	Crystal Blue Metallic	JUC104 / Zermatt
XF	JMQ	Kyanite Blue Pearl	JUC20 / Black
XF	LJZ	Lunar Gray Metallic	LRC804 / Stormoway Gray
XF	LKG	Satellite Gray Metallic	LRC804 / Stormoway Gray
XF	LMO	Vapour Gray Metallic	JUC97 / Lunar Gray
XF	LNL	Stratus Gray Metallic	JUC20 / Black
XF	MEN	Rhodium Silver Metallic	JUC87 / Zermatt
XF	NER	Polaris White	JUC112 / Polaris Fuji White
XF	PEC	Ebony Black	JUC20 / Black
XF	PEL	Ultimate Black Metallic	JUC20 / Black
XF	PVS	Black Amethyst Metallic	JUC20 / Black
XJ	CAH	Italian Racing Red Metallic	JUC90 / Red
XJ	CAJ	Carnelian Red Metallic	JUC90 / Red
XJ	CHP	Caviar Metallic	JUC20 / Black
XJ	GDR	Cashmere Gold Metallic	JUC85 / Wintergold




# 2013 Jaguar Color Compatibility Guide

Guide de compatibilité de couleur • Guía de compatibilidad de color

Model Name Nom du modèle Nombre del modelo	Exterior Color Code Code de la couleur extérieure Código del color exterior	Exterior Color Name Nom de la couleur extérieure Nombre del color exterior	Underhood Sous Le Capot Baja El Capó
XJ	HGY	British Racing Green Metallic	JUC20 / Black
XJ	JJX	Indigo Metallic	JUC86 / Blue
XJ	JKF	Crystal Blue Metallic	JUC104 / Zermatt
XJ	LJZ	Lunar Gray Metallic	LRC804 / Stornoway Gray
XJ	LKG	Satellite Gray Metallic	LRC804 / Stornoway Gray
XJ	LMO	Vapour Gray Metallic	JUC97 / Lunar Gray
XJ	LNL	Stratus Gray Metallic	JUC20 / Black
XJ	MEN	Rhodium Silver Metallic	JUC87 / Zermatt
XJ	NER	Polaris White	JUC112 / Polaris Fuji White
XJ	PEC	Ebony Black	JUC20 / Black
XJ	PEL	Ultimate Black Metallic	JUC20 / Black
XJ	PVS	Black Amethyst Metallic	JUC20 / Black
XK	CAH	Italian Racing Red Metallic	JUC90 / Red
XK	CAJ	Camelion Red Metallic	JUC90 / Red
XK	CHP	Caviar Metallic	JUC20 / Black
XK	EAT	Firesand Metallic	JUC90 / Red
XK	GDR	Cashmere Gold Metallic	JUC85 / Wintergold
XK	HGY	British Racing Green Metallic	JUC20 / Black
XK	JJX	Indigo Metallic	JUC86 / Blue
XK	JKF	Crystal Blue Metallic	JUC104 / Zermatt
XK	JMQ	Kyanite Blue Pearl	JUC20 / Black
XK	JYG	French Racing Blue	JUC20 / Black
XK	LJZ	Lunar Gray Metallic	LRC804 / Stornoway Gray
XK	LKG	Satellite Gray Metallic	LRC804 / Stornoway Gray
XK	LMO	Vapour Gray Metallic	JUC97 / Lunar Gray
XK	LNL	Stratus Gray Metallic	JUC20 / Black
XK	MEN	Rhodium Silver Metallic	JUC87 / Zermatt
XK	NER	Polaris White	JUC112 / Polaris Fuji White
XK	PEC	Ebony Black	JUC20 / Black
XK	PEL	Ultimate Black Metallic	JUC20 / Black
XK	PVS	Black Amethyst Metallic	JUC20 / Black

## Paint Code Location

Emplacements des codes de peinture  
Ubicación del código de pintura



### Driver's Side B Pillar

Montant milieu, côté conducteur  
Pilar B del lado del conductor

## Assembly Plant Codes (11th character of VIN)

Code de usine de montage (11ème caractère du NIV)  
Código de planta ensambladora (11avo carácter de NIV)

<b>Plant Code</b> Code de l'usine Código de planta	<b>Plant</b> Usine Planta
5	Hwasung, Korea
6	Sohari, Korea
7	Kwangju, Korea
G	West Point, Georgia

*Based on information received from Car Manufacturers, the data contained herein is presumed to be correct. However, we cannot assume responsibility for error or change. These colors are intended for identification purposes only. They are only representative of the colors and cannot be considered as color standards.*

*Selon les renseignements reçus des constructeurs de véhicules automobiles, on présume que les données contenues aux présentes sont correctes. Toutefois, nous déclinons toute responsabilité quant aux erreurs ou aux modifications. Ces couleurs ne sont présentées qu'à des fins d'identification. Elles ne sont qu'une représentation des couleurs et ne peuvent être considérées comme des normes de couleur.*


*Sobre la base de la información recibida de los Fabricantes de Automóviles, se presume que la información contenida en la presente es correcta. Sin embargo, no podemos asumir responsabilidades por errores o cambios. Los colores son a modo identificatorio solamente. Solo son representativos de los colores y no pueden ser considerados como estándares de color.*



## Exterior • Extérieur • Exteriores




**1D** B/C  
Clear White



**1E** B/C  
Molten



**3D** B/C  
Bright Silver Metallic



**9H** B/C  
Shadow Metallic



**9P** B/C  
Black Cherry Metallic



**A1** B/C  
Dune



**A3D** B/C  
Bright Silver Metallic



**ABP** B/C  
Aurora Black Pearl




**ABT** B/C  
Platinum Graphite Metallic



**BAH** B/C  
Twilight Blue Metallic




**BD5** B/C  
Moss Metallic



**BEG** B/C  
Signal Red Metallic




**BLA** B/C  
Formal Deep Blue Pearl




**BR7** B/C  
Russian Blue Metallic



**D2A** B/C  
Techno Orange Metallic



**D5U** B/C  
Sand Track Metallic



**DBS** B/C  
Chestnut Pearl



**DO** B/C  
Bronze Metallic



**DRR** B/C  
Racing Red



**E6S** B/C  
Mineral Silver Metallic



**EAB** B/C  
Sage Green Metallic



**EB** B/C  
Ebony Black



**EMG** B/C  
Emerald Green Metallic




**F2G** B/C  
Caramel Yellow Pearl



**FBD** B/C  
Electronic Blue Pearl



**FDP** B/C  
Silverstone Beige Pearl



**HO** B/C  
Corsa Blue Metallic



**I2** B/C  
Denim Metallic

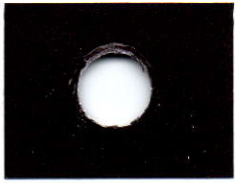


**I7** B/C  
Alien Metallic



**IM** B/C  
Titanium Silver Metallic

## Exterior • Extérieur • Exteriores



**IRR** B/C  
Dark Cherry Metallic




**IYR** B/C  
Spicy Red Metallic




**K3G** B/C  
Gunmetal Gray Pearl



**K3N** B/C  
Metallic Bronze Pearl



**K3R** B/C  
Crimson Red Pearl



**K3U** B/C  
Abyss Blue Pearl



**LC** B/C  
Graphite Frost Metallic



**NBM** B/C  
Mahogany Brown Metallic



**STM** B/C  
Satin Metal Metallic




**SWA** 3 Stage  
Snow White Pearl



**SWP** 3 Stage  
Snow White Pearl



**T3U** B/C  
Baltic Blue Pearl



**TR3** B/C  
Remington Red Metallic



**UAA** B/C  
Cosmic Blue Metallic



**UD** B/C  
Clear White




**XMK** B/C  
Khaki Pearl





## Paint Code Location

Emplacements des codes de peinture  
Ubicación del código de pintura



### Radiator Core Support

Support de base du radiateur  
Soporte del radiador

## Assembly Plant Codes (11th character of VIN)

Code de usine de montage (11ème caractère du NIV)  
Código de planta ensambladora (11avo carácter de NIV)


Plant Code	Plant
Code de l'usine	Usine
Código de planta	Planta
A	Solihull, England
H	Halewood, England

Based on information received from Car Manufacturers, the data contained herein is presumed to be correct. However, we cannot assume responsibility for error or change. These colors are intended for identification purposes only. They are only representative of the colors and cannot be considered as color standards.

Selon les renseignements reçus des constructeurs de véhicules automobiles, on présume que les données contenues aux présentes sont correctes. Toutefois, nous déclinons toute responsabilité quant aux erreurs ou aux modifications. Ces couleurs ne sont présentées qu'à des fins d'identification. Elles ne sont qu'une représentation des couleurs et ne peuvent être considérées comme des normes de couleur.

Sobre la base de la información recibida de los Fabricantes de Automóviles, se presume que la información contenida en la presente es correcta. Sin embargo, no podemos asumir responsabilidades por errores o cambios. Los colores son a modo identificatorio solamente. Solo son representativos de los colores y no pueden ser considerados como estándares de color.


## Exterior • Extérieur • Exteriores




**AAJ** B/C  
Nara Bronze Metallic




**AAN** B/C  
Havana Metallic




**CAH** B/C  
Firenze Red Metallic




**EAR** B/C  
Zanzibar Metallic



**GAA** B/C  
Luxor Metallic



**GAQ** B/C  
Ipanema Sand Metallic



**HAQ** B/C  
Colima Lime Metallic




**HGY** B/C  
Aintree Green Metallic



**JCK** B/C  
Marmaris Teal Metallic




**JEB** B/C  
Baltic Blue Metallic




**JYB** B/C  
Mauritius Blue Metallic




**KEB** B/C  
Barossa Metallic




**LJZ** B/C  
Orkney Gray Metallic



**LKH** B/C  
Corris Gray Metallic



**LNL** B/C  
Causeway Gray Metallic



**MBP** B/C  
Siberian Silver Metallic



**MEN** B/C  
Indus Silver Metallic



**NDH** B/C  
Fuji White



**PAB** B/C  
Santorini Black Metallic



**PEH** B/C  
Barolo Black Metallic



**PEJ** B/C  
Marina Black Pearl



**PVY** B/C  
Borneo Black Metallic



# 2013 Land Rover

## Exterior • Extérieur • Exteriores



**LRC775**  
Java Black



**LRC804**  
Stormoway Gray



**LRC805**  
Rimini Red



**LRC812**  
Zermatt Silver



**LRC856**  
Nara Bronze



**LRC859**  
Marmaris Teal



**LRC870** B/C  
Fuji White



**LRC953**  
Botanical Green

# 2013 Land Rover Color Compatibility Guide

Guide de compatibilité de couleur • Guía de compatibilidad de color

Model Name Nom du modèle Nombre del modelo	Exterior Color Code Code de la couleur extérieure Código del color exterior	Exterior Color Name Nom de la couleur extérieure Nombre del color exterior	Underhood Sous Le Capot Baja El Capó
LR2	AAN	Havana Metallic	LRC804 / Stormway Gray
LR2	CAH	Firenze Red Metallic	LRC805 / Rimini Red
LR2	GAQ	Ipanema Sand Metallic	LRC812 / Zermatt Silver
LR2	HGY	Aintree Green Metallic	LRC953 / Botanical Green
LR2	JEB	Baltic Blue Metallic	LRC804 / Stormway Gray
LR2	JYB	Mauritius Blue Metallic	LRC812 / Zermatt Silver
LR2	LJZ	Orkney Gray Metallic	LRC804 / Stormway Gray
LR2	MEN	Indus Silver Metallic	LRC812 / Zermatt Silver
LR2	NDH	Fuji White	LRC870 / Fuji White
LR2	PAB	Santorini Black Metallic	LRC804 / Stormway Gray
LR2	PEH	Barolo Black Metallic	LRC804 / Stormway Gray
LR4	AAJ	Nara Bronze Metallic	LRC856 / Nara Bronze
LR4	AAN	Havana Metallic	LRC804 / Stormway Gray
LR4	CAH	Firenze Red Metallic	LRC805 / Rimini Red
LR4	GAQ	Ipanema Sand Metallic	LRC812 / Zermatt Silver
LR4	HGY	Aintree Green Metallic	LRC953 / Botanical Green
LR4	JCK	Marmaris Teal Metallic	LRC859 / Marmaris Teal
LR4	JEB	Baltic Blue Metallic	LRC775 / Java Black
LR4	KEB	Barossa Metallic	LRC775 / Java Black
LR4	LJZ	Orkney Gray Metallic	LRC804 / Stormway Gray
LR4	LNL	Causeway Gray Metallic	LRC775 / Java Black
LR4	MBP	Siberian Silver Metallic	LRC812 / Zermatt Silver
LR4	MEN	Indus Silver Metallic	LRC812 / Zermatt Silver
LR4	NDH	Fuji White	LRC870 / Fuji White
LR4	PAB	Santorini Black Metallic	LRC775 / Java Black
LR4	PEH	Barolo Black Metallic	LRC804 / Stormway Gray
LR4	PEJ	Marina Black Pearl	LRC775 / Java Black
Range Rover	AAJ	Nara Bronze Metallic	LRC856 / Nara Bronze
Range Rover	AAN	Havana Metallic	LRC804 / Stormway Gray
Range Rover	CAH	Firenze Red Metallic	LRC805 / Rimini Red
Range Rover	GAA	Luxor Metallic	LRC812 / Zermatt Silver
Range Rover	GAQ	Ipanema Sand Metallic	LRC812 / Zermatt Silver
Range Rover	HGY	Aintree Green Metallic	LRC953 / Botanical Green
Range Rover	JCK	Marmaris Teal Metallic	LRC859 / Marmaris Teal
Range Rover	JEB	Baltic Blue Metallic	LRC775 / Java Black
Range Rover	KEB	Barossa Metallic	LRC775 / Java Black
Range Rover	LJZ	Orkney Gray Metallic	LRC804 / Stormway Gray




# 2013 Land Rover Color Compatibility Guide

Guide de compatibilité de couleur • Guía de compatibilidad de color

Model Name Nom du modèle Nombre del modelo	Exterior Color Code Code de la couleur extérieure Código del color exterior	Exterior Color Name Nom de la couleur extérieure Nombre del color exterior	Underhood Sous Le Capot Baja El Capó
Range Rover	LNL	Causeway Gray Metallic	LRC775 / Java Black
Range Rover	MBP	Siberian Silver Metallic	LRC812 / Zermatt Silver
Range Rover	MEN	Indus Silver Metallic	LRC812 / Zermatt Silver
Range Rover	NDH	Fuji White	LRC870 / Fuji White
Range Rover	PAB	Santorini Black Metallic	LRC775 / Java Black
Range Rover	PEH	Barolo Black Metallic	LRC804 / Stornoway Gray
Range Rover	PEJ	Marina Black Pearl	LRC775 / Java Black
Range Rover Evoque	AAN	Havana Metallic	LRC804 / Stornoway Gray
Range Rover Evoque	CAH	Firenze Red Metallic	LRC805 / Rimini Red
Range Rover Evoque	GAQ	Ipanema Sand Metallic	LRC812 / Zermatt Silver
Range Rover Evoque	HAQ	Colima Lime Metallic	LRC812 / Zermatt Silver
Range Rover Evoque	HGY	Aintree Green Metallic	LRC953 / Botanical Green
Range Rover Evoque	JEB	Baltic Blue Metallic	LRC804 / Stornoway Gray
Range Rover Evoque	JYB	Mauritius Blue Metallic	LRC812 / Zermatt Silver
Range Rover Evoque	LJZ	Orkney Gray Metallic	LRC804 / Stornoway Gray
Range Rover Evoque	MEN	Indus Silver Metallic	LRC812 / Zermatt Silver
Range Rover Evoque	NDH	Fuji White	LRC870 / Fuji White
Range Rover Evoque	PAB	Santorini Black Metallic	LRC804 / Stornoway Gray
Range Rover Evoque	PEH	Barolo Black Metallic	LRC804 / Stornoway Gray
Range Rover Sport	AAJ	Nara Bronze Metallic	LRC856 / Nara Bronze
Range Rover Sport	AAN	Havana Metallic	LRC804 / Stornoway Gray
Range Rover Sport	CAH	Firenze Red Metallic	LRC805 / Rimini Red
Range Rover Sport	GAQ	Ipanema Sand Metallic	LRC812 / Zermatt Silver
Range Rover Sport	HGY	Aintree Green Metallic	LRC953 / Botanical Green
Range Rover Sport	JCK	Marmaris Teal Metallic	LRC859 / Marmaris Teal
Range Rover Sport	JEB	Baltic Blue Metallic	LRC775 / Java Black
Range Rover Sport	KEB	Barossa Metallic	LRC775 / Java Black
Range Rover Sport	LJZ	Orkney Gray Metallic	LRC804 / Stornoway Gray
Range Rover Sport	LNL	Causeway Gray Metallic	LRC775 / Java Black
Range Rover Sport	MBP	Siberian Silver Metallic	LRC812 / Zermatt Silver
Range Rover Sport	MEN	Indus Silver Metallic	LRC812 / Zermatt Silver
Range Rover Sport	NDH	Fuji White	LRC870 / Fuji White
Range Rover Sport	PAB	Santorini Black Metallic	LRC775 / Java Black
Range Rover Sport	PEH	Barolo Black Metallic	LRC804 / Stornoway Gray
Range Rover Sport	PEJ	Marina Black Pearl	LRC775 / Java Black

## Paint Code Location

Emplacements des codes de peinture  
Ubicación del código de pintura



### Driver's Side B Pillar

Montant milieu, côté conducteur  
Pilar B del lado del conductor

## Assembly Plant Codes (11th character of VIN)

Code de usine de montage (11ème caractère du NIV)  
Código de planta ensambladora (11avo carácter de NIV)

Plant Code	Plant
Code de l'usine Código de planta	Usine Planta
0	Ujina Plant - Hiroshima, Japan
1	Hofu Plant - Yamaguchi, Japan
5	Flat Rock, Michigan
K	Kansas City, Missouri

*Based on information received from Car Manufacturers, the data contained herein is presumed to be correct. However, we cannot assume responsibility for error or change. These colors are intended for identification purposes only. They are only representative of the colors and cannot be considered as color standards.*

*Selon les renseignements reçus des constructeurs de véhicules automobiles, on présume que les données contenues aux présentes sont correctes. Toutefois, nous déclinons toute responsabilité quant aux erreurs ou aux modifications. Ces couleurs ne sont présentées qu'à des fins d'identification. Elles ne sont qu'une représentation des couleurs et ne peuvent être considérées comme des normes de couleur.*


*Sobre la base de la información recibida de los Fabricantes de Automóviles, se presume que la información contenida en la presente es correcta. Sin embargo, no podemos asumir responsabilidades por errores o cambios. Los colores son a modo identificatorio solamente. Solo son representativos de los colores y no pueden ser considerados como estándares de color.*




## Exterior • Extérieur • Exteriores



**16W** B/C  
Black Mica



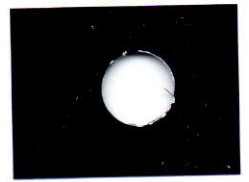
**27A** 3 Stage  
Velocity Red Mica



**32V** B/C  
Copper Red Mica



**34K** 3 Stage  
Crystal White Pearl




**35J** B/C  
Stormy Blue Mica



**35N** B/C  
Sparkling Black Mica



**36A** B/C  
Spirited Green Metallic



**36C** B/C  
Metropolitan Gray Metallic




**38K** B/C  
Indigo Lights Metallic




**38P** B/C  
Liquid Silver Metallic




**38R** B/C  
Graphite Mica




**39T** B/C  
Dolphin Gray Mica



**39W** B/C  
Steel Blue Metallic



**39X** B/C  
Ingot Silver Metallic



**40B** B/C  
Clear Water Blue Metallic




**41B** B/C  
Sky Blue Mica



**41E** B/C  
Zig Zag Black Metallic



**41F** B/C  
Aged Bronze Metallic



**41G** B/C  
Zeal Red Mica



**41L** B/C  
Aquatic Blue Mica



**41M** 3 Stage  
White Platinum Pearl



**41N** 3 Stage  
Red Candy 2 Metallic



**41V** B/C  
Soul Red Metallic



**41W** B/C  
Jet Black Mica




**42A** B/C  
Meteor Gray Mica



**42B** B/C  
Blue Reflex Mica



**A3F** B/C  
Brilliant Black



**A4A** B/C  
True Red



**A4D** B/C  
Rally White



**NN** B/C  
Black Onyx

## Underhood • Sous Le Capot • Baja El Capó




**27A**  
Medium Red



**M6519D**  
Black



**M6534D**  
Titanium



**M6579D**  
Smoke






# 2013 Mazda Color Compatibility Guide

Guide de compatibilité de couleur • Guía de compatibilidad de color

Model Name Nom du modèle Nombre del modelo	Exterior Color Code Code de la couleur extérieure Código del color exterior	Exterior Color Name Nom de la couleur extérieure Nombre del color exterior	Accent/Accessory Accent/Accessoire Acento/Accesorios	Underhood Sous Le Capot Baja El Capó
Mazda6	39W	Steel Blue Metallic		M6534D / Titanium
Mazda6	39X	Ingot Silver Metallic		M6534D / Titanium
Mazda6	41E	Zig Zag Black Metallic		M6519D / Black
Mazda6	41F	Aged Bronze Metallic		M6519D / Black
Mazda6	41M	White Platinum Pearl		M6534D / Titanium
Mazda6	41N	Red Candy 2 Metallic		M6534D / Titanium
Mazda6	NN	Black Onyx		M6579D / Smoke
Mazdaspeed3	27A	Velocity Red Mica	42D / Color Scheme 16W / Black Mica	
Mazdaspeed3	34K	Crystal White Pearl	42E / Color Scheme 16W / Black Mica	
Mazdaspeed3	38P	Liquid Silver Metallic	42F / Color Scheme 16W / Black Mica	
MX5 Miata	34K	Crystal White Pearl	41K / Color Scheme A3F / Brilliant Black	
MX5 Miata	38P	Liquid Silver Metallic	42P / Color Scheme A3F / Brilliant Black	
MX5 Miata	A4A	True Red	A8A / Color Scheme A3F / Brilliant Black	

## Paint Code Location

Emplacements des codes de peinture  
Ubicación del código de pintura



### Engine Compartment

Compartiment moteur  
Compartimiento del motor

### Driver's Side B Pillar

Montant milieu, côté conducteur  
Pilar B del lado del conductor

### Driver Side Door Edge

Bord de porte, côté conducteur  
Borde de la puerta del lado del conductor

## Assembly Plant Codes (11th character of VIN)

Code de usine de montage (11ème caractère du NIV)  
Código de planta ensambladora (11avo carácter de NIV)

Plant Code	Plant
Code de l'usine Código de planta	Usine Planta
A	Vance, Alabama
A, B, C or D	Sindelfingen, Germany
F, G or H	Bremen, Germany
J	Rastatt, Germany
T	Karmann, Germany
X	Graz, Austria
E	Juiz de Fora, Brazil
R	E. London, So. Africa

*Based on information received from Car Manufacturers, the data contained herein is presumed to be correct. However, we cannot assume responsibility for error or change. These colors are intended for identification purposes only. They are only representative of the colors and cannot be considered as color standards.*

*Selon les renseignements reçus des constructeurs de véhicules automobiles, on présume que les données contenues aux présentes sont correctes. Toutefois, nous déclinons toute responsabilité quant aux erreurs ou aux modifications. Ces couleurs ne sont présentées qu'à des fins d'identification. Elles ne sont qu'une représentation des couleurs et ne peuvent être considérées comme des normes de couleur.*

*Sobre la base de la información recibida de los Fabricantes de Automóviles, se presume que la información contenida en la presente es correcta. Sin embargo, no podemos asumir responsabilidades por errores o cambios. Los colores son a modo identificatorio solamente. Solo son representativos de los colores y no pueden ser considerados como estándares de color.*




## Exterior • Extérieur • Exteriores



**040** B/C  
Jet Black




**044** B/C  
Designo Magno  
Allanitgrau Metallic  
Low Gloss



**047** B/C  
AMG Alubeam Silber  
Metallic




**048** 3 Stage  
Designo Mystic  
White Pearl




**051** B/C  
Designo Magno  
Platin Metallic  
Low Gloss



**054** B/C  
Designo Magno  
Sylvanitgrau Metallic  
Low Gloss



**057** B/C  
Designo Zirkonrot Pearl



**058** B/C  
Designo Kristallsilber  
Metallic



**136** B/C  
Gray White



**147** B/C  
Arctic White




**149** B/C  
Polar White




**151** B/C  
Zinnoberrot Metallic



**154** B/C  
Carbon Black Metallic



**160** B/C  
Stone Gray



**162** B/C  
South Seas Blue Metallic



**183** B/C  
Magnetitschwarz  
Metallic



**186** B/C  
Kristallsilber Magno  
Metallic  
Low Gloss




**191** B/C  
Cosmos Black Metallic



**197** B/C  
Obsidian Black Metallic



**224** B/C  
Graphite Gray




**228** B/C  
Cornettblau Metallic



**243** B/C  
Calcite Yellow



**281** B/C  
Magno Cerussitgrau  
Metallic  
Low Gloss




**300** B/C  
Jade Green Metallic



**345** B/C  
Jasper Blue Metallic




**359** B/C  
Capri Blue Metallic



**362** B/C  
Brilliant Blue



**370** B/C  
Andorite Gray Metallic



**373** B/C  
Atlantisblau



**389** B/C  
Steel Blue



# 2013 Mercedes-Benz

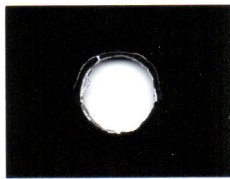
## Exterior • Extérieur • Exteriores



**432** B/C  
Flame Red



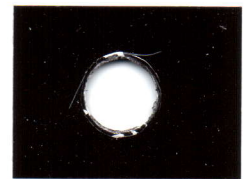
**434** 3 Stage  
AMG Lemans  
Rot Metallic



**474** B/C  
Peridotbraun Metallic



**491** B/C  
AMG Sepang  
Brown Metallic




**497** B/C  
Cuprit Brown Metallic



**524** B/C  
Black Blue




**526** B/C  
Dolomite Brown Metallic




**541** B/C  
Storm Red Metallic




**544** B/C  
Barolo Red Metallic



**548** B/C  
Amber Red Metallic



**583** B/C  
Velvet Red



**589** B/C  
Jupiter Red



**590** B/C  
Mars Red



**650** B/C  
Arctic White



**696** B/C  
Night Black



**701** B/C  
Kieselgrau




**708** B/C  
Silver Gray



**744** B/C  
Brilliant Silver Metallic




**755** B/C  
Steel Gray Metallic



**756** B/C  
Himalayas Gray Metallic



**759** B/C  
Graphite Gray Metallic



**761** B/C  
Polar Silver Metallic



**775** B/C  
Iridium Silver Metallic



**786** B/C  
Stannite Gray Metallic



**787** B/C  
Mountain Gray Metallic



**792** B/C  
Palladium Silver Metallic



**794** B/C  
Pearl Beige Metallic



**796** B/C  
Citrine Brown Metallic




**798** B/C  
Sand Beige Metallic



**799** 3 Stage  
Diamond White Pearl



## Exterior • Extérieur • Exteriores



**830** B/C  
Aqua Green



**890** B/C  
Cavansitblau Metallic



**893** B/C  
Monolithgrau Metallic



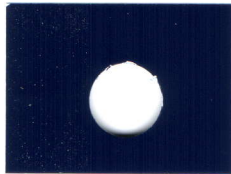
**894** B/C  
Universe Blue Metallic



**895** B/C  
Canyonbeige Metallic




**897** B/C  
Rubinschwarz Metallic




**957** B/C  
Vanda Blue



**963** B/C  
Indium Gray Metallic



**967** B/C  
Galenite Silver Metallic




**967** B/C  
Hibiscus Red



**986** B/C  
Luzonitgrau Metallic



**988** B/C  
Diamantsilbur Metallic




**998** B/C  
Blauanthrazit Metallic





## Paint Code Location

Emplacements des codes de peinture  
Ubicación del código de pintura



### Firewall

Cloison pare-feu  
Barrera contra fuegos

## Assembly Plant Codes (11th character of VIN)

Code de usine de montage (11ème caractère du NIV)  
Código de planta ensambladora (11avo carácter de NIV)


Plant Code	Plant
Code de l'usine Código de planta	Usine Planta
E	Normal, Illinois
U	Mizushima, Japan
Z	Okazaki, Japan

*Based on information received from Car Manufacturers, the data contained herein is presumed to be correct. However, we cannot assume responsibility for error or change. These colors are intended for identification purposes only. They are only representative of the colors and cannot be considered as color standards.*

*Selon les renseignements reçus des constructeurs de véhicules automobiles, on présume que les données contenues aux présentes sont correctes. Toutefois, nous déclinons toute responsabilité quant aux erreurs ou aux modifications. Ces couleurs ne sont présentées qu'à des fins d'identification. Elles ne sont qu'une représentation des couleurs et ne peuvent être considérées comme des normes de couleur.*

*Sobre la base de la información recibida de los Fabricantes de Automóviles, se presume que la información contenida en la presente es correcta. Sin embargo, no podemos asumir responsabilidades por errores o cambios. Los colores son a modo identificatorio solamente. Solo son representativos de los colores y no pueden ser considerados como estándares de color.*


## Exterior • Extérieur • Exteriores



**A31** B/C  
Cool Silver Metallic



**C06** B/C  
Quartz Brown Metallic




**C07** B/C  
Reddish Brown Metallic



**D12** B/C  
Ocean Blue Metallic




**D14** B/C  
Cosmic Blue Metallic



**D17** B/C  
Laguna Blue Metallic



**F24** B/C  
Green Metallic




**P26** B/C  
Rally Red Metallic



**P39** B/C  
Raspberry Red Pearl



**U02** B/C  
Dark Gray Pearl



**U04** B/C  
Quick Silver Pearl



**U17** B/C  
Mercury Gray Metallic



**U21** B/C  
Bluish Silver Metallic



**W13** 3 Stage  
Diamond White Pearl



**W37** B/C  
Wicked White



**W55** 3 Stage  
White Pearl Tricoat



**X42** B/C  
Labrador Black Pearl



**Y25** B/C  
Yellow Metallic



## Underhood • Sous Le Capot • Baja El Capó



**AC10595**  
Gray



**AC10903** B/C  
Black




**AC11019**  
Brown



**CMB17002**  
Dark Blue




**CMH17006**  
Dark Gray



**CMH17007**  
Greenish Gray



**CMR17002**  
Red



**CMR17003**  
Red



**CMW17002**  
White



**CMW17003**  
White

## Wheel • Roue • De Rueda



**H02** B/C  
Silver Metallic



# 2013 Mitsubishi Color Compatibility Guide


Guide de compatibilité de couleur • Guía de compatibilidad de color

Model Name Nom du modèle Nombre del modelo	Exterior Color Code Code de la couleur extérieure Código del color exterior	Exterior Color Name Nom de la couleur extérieure Nombre del color exterior	Underhood Sous Le Capot Baja El Capó
i-MiEV	A31	Cool Silver Metallic	AC10595 / Gray
i-MiEV	W13	Diamond White Pearl	CMW17003 / White
Lancer	A31	Cool Silver Metallic	AC10595 / Gray
Lancer	D14	Cosmic Blue Metallic	AC10903 / Black CMB17002 / Dark Blue
Lancer	P26	Rally Red Metallic	CMR17002 / Red CMR17003 / Red
Lancer	U17	Mercury Gray Metallic	CMH17006 / Dark Gray
Lancer	W37	Wicked White	CMW17002 / White
Lancer	X42	Labrador Black Pearl	AC10903 / Black
Outlander	A31	Cool Silver Metallic	AC10595 / Gray
Outlander	C06	Quartz Brown Metallic	AC10903 / Black AC11019 / Brown
Outlander	D14	Cosmic Blue Metallic	AC10903 / Black CMB17002 / Dark Blue
Outlander	P26	Rally Red Metallic	CMR17002 / Red CMR17003 / Red
Outlander	U17	Mercury Gray Metallic	CMH17006 / Dark Gray
Outlander	W13	Diamond White Pearl	CMW17003 / White
Outlander	X42	Labrador Black Pearl	AC10903 / Black
Outlander Sport	D17	Laguna Blue Metallic	CMH17007 / Greenish Gray
Outlander Sport	P26	Rally Red Metallic	CMR17002 / Red CMR17003 / Red
Outlander Sport	U17	Mercury Gray Metallic	CMH17006 / Dark Gray
Outlander Sport	X42	Labrador Black Pearl	AC10903 / Black



## Paint Code Location

Emplacements des codes de peinture  
Ubicación del código de pintura



### Driver's Side B Pillar

Montant milieu, côté conducteur  
Pilar B del lado del conductor

### Driver Side Door Edge

Bord de porte, côté conducteur  
Borde de la puerta del lado del conductor

## Assembly Plant Codes (11th character of VIN)

Code de usine de montage (11ème caractère du NIV)  
Código de planta ensambladora (11avo carácter de NIV)

Plant Code Code de l'usine Código de planta	Plant Usine Planta
9	Shatai Kyushu, Japan
C	Smyrna, Tennessee
K	Civac, Mexico
L	Aguascalientes, Mexico
M	Tochigi, Japan
N	Canton, Mississippi
T	Oppama, Japan
W	Kyushu, Japan

*Based on information received from Car Manufacturers, the data contained herein is presumed to be correct. However, we cannot assume responsibility for error or change. These colors are intended for identification purposes only. They are only representative of the colors and cannot be considered as color standards.*


*Selon les renseignements reçus des constructeurs de véhicules automobiles, on présume que les données contenues aux présentes sont correctes. Toutefois, nous déclinons toute responsabilité quant aux erreurs ou aux modifications. Ces couleurs ne sont présentées qu'à des fins d'identification. Elles ne sont qu'une représentation des couleurs et ne peuvent être considérées comme des normes de couleur.*

*Sobre la base de la información recibida de los Fabricantes de Automóviles, se presume que la información contenida en la presente es correcta. Sin embargo, no podemos asumir responsabilidades por errores o cambios. Los colores son a modo identificatorio solamente. Solo son representativos de los colores y no pueden ser considerados como estándares de color.*

## Exterior • Extérieur • Exteriores



**A20** B/C  
Code Red



**A54** B/C  
Vibrant Red



**B17** B/C  
Metallic Blue Line



**B20** B/C  
Sapphire Black Pearl



**B23** B/C  
Blue Dusk Metallic



**CAB** B/C  
Tinted Bronze Metallic



**CAE** B/C  
Espresso Black Metallic



**CAJ** B/C  
Tobacco Metallic



**CAL** B/C  
Medium Brown Metallic



**EAF** B/C  
Anodized Orange Metallic



**EAH** B/C  
Atomic Gold Metallic



**EAJ** B/C  
Dark Green Metallic



**FAA** B/C  
Twilight Gray Metallic



**FAF** B/C  
Airtech Blue Metallic



**FAJ** B/C  
Light Green Metallic



**G10** B/C  
Galaxy Black Metallic



**G41** B/C  
Black Metallic



**GAC** B/C  
Malbec Black Metallic



**GAD** B/C  
Red Zone Black Metallic



**GAE** B/C  
Dark Mohogany Pearl



**GAG** B/C  
Black Pearl



**HAE** B/C  
Beige Metallic



**HAF** B/C  
Beige



**JAA** B/C  
Umbria Twilight Metallic



**K13** B/C  
Dark Gray Metallic



**K23** B/C  
Liquid Platinum Metallic



**K26** B/C  
Hippo Gray Metallic



**K36** B/C  
Ash Metallic



**K50** B/C  
Dark Slate Metallic



**K51** B/C  
Gray Metallic



## Exterior • Extérieur • Exteriores




**K52** B/C  
Blue Slate Pearl



**KAB, BKAB** 3 Stage  
Midcoat available in  
Factory Package only  
Super Silver Metallic



**KAC** B/C  
Desert Shadow Metallic



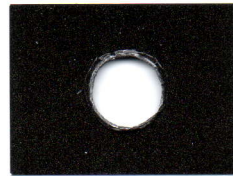
**KAD** B/C  
Gun Metallic



**KAH** B/C  
Saharan Stone Metallic




**KAT** B/C  
Gray Pearl Metallic



**KAX** B/C  
Dark Gray Metallic



**KAY** B/C  
Silver Metallic



**KBC** B/C  
Metallic Slate



**KBD** B/C  
Dark Gray Metallic



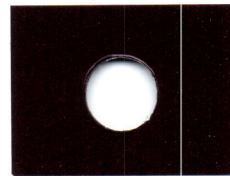
**KH3** B/C  
Black Obsidian




**L50** B/C  
Bitter Chocolate Pearl



**LAE** B/C  
Black Amethyst Metallic



**NAB** B/C  
Dark Red Metallic




**NAC** B/C  
Carmine Red Metallic




**NAD** B/C  
Tuscan Sun Metallic



**NAE** B/C  
Midnight Mocha Metallic



**NAG** B/C  
Black Cherry Pearl



**NAH** B/C  
Red Pearl



**NAM** B/C  
Magma Red Metallic



**QAA** 3 Stage  
Moonlight White Pearl



**QAB** 3 Stage  
White Pearl



**QAC** 3 Stage  
Visual Pearl




**QAK** B/C  
Blizzard



**QM1** B/C  
Cloud White



**QX1** 3 Stage  
Ivory Pearl



**RAA** B/C  
Deep Sapphire Metallic



**RAB** B/C  
Deep Blue Metallic




**RAF** B/C  
Pacific Sky Metallic



**RAQ** B/C  
Dark Blue Metallic

## Exterior • Extérieur • Exteriores



**RAT** 3 Stage  
Planet Blue Metallic




**RAW** B/C  
Blue Metallic



**RAY** B/C  
Blue Pearl




**RBB** B/C  
Lunar Eclipse Metallic




**RBC** B/C  
Blue Metallic




**RBD** B/C  
Dark Blue Metallic



**RBE** B/C  
Light Blue Metallic




**RBG** B/C  
Medium Blue Metallic



**RBJ** B/C  
Blue Metallic


## Underhood • Sous Le Capot • Baja El Capó




**A02T2**  
Red



**A03M1**  
Red



**A04W2** B/C  
Red




**A08U2**  
Red



**B01M1**  
Dark Blue



**B02T1**  
Light Blue



**B03T1**  
Blue



**B04M1**  
Blue



**B04M2**  
Blue



**C01M1**  
Brown



**C08U2**  
Beige



**C08U3**  
Beige



**D02M2** B/C  
Gray Green



**K01M1**  
Black



**K01M2**  
Black



# 2013 Nissan

## Underhood • Sous Le Capot • Baja El Capó




**K01T2**  
Black



**K01W2**  
Black



**K02T2**  
Gray



**K02W2**  
Gray



**K03M1**  
Gray

Late  
Availability



**K03T1**  
Gray



**K03W2**  
Gray



**K04M1**  
White



**K04W2**  
White



**K06M1**  
Dark Gray



**K07M1** B/C  
White



**K07M2**  
Gray



**K08M2**  
White



**K08U2**  
Charcoal



**K08U4**  
Charcoal



**K09M2** B/C  
Gray



**Q01T1**  
White

Late  
Availability



**Q02T1**  
White



**Q08U1**  
White



**Q08U2**  
White

## Accent/Accessory • Accent/Accessoire • Acento/Accessorios



**711469**  
Charcoal Metallic  
100088629



**711470**  
Gray Metallic  
100088631



**711555**  
Silver Metallic  
100090125



**K11** B/C  
Smoke Metallic  
370

# 2013 Nissan Color Compatibility Guide

Guide de compatibilité de couleur • Guía de compatibilidad de color

Model Name Nom du modèle Nombre del modelo	Exterior Color Code Code de la couleur extérieure Código del color exterior	Exterior Color Name Nom de la couleur extérieure Nombre del color exterior	Accent/Accessory Accent/Accessoire Acento/Accesorios	Underhood Sous Le Capot Baja El Capó
370Z	A54	Vibrant Red		A03M1 / Red
370Z	G41	Black Metallic		K01M1 / Black
370Z	K23	Liquid Platinum Metallic		K03M1 / Gray
370Z	KAD	Gun Metallic		K06M1 / Dark Gray
370Z	NAG	Black Cherry Pearl		K01M1 / Black
370Z	QAB	White Pearl		K07M1 / White
Altima	CAJ	Tobacco Metallic		C08U3 / Beige
Altima	GAD	Red Zone Black Metallic		K08U4 / Charcoal
Altima	K23	Liquid Platinum Metallic		C08U2 / Beige
Altima	KAH	Saharan Stone Metallic		C08U2 / Beige C08U3 / Beige
Altima	KBC	Metallic Slate		K08U2 / Charcoal K08U4 / Charcoal
Altima	KH3	Black Obsidian		K08U2 / Charcoal K08U4 / Charcoal
Altima	NAH	Red Pearl		A08U2 / Red
Altima	QAB	White Pearl		Q08U1 / White Q08U2 / White
Altima	RAB	Deep Blue Metallic		K08U2 / Charcoal K08U4 / Charcoal
Altima	RBD	Dark Blue Metallic		K08U4 / Charcoal
Armada	CAE	Espresso Black Metallic		K08U2 / Charcoal
Armada	G10	Galaxy Black Metallic		K08U2 / Charcoal
Armada	K23	Liquid Platinum Metallic		C08U2 / Beige
Armada	QAB	White Pearl		Q08U1 / White
Cube	B20	Sapphire Black Pearl		K01T2 / Black
Cube	K13	Dark Gray Metallic		K01T2 / Black
Cube	K23	Liquid Platinum Metallic		K03T1 / Gray
Cube	KAD	Gun Metallic		K01T2 / Black
Cube	L50	Bitter Chocolate Pearl		K01T2 / Black
Cube	NAH	Red Pearl		A02T2 / Red
Cube	QAB	White Pearl		Q02T1 / White
Cube	RBC	Blue Metallic		B02T1 / Light Blue
EX37	GAC	Malbec Black Metallic		K01M2 / Black
EX37	K23	Liquid Platinum Metallic		K07M2 / Gray
EX37	KAD	Gun Metallic		K09M2 / Gray
EX37	KH3	Black Obsidian		K01M2 / Black
EX37	NAB	Dark Red Metallic		K01M2 / Black
EX37	QAA	Moonlight White Pearl		K08M2 / White
Frontier	EAF	Anodized Orange Metallic		A08U2 / Red
Frontier	K23	Liquid Platinum Metallic		C08U2 / Beige
Frontier	K26	Hippo Gray Metallic		K08U4 / Charcoal
Frontier	KH3	Black Obsidian		K08U4 / Charcoal
Frontier	NAH	Red Pearl		A08U2 / Red
Frontier	QAK	Blizzard		Q08U2 / White
FX37	GAC	Malbec Black Metallic		K01M2 / Black
FX37	JAA	Umbria Twilight Metallic		D02M2 / Gray Green
FX37	K23	Liquid Platinum Metallic		K07M2 / Gray
FX37	KAD	Gun Metallic		K09M2 / Gray
FX37	KH3	Black Obsidian		K01M2 / Black
FX37	NAE	Midnight Mocha Metallic		K01M2 / Black
FX37	QAA	Moonlight White Pearl		K08M2 / White



# 2013 Nissan Color Compatibility Guide

Guide de compatibilité de couleur • Guía de compatibilidad de color

Model Name Nom du modèle Nombre del modelo	Exterior Color Code Code de la couleur extérieure Código del color exterior	Exterior Color Name Nom de la couleur extérieure Nombre del color exterior	Accent/Accessory Accent/Accessoire Acento/Accesorios	Underhood Sous Le Capot Baja El Capó
Frontier	EAF	Anodized Orange Metallic		A08U2 / Red
Frontier	K23	Liquid Platinum Metallic		C08U2 / Beige
Frontier	K26	Hippo Gray Metallic		K08U4 / Charcoal
Frontier	KH3	Black Obsidian		K08U4 / Charcoal
Frontier	NAH	Red Pearl		A08U2 / Red
Frontier	QAK	Blizzard		Q08U2 / White
FX37	GAC	Malbec Black Metallic		K01M2 / Black
FX37	JAA	Umbria Twilight Metallic		D02M2 / Gray Green
FX37	K23	Liquid Platinum Metallic		K07M2 / Gray
FX37	KAD	Gun Metallic		K09M2 / Gray
FX37	KH3	Black Obsidian		K01M2 / Black
FX37	NAE	Midnight Mocha Metallic		K01M2 / Black
FX37	QAA	Moonlight White Pearl		K08M2 / White
FX37	RAY	Blue Pearl		K01M2 / Black
FX50	GAC	Malbec Black Metallic		K01M2 / Black
FX50	JAA	Umbria Twilight Metallic		D02M2 / Gray Green
FX50	K23	Liquid Platinum Metallic		K07M2 / Gray
FX50	KAD	Gun Metallic		K09M2 / Gray
FX50	KH3	Black Obsidian		K01M2 / Black
FX50	NAE	Midnight Mocha Metallic		K01M2 / Black
FX50	QAA	Moonlight White Pearl		K08M2 / White
FX50	RAY	Blue Pearl		K01M2 / Black
G37	A54	Vibrant Red		A03M1 / Red
G37	GAC	Malbec Black Metallic		K01M1 / Black K01M2 / Black
G37	K23	Liquid Platinum Metallic		K03M1 / Gray K07M2 / Gray
G37	K52	Blue Slate Pearl		B01M1 / Dark Blue B04M2 / Blue K01M1 / Black K01M2 / Black
G37	KAC	Desert Shadow Metallic		C01M1 / Brown B01M1 / Dark Blue
G37	KH3	Black Obsidian		K01M1 / Black K01M2 / Black
G37	QAA	Moonlight White Pearl		K04M1 / White K08M2 / White
G37	RAF	Pacific Sky Metallic		K03M1 / Gray
G37	RAW	Blue Metallic		B04M1 / Blue
GT-R	A54	Vibrant Red	711469 / Charcoal Metallic	A03M1 / Red
GT-R	GAG	Black Pearl	711469 / Charcoal Metallic	K01M1 / Black
GT-R	KAB	Super Silver Metallic	711469 / Charcoal Metallic	K03M1 / Gray
GT-R	KAD	Gun Metallic	711469 / Charcoal Metallic	K06M1 / Dark Gray
GT-R	QAB	White Pearl	711469 / Charcoal Metallic	K04M1 / White
GT-R	RAY	Blue Pearl	711469 / Charcoal Metallic	B04M1 / Blue
Juke	B20	Sapphire Black Pearl		K01T2 / Black
Juke	KAD	Gun Metallic		K01T2 / Black
Juke	KAX	Dark Gray Metallic		K01T2 / Black
Juke	NAH	Red Pearl		A02T2 / Red
Juke	RAQ	Dark Blue Metallic		K01T2 / Black
JX	EAJ	Dark Green Metallic		K08U4 / Charcoal
JX	K50	Dark Slate Metallic		K08U4 / Charcoal
JX	KH3	Black Obsidian		K08U4 / Charcoal

# 2013 Nissan Color Compatibility Guide

Guide de compatibilité de couleur • Guía de compatibilidad de color

Model Name Nom du modèle Nombre del modelo	Exterior Color Code Code de la couleur extérieure Código del color exterior	Exterior Color Name Nom de la couleur extérieure Nombre del color exterior	Accent/Accessory Accent/Accessoire Acento/Accesorios	Underhood Sous Le Capot Baja El Capó
JX	NAB	Dark Red Metallic		A08U2 / Red
JX	QAA	Moonlight White Pearl		Q08U2 / White
Leaf	K23	Liquid Platinum Metallic		K02T2 / Gray K03T1 / Gray
Leaf	KBC	Metallic Slate		K08U4 / Charcoal
Leaf	KH3	Black Obsidian		K01T2 / Black K08U4 / Charcoal
Leaf	NAH	Red Pearl		A02T2 / Red A08U2 / Red
Leaf	QAK	Blizzard		Q08U2 / White
Leaf	QX1	Ivory Pearl		Q01T1 / White Q02T1 / White
Leaf	RAT	Planet Blue Metallic		B03T1 / Blue
M35	GAC	Malbec Black Metallic		K01M2 / Black
M35	K23	Liquid Platinum Metallic		K07M2 / Gray
M35	K51	Gray Metallic		K09M2 / Gray
M35	KAT	Gray Pearl Metallic		K01M2 / Black
M35	KH3	Black Obsidian		K01M2 / Black
M35	QAA	Moonlight White Pearl		K08M2 / White
M37	GAC	Malbec Black Metallic		K01M2 / Black
M37	K23	Liquid Platinum Metallic		K07M2 / Gray
M37	K51	Gray Metallic		K09M2 / Gray
M37	KAT	Gray Pearl Metallic		K01M2 / Black
M37	KH3	Black Obsidian		K01M2 / Black
M37	QAA	Moonlight White Pearl		K08M2 / White
M56	GAC	Malbec Black Metallic		K01M2 / Black
M56	K23	Liquid Platinum Metallic		K07M2 / Gray
M56	K51	Gray Metallic		K09M2 / Gray
M56	KAT	Gray Pearl Metallic		K01M2 / Black
M56	KH3	Black Obsidian		K01M2 / Black
M56	QAA	Moonlight White Pearl		K08M2 / White
Maxima	CAJ	Tobacco Metallic		C08U3 / Beige
Maxima	GAD	Crimson Black Metallic		K08U4 / Charcoal
Maxima	KBC	Metallic Slate		K08U4 / Charcoal
Maxima	KH3	Black Obsidian		K08U4 / Charcoal
Maxima	NAD	Tuscan Sun Metallic		A08U2 / Red
Maxima	QAB	White Pearl		Q08U2 / White
Maxima	RAB	Deep Blue Metallic		K08U4 / Charcoal
Murano	B20	Sapphire Black Pearl	711470 / Gray Metallic	K01W2 / Black
Murano	CAB	Tinted Bronze Metallic	711470 / Gray Metallic	K02W2 / Gray
Murano	K23	Liquid Platinum Metallic	711470 / Gray Metallic	K03W2 / Gray
Murano	KAD	Gun Metallic	711470 / Gray Metallic	
Murano	KH3	Black Obsidian	711470 / Gray Metallic	K01W2 / Black
Murano	NAB	Dark Red Metallic	711470 / Gray Metallic	
Murano	QAB	White Pearl	711470 / Gray Metallic	K04W2 / White
Murano	RAQ	Dark Blue Metallic	711470 / Gray Metallic	K01W2 / Black
NV	K23	Liquid Platinum Metallic		C08U2 / Beige
NV	KH3	Super Black		K08U2 / Charcoal
NV	QM1	Cloud White		Q08U1 / White
Pathfinder	K50	Dark Slate Metallic		K08U4 / Charcoal
Pathfinder	KH3	Black Obsidian		K08U4 / Charcoal




# 2013 Nissan Color Compatibility Guide

Guide de compatibilité de couleur • Guía de compatibilidad de color

Model Name Nom du modèle Nombre del modelo	Exterior Color Code Code de la couleur extérieure Código del color exterior	Exterior Color Name Nom de la couleur extérieure Nombre del color exterior	Accent/Accessory Accent/Accessoire Acento/Accesorios	Underhood Sous Le Capot Baja El Capó
Pathfinder	NAH	Red Pearl		A08U2 / Red
Pathfinder	QAA	Moonlight White Pearl		Q08U2 / White
Titan	CAE	Espresso Black Metallic	K11 / Smoke Metallic	K08U2 / Charcoal
Titan	CAJ	Tobacco Metallic	K11 / Smoke Metallic	
Titan	G10	Galaxy Black Metallic	K11 / Smoke Metallic	K08U2 / Charcoal
Titan	K23	Liquid Platinum Metallic	K11 / Smoke Metallic	C08U2 / Beige
Titan	KAD	Gun Metallic	K11 / Smoke Metallic	
Titan	NAH	Red Pearl	K11 / Smoke Metallic	
Titan	QAB	White Pearl	K11 / Smoke Metallic	Q08U1 / White
Titan	QAK	Blizzard	K11 / Smoke Metallic	
Titan	RAQ	Dark Blue Metallic	K11 / Smoke Metallic	
Versa	K23	Liquid Platinum Metallic		K02T2 / Gray K03T1 / Gray
Versa	QM1	Cloud White		Q01T1 / White Q02T1 / White
Xterra	B17	Metallic Blue Line	711555 / Silver Metallic 711556 / Silver Metallic	
Xterra	EAF	Anodized Orange Metallic	711555 / Silver Metallic 711556 / Silver Metallic	A08U2 / Red
Xterra	K23	Liquid Platinum Metallic	711555 / Silver Metallic 711556 / Silver Metallic	
Xterra	K26	Hippo Gray Metallic	711555 / Silver Metallic 711556 / Silver Metallic	K08U4 / Charcoal
Xterra	KAD	Gun Metallic	711555 / Silver Metallic 711556 / Silver Metallic	
Xterra	KH3	Black Obsidian	711555 / Silver Metallic 711556 / Silver Metallic	K08U2 / Charcoal
Xterra	NAH	Red Pearl	711555 / Silver Metallic 711556 / Silver Metallic	A08U2 / Red
Xterra	QAK	Blizzard	711555 / Silver Metallic 711556 / Silver Metallic	Q08U2 / White

## Paint Code Location

Emplacements des codes de peinture  
Ubicación del código de pintura



### Engine Compartment

Compartment moteur  
Compartimiento del motor

### Driver Side Door Edge

Bord de porte, côté conducteur  
Borde de la puerta del lado del conductor

## Assembly Plant Codes (11th character of VIN)

Code de usine de montage (11ème caractère du NIV)  
Código de planta ensambladora (11avo carácter de NIV)

### Plant Code

Code de l'usine  
Código de planta

### Plant

Usine  
Planta

S

Stuttgart, Germany

*Based on information received from Car Manufacturers, the data contained herein is presumed to be correct. However, we cannot assume responsibility for error or change. These colors are intended for identification purposes only. They are only representative of the colors and cannot be considered as color standards.*

*Selon les renseignements reçus des constructeurs de véhicules automobiles, on présume que les données contenues aux présentes sont correctes. Toutefois, nous déclinons toute responsabilité quant aux erreurs ou aux modifications. Ces couleurs ne sont présentées qu'à des fins d'identification. Elles ne sont qu'une représentation des couleurs et ne peuvent être considérées comme des normes de couleur.*

*Sobre la base de la información recibida de los Fabricantes de Automóviles, se presume que la información contenida en la presente es correcta. Sin embargo, no podemos asumir responsabilidades por errores o cambios. Los colores son a modo identificatorio solamente. Solo son representativos de los colores y no pueden ser considerados como estándares de color.*



## Exterior • Extérieur • Exteriores



**L041** B/C  
Black




**LOK1** 3 Stage  
Carraraweiss Metallic




**L1S1** B/C  
Racinggelb



**L2G6** B/C  
Smaragdgrun Metallic




**L2S1** B/C  
Peridot Metallic




**L5P1** B/C  
Limegold Metallic



**L7B2** B/C  
Achatgrau



**L84A** B/C  
Guards Red



**L8L1** B/C  
Amaranthrot Metallic



**L9G5** B/C  
Geysirgrau Metallic



**LA6W** B/C  
Crystal Green Metallic



**LB9A** B/C  
Carrara White



**LC1Y** B/C  
Palladium Metallic




**LC9A** B/C  
Pure White



**LC9X** B/C  
Deep Black Pearl




**LC9Z** B/C  
Basalt Black Metallic



**LH8Z** B/C  
Maronenbraun Metallic




**LM1S** B/C  
Luxorbeige Metallic



**LM3C** B/C  
Karminrot



**LM3T** B/C  
Rotbraun Metallic




**LM3X** B/C  
Rubin Red Metallic



**LM4Z** B/C  
Amethyst Metallic



**LM5H** B/C  
Lagunenblau Metallic



**LM5J** B/C  
Saphirblau Metallic




**LM5R** B/C  
Aqua Blue Metallic



**LM5S** B/C  
Yachting Blue Metallic



**LM5X** B/C  
Dunkel Blue Metallic



**LM7S** B/C  
Achatgrau Metallic



**LM7T** B/C  
Platin Silber Metallic



**LM7U** B/C  
Rhodiumsilber Metallic

# 2013 Porsche


## Exterior • Extérieur • Exteriores



**LM7W** B/C  
Meteor Gray Metallic



**LM7Z** B/C  
GT Silver Metallic



**LM8S** B/C  
Anthrazitbraun Metallic



**LM8U** B/C  
Umber Metallic



**LM8X** B/C  
Topaz Brown Metallic



**LM8Y** B/C  
Mahagoni Metallic



**LM8Z** B/C  
Cognac Metallic



**LM9Z** B/C  
Carbon Gray Metallic



**LX7W** B/C  
Ice Silver Metallic



**LZ6H** B/C  
Jet Green Metallic

## Accent/Accessory • Accent/Accessoire • Acento/Accessoriois




**711498** B/C  
Silver Metallic Matte  
Low Gloss



## Paint Code Location

Emplacements des codes de peinture  
Ubicación del código de pintura



### Driver's Side B Pillar

Montant milieu, côté conducteur  
Pilar B del lado del conductor

### Driver Side Door Edge

Bord de porte, côté conducteur  
Borde de la puerta del lado del conductor

## Assembly Plant Codes (11th character of VIN)

Code de usine de montage (11ème caractère du NIV)  
Código de planta ensambladora (11avo carácter de NIV)

### Plant Code

Code de l'usine  
Código de planta

### Plant

Usine  
Planta


K	Hambach, France
---	-----------------

*Based on information received from Car Manufacturers, the data contained herein is presumed to be correct. However, we cannot assume responsibility for error or change. These colors are intended for identification purposes only. They are only representative of the colors and cannot be considered as color standards.*

*Selon les renseignements reçus des constructeurs de véhicules automobiles, on présume que les données contenues aux présentes sont correctes. Toutefois, nous déclinons toute responsabilité quant aux erreurs ou aux modifications. Ces couleurs ne sont présentées qu'à des fins d'identification. Elles ne sont qu'une représentation des couleurs et ne peuvent être considérées comme des normes de couleur.*

*Sobre la base de la información recibida de los Fabricantes de Automóviles, se presume que la información contenida en la presente es correcta. Sin embargo, no podemos asumir responsabilidades por errores o cambios. Los colores son a modo identificatorio solamente. Solo son representativos de los colores y no pueden ser considerados como estándares de color.*

## Exterior • Extérieur • Exteriores



**EAA** B/C  
Active Blue Metallic



**EAZ** B/C  
Crystal White




**EAI** B/C  
Dark Gray Metallic Matte  
Low Gloss



**ECG** B/C  
Gray Metallic



**ECA** B/C  
Jack Black



**ECF** B/C  
Rally Red



**EAD** B/C  
River Silver Metallic

## Accent/Accessory • Accent/Accessoire • Acento/Accessoriois



**EB3**  
Kristallweiss




**EB2**  
Silver Metallic




**EB1** B/C  
Solid Schwarz





## Paint Code Location

Emplacements des codes de peinture  
Ubicación del código de pintura



### Passenger Side Door Edge

Bord de porte, côté passager  
Borde de la puerta del lado del pasajero

### Passenger Side B Pillar

Montant milieu, côté passager  
Pilar B dellado del pasajero

## Assembly Plant Codes (11th character of VIN)

Code de usine de montage (11ème caractère du NIV)  
Código de planta ensambladora (11avo carácter de NIV)

Plant Code	Plant
Code de l'usine Código de planta	Usine Planta
1, 2, 3, 4	Lafayette, IN (SIA)
1, 2, G, H, L	Gunma, Japan (FHI)

*Based on information received from Car Manufacturers, the data contained herein is presumed to be correct. However, we cannot assume responsibility for error or change. These colors are intended for identification purposes only. They are only representative of the colors and cannot be considered as color standards.*

*Selon les renseignements reçus des constructeurs de véhicules automobiles, on présume que les données contenues aux présentes sont correctes. Toutefois, nous déclinons toute responsabilité quant aux erreurs ou aux modifications. Ces couleurs ne sont présentées qu'à des fins d'identification. Elles ne sont qu'une représentation des couleurs et ne peuvent être considérées comme des normes de couleur.*

*Sobre la base de la información recibida de los Fabricantes de Automóviles, se presume que la información contenida en la presente es correcta. Sin embargo, no podemos asumir responsabilidades por errores o cambios. Los colores son a modo identificatorio solamente. Solo son representativos de los colores y no pueden ser considerados como estándares de color.*



## Exterior • Extérieur • Exteriores



**02C** B/C  
World Rally Blue Pearl



**32J** B/C  
Obsidian Black Pearl



**37J, EH6** 3 Stage  
Satin White Pearl



**61K** B/C  
Dark Gray Metallic




**69Z** B/C  
Camellia Red Pearl



**C1F** B/C  
Sage Green Metallic



**C1S** B/C  
Beams Brown Pearl



**C7P** B/C  
Lightning Red



**D4S, EH3** B/C  
Crystal Black Silica Pearl



**D6S** B/C  
Sterling Silver Metallic



**E8H** B/C  
Galaxy Blue Metallic



**F1H** B/C  
Caramel Bronze Pearl



**F3T, EH4** B/C  
Graphite Gray Metallic



**F4T** B/C  
Cypress Green Pearl



**F9H** B/C  
Marine Blue Pearl



**F9T** B/C  
Plasma Blue Silica Pearl



**G1U, GE2** B/C  
Ice Silver Metallic



**G2U** B/C  
Tangerine Orange Pearl



**G3U** B/C  
Deep Cherry Pearl



**G5U, GE8** B/C  
Deep Indigo Pearl



**H1Q** B/C  
Twilight Blue Metallic



**H2Q, HZ9** B/C  
Venetian Red Pearl



**H4Q** B/C  
Burnished Bronze Metallic




**H5Q** B/C  
Jasmine Green Metallic



**H6Q** B/C  
Desert Khaki

# 2013 Subaru


## Underhood • Sous Le Capot • Baja El Capó



**BKU**  
Black



**CS30**  
Silky White



**CS3G**  
Light Blue




**CS7V**  
Dark Green



**CS9V**  
Medium Gray




**CS9Y**  
Dark Green




**DBU**  
Dark Blue




**DGU**  
Dark Green



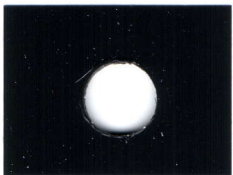
**DMU**  
Dark Maroon



**DRU**  
Dark Red



**DYU**  
Dark Yellow



**GRU**  
Dark Gray



**GYU**  
Light Gray



**LGU**  
Light Green



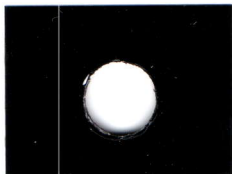
**MGU**  
Medium Gray



**MRU**  
Medium Red



**MTU**  
Medium Tan



**SBU**  
Sash Black




**SWU**  
Silky White

## Wheel • Roue • De Rueda



**AG120, AG130**  
Silver Metallic



**GK1** B/C  
Gold Metallic



**SK1** B/C  
Silver Metallic






## Paint Code Location

Emplacements des codes de peinture  
Ubicación del código de pintura

### Passenger Side Front Strut Tower

Tourelle de jambe de suspension avant, côté passager  
Barra de refuerzo delantera del lado del pasajero



### Engine Compartment

Compartiment moteur  
Compartimiento del motor

### Driver Side B Pillar

Montant milieu, côté conducteur  
Pilar B del lado del conductor

## Assembly Plant Codes (11th character of VIN)

Code de usine de montage (11ème caractère du NIV)  
Código de planta ensambladora (11avo carácter de NIV)

Plant Code	Plant
Code de l'usine	Usine
Código de planta	Planta
4	Iwata, Japan
5	Kosai, Japan
6	Sagara, Japan
C	Smyrna, TN

*Based on information received from Car Manufacturers, the data contained herein is presumed to be correct. However, we cannot assume responsibility for error or change. These colors are intended for identification purposes only. They are only representative of the colors and cannot be considered as color standards.*


*Selon les renseignements reçus des constructeurs de véhicules automobiles, on présume que les données contenues aux présentes sont correctes. Toutefois, nous déclinons toute responsabilité quant aux erreurs ou aux modifications. Ces couleurs ne sont présentées qu'à des fins d'identification. Elles ne sont qu'une représentation des couleurs et ne peuvent être considérées comme des normes de couleur.*

*Sobre la base de la información recibida de los Fabricantes de Automóviles, se presume que la información contenida en la presente es correcta. Sin embargo, no podemos asumir responsabilidades por errores o cambios. Los colores son a modo identificatorio solamente. Solo son representativos de los colores y no pueden ser considerados como estándares de color.*


## Exterior • Extérieur • Exteriores



**26U** B/C  
Superior White




**B17** B/C  
Daytona Blue Metallic




**K23** B/C  
Silver Metallic



**KH3** B/C  
Gunpowder Black



**NAC** B/C  
Adobe Red Metallic



**NAH** B/C  
Red Pearl



**QAK** B/C  
Avalanche White




**QM1** B/C  
Glacier White



**Z2S** B/C  
Quicksilver Metallic




**Z7T** 3 Stage  
White Water Pearl




**ZFM** B/C  
Sunlight Copper 2  
Metallic



**ZJ3** B/C  
Black Onyx Pearl



**ZJP** B/C  
Deep Sea Blue Metallic



**ZLB** B/C  
Volcano Red Pearl



**ZMA** B/C  
Quasar Gray Metallic



**ZMT** 3 Stage  
Snow White Pearl




**ZMV** B/C  
Super Black Pearl



**ZMW** B/C  
Azure Gray Metallic



**ZMZ** B/C  
Deep Sea Blue Metallic



**ZNB** B/C  
Vivid Red




**ZNC** B/C  
Premium Silver Metallic



**ZPM** B/C  
Glacier Light Blue  
Metallic



**ZRJ** B/C  
Ablaze Red II Pearl



**ZRZ** B/C  
Boost Blue Pearl



**ZTR** B/C  
Snow White II Pearl




**ZTS** B/C  
Star Silver IV Metallic



**ZTT** B/C  
Super Black II Pearl



**ZTU** B/C  
Mineral Gray II Metallic



**ZTV** B/C  
Boost Blue II Pearl




**ZTW** B/C  
Ablaze Red III Pearl




# 2013 Suzuki

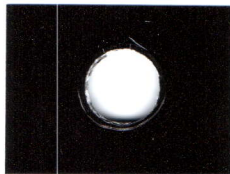
## Exterior • Extérieur • Exteriores



**ZTZ** B/C  
Sunlight Copper III Pearl



**ZUE** B/C  
Plasma Yellow Pearl



**ZUF** B/C  
Bison Brown 2 Metallic




**ZUG** B/C  
Gaia Bronze Pearl

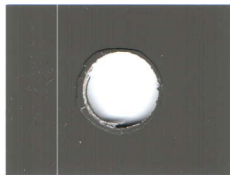
## Underhood • Sous Le Capot • Baja El Capó



**1LC**  
White



**A08U2**  
Red



**C08U2**  
Beige




**K08U4**  
Charcoal




**ZOC**  
Light Gray



**Z26**  
Red



**ZF1**  
Dark Gray



**ZSW** B/C  
Red No. 9

# 2013 Suzuki Color Compatibility Guide


Guide de compatibilité de couleur • Guía de compatibilidad de color

Model Name Nom du modèle Nombre del modelo	Exterior Color Code Code de la couleur extérieure Código del color exterior	Exterior Color Name Nom de la couleur extérieure Nombre del color exterior	Underhood Sous Le Capot Baja El Capó
Equator	K23	Silver Metallic	C08U2 / Beige
Equator	KH3	Gunpowder Black	K08U4 / Charcoal
Equator	NAC	Adobe Red Metallic	A08U2 / Red
Equator	QM1	Glacier White	Q08U2 / White
Grand Vitara	26U	Superior White	1LC / White
Grand Vitara	Z2S	Quicksilver Metallic	Z0C / Light Gray
Grand Vitara	Z7T	White Water Pearl	1LC / White
Grand Vitara	ZJ3	Black Onyx Pearl	ZF1 / Dark Gray
Grand Vitara	ZJP	Deep Sea Blue Metallic	ZF1 / Dark Gray
Grand Vitara	ZLB	Volcano Red Pearl	Z26 / Red
Grand Vitara	ZMA	Quasar Gray Metallic	ZF1 / Dark Gray
Grand Vitara	ZUF	Bison Brown 2 Metallic	ZF1 / Dark Gray
Grand Vitara	ZUG	Gaia Bronze Pearl	Z0C / Light Gray
Kizashi	ZJP	Deep Sea Blue Metallic	ZF1 / Dark Gray
Kizashi	ZMT	Snow White Pearl	1LC / White
Kizashi	ZMV	Super Black Pearl	ZF1 / Dark Gray
Kizashi	ZMW	Azure Gray Metallic	ZF1 / Dark Gray
Kizashi	ZMZ	Deep Sea Blue Metallic	ZF1 / Dark Gray
Kizashi	ZNB	Vivid Red	ZF1 / Dark Gray
Kizashi	ZNC	Premium Silver Metallic	ZF1 / Dark Gray
Kizashi	ZPM	Glacier Light Blue Metallic	Z0C / Light Gray
Kizashi	ZRJ	Ablaze Red II Pearl	ZSW / Red No. 9
SX4	ZFM	Sunlight Copper 2 Metallic	Z26 / Red
SX4	ZMT	Snow White Pearl	1LC / White
SX4	ZMU	Quicksilver Metallic	Z0C / Light Gray
SX4	ZMV	Super Black Pearl	ZF1 / Dark Gray
SX4	ZMW	Azure Gray Metallic	ZF1 / Dark Gray
SX4	ZMZ	Deep Sea Blue Metallic	ZF1 / Dark Gray
SX4	ZNB	Vivid Red	ZF1 / Dark Gray
SX4	ZRJ	Ablaze Red II Pearl	ZSW / Red No. 9
SX4	ZRZ	Boost Blue Pearl	ZF1 / Dark Gray
SX4	ZUE	Plasma Yellow Pearl	Z0C / Light Gray



## Paint Code Location

Emplacements des codes de peinture  
Ubicación del código de pintura



### Driver Side B Pillar

Montant milieu, côté conducteur  
Pilar B del lado del conductor

## Assembly Plant Codes (11th character of VIN)

Code de usine de montage (11ème caractère du NIV)  
Código de planta ensambladora (11avo carácter de NIV)

Plant Code	Plant
Code de l'usine Código de planta	Usine Planta
F	Freemont, California

*Based on information received from Car Manufacturers, the data contained herein is presumed to be correct. However, we cannot assume responsibility for error or change. These colors are intended for identification purposes only. They are only representative of the colors and cannot be considered as color standards.*

*Selon les renseignements reçus des constructeurs de véhicules automobiles, on présume que les données contenues aux présentes sont correctes. Toutefois, nous déclinons toute responsabilité quant aux erreurs ou aux modifications. Ces couleurs ne sont présentées qu'à des fins d'identification. Elles ne sont qu'une représentation des couleurs et ne peuvent être considérées comme des normes de couleur.*

*Sobre la base de la información recibida de los Fabricantes de Automóviles, se presume que la información contenida en la presente es correcta. Sin embargo, no podemos asumir responsabilidades por errores o cambios. Los colores son a modo identificatorio solamente. Solo son representativos de los colores y no pueden ser considerados como estándares de color.*

## Exterior • Extérieur • Exteriores



**PBSB** B/C  
Eclipse Black



**PMSS** B/C  
Starlight Silver Metallic



**PPSR** B/C  
Signature Red Metallic




**PPSW** B/C  
White Water Pearl

## Underhood • Sous Le Capot • Baja El Capó



**711795**  
Gray



**811796**  
Tan

## Wheel • Roue • De Rueda



**NEU106E**  
Sonic Carbon Metallic




**NEU107E**  
Sonic Silver Metallic





## Paint Code Location

Emplacements des codes de peinture  
Ubicación del código de pintura



### Driver Side Door Edge

Bord de porte, côté conducteur  
Borde de la puerta del lado del conductor

### Driver Side B Pillar

Montant milieu, côté conducteur  
Pilar B del lado del conductor

## Assembly Plant Codes (11th character of VIN)

Code de usine de montage (11ème caractère du NIV)  
Código de planta ensambladora (11avo carácter de NIV)

Plant Code	Plant
Code de l'usine	Usine
Código de planta	Planta
C	Cambridge, Ontario
R	Lafayette, IN (SIA)
S	Princeton, IN
U	Georgetown, KY
X	San Antonio, TX
0	Tahara, Japan
1	Takaoka, Japan
2	Motomachi, Japan
3	Tsutsumi, Japan
4	Sagamihara, Japan
5	Tahara, Japan
6	Obu, Japan
7	Fujimatsu, Japan
8	Hamura, Japan
9	Higashifuji, Japan
M	Baja California, Mexico
W	Woodstock, Ontario

Based on information received from Car Manufacturers, the data contained herein is presumed to be correct. However, we cannot assume responsibility for error or change. These colors are intended for identification purposes only. They are only representative of the colors and cannot be considered as color standards.

Selon les renseignements reçus des constructeurs de véhicules automobiles, on présume que les données contenues aux présentes sont correctes. Toutefois, nous déclinons toute responsabilité quant aux erreurs ou aux modifications. Ces couleurs ne sont présentées qu'à des fins d'identification. Elles ne sont qu'une représentation des couleurs et ne peuvent être considérées comme des normes de couleur.

Sobre la base de la información recibida de los Fabricantes de Automóviles, se presume que la información contenida en la presente es correcta. Sin embargo, no podemos asumir responsabilidades por errores o cambios. Los colores son a modo identificatorio solamente. Solo son representativos de los colores y no pueden ser considerados como estándares de color.



# 2013 Toyota/Lexus/Scion

## Exterior • Extérieur • Exteriores



**040** B/C  
Super White II



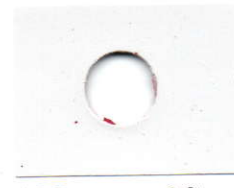
**058** B/C  
Iceberg



**070** 3 Stage  
Blizzard Pearl



**077** 3 Stage  
Starfire Pearl



**082** 3 Stage  
Moonglow Pearl



**083** 3 Stage  
White Nova GF Metallic



**202** B/C  
Black



**209** B/C  
Black Sand Pearl



**212** B/C  
Obsidian



**217** B/C  
Stargazer Black Metallic



**218** B/C  
Attitude Black Mica



**774** B/C  
Summer Rain Metallic



**781** B/C  
Frosty Green Mica




**785** B/C  
South Pacific Pearl



**787** B/C  
Clear Stream Metallic



**788** B/C  
Turquoise Metallic



**1D6** B/C  
Silver Sky Metallic



**1E7** B/C  
Silver Streak Mica




**1F2** B/C  
Mercury Metallic




**1F7** B/C  
Classic Silver Metallic



**1G1** B/C  
Tungsten Pearl



**1G3** B/C  
Magnetic Gray Metallic




**1H1** B/C  
Predawn Gray Mica



**1H2** B/C  
Dark Steel Mica



**1H3** B/C  
Knights Armour Pearl



**1H5** B/C  
Cement Gray Metallic



**1H9** B/C  
Mercury Gray Mica



**1J2** B/C  
Sonic Silver Metallic



**1J4** B/C  
Platinum Silver Metallic




**37J** 3 Stage  
Whiteout Pearl




# 2013 Toyota/Lexus/Scion

## Exterior • Extérieur • Exteriores




**3L5** B/C  
Radiant Red




**3P0** B/C  
Absolutely Red



**3P2** B/C  
Black Cherry Pearl



**3Q3** B/C  
Salsa Red Pearl




**3R0** B/C  
Sizzling Crimson Mica



**3R1** 3 Stage  
Matador Red Mica




**3R3** B/C  
Barcelona Red Mica



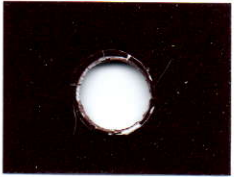
**3R7** 3 Stage  
Noble Spinel Mica



**3S0** B/C  
Claret Mica



**3S8** B/C  
Crimson Metallic



**3T0** B/C  
Moulin Rouge Mica



**4R3** B/C  
Sonora Gold Pearl



**4R8** B/C  
Hot Lava Metallic



**4T3** B/C  
Pyrite Mica



**4T8** B/C  
Sandy Beach Metallic



**4U2** B/C  
Golden Umber Mica



**4U3** B/C  
Sunset Bronze Mica




**4U7** B/C  
Satin Cashmere Metallic



**4V0** B/C  
Army Rock Metallic



**4V3** B/C  
Brown Spice Mica



**4V6** B/C  
Quicksand



**4V7** 3 Stage  
Habanero



**4W2** B/C  
Magma



**5A3** B/C  
Sun Fusion



**5B2** B/C  
Champagne Mica



**61K** B/C  
Asphalt Metallic



**6T7** B/C  
Cypress Mica



**6V2** B/C  
Amazon Green Metallic



**6V4** B/C  
Spruce Mica



**6V7** B/C  
Army Green



# 2013 Toyota/Lexus/Scion


## Exterior • Extérieur • Exteriores



**6W3** B/C  
Green Metallic




**8R3** B/C  
Pacific Blue Metallic



**8S6** B/C  
Nautical Blue Metallic



**8S7** B/C  
Wave Line Pearl




**8T0** B/C  
Blazing Blue Metallic



**8T4** B/C  
Stingray Metallic



**8T5** B/C  
Blue Ribbon Metallic



**8T7** B/C  
Blue Streak Metallic



**8U1** B/C  
Ultrasonic Blue Mica




**8U6** B/C  
Tropical Sea Metallic



**8U9** B/C  
Cerulean Blue Metallic



**8V1** B/C  
Winter Gray Metallic



**8V3** B/C  
Deep Sea Mica



**8V5** B/C  
Shoreline Blue Pearl



**8W1** B/C  
Clearwater Blue Metallic



**8W2** B/C  
Cavalry Blue



**8W3** B/C  
Metro Blue Metallic



**8W6** B/C  
Parisian Night Pearl



**8W7** B/C  
Dark Blue Metallic



**9AF** B/C  
Elusive Blue Metallic



**9AH** B/C  
Black Currant Metallic



**9H8** B/C  
Deep Sea Mica



**9J2** B/C  
Stargazer Black Metallic



**9J4** B/C  
Passionate Pink




**9J5** B/C  
Sky Blue



**9J7** B/C  
Fresh Green



**9J8** B/C  
Ivory White



**9K1** B/C  
Mist Green



**9K5** B/C  
Orange




**9K6** B/C  
Sunset Orange

# 2013 Toyota/Lexus/Scion

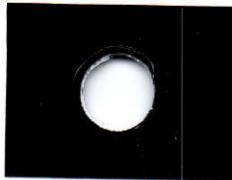
## Exterior • Extérieur • Exteriores



**9K7** B/C  
Blue Amethyst SS  
Metallic



**C7P** B/C  
Firestorm



**D4S** B/C  
Raven Pearl



**D6S** B/C  
Argento Metallic




**E8H** B/C  
Ultramarine Metallic



**H8R** B/C  
Hot Lava Metallic

## Underhood • Sous Le Capot • Baja El Capó



**311436**  
Red



**711452**  
Gray



**1011451**  
Black



# 2013 Toyota/Lexus/Scion

## Accent/Accessory • Accent/Accessoire • Acento/Accessoires



**711443**  
Gray Metallic




**711445**  
Gray Metallic



**711447**  
Gray Metallic



**711449**  
Gray Metallic



**711450**  
Silver Metallic



**1011437**  
Black



**1011438**  
Black



**1011439**  
Black



**1011440**  
Gray Metallic



**1011442**  
Black



**1011444**  
Black



**1011453**  
Black



**11BK03** B/C  
Black



**11GY06** B/C  
Charcoal Metallic



**11GY10** B/C  
Gray Metallic



**11SV09** B/C  
Silver Metallic





# 2013 Toyota/Lexus/Scion Color Compatibility Guide

Guide de compatibilité de couleur • Guía de compatibilidad de color

Model Name	Exterior Color Code	Exterior Color Name	Accent/Accessory	Interior
Nom du modèle	Code de la couleur extérieure	Nom de la couleur extérieure	Accent/Accessoire	Intérieur
Nombre del modelo	Código del color exterior	Nombre del color exterior	Acenro/Acesorios	Interiores
4Runner	202	Black	11GY10 / Gray Metallic	
4Runner	070	Blizzard Pearl	11GY10 / Gray Metallic	
4Runner	1F7	Classic Silver Metallic	11GY10 / Gray Metallic	
4Runner	1G3	Magnetic Gray Metallic	11GY10 / Gray Metallic	
4Runner	3Q3	Salsa Red Pearl	11GY10 / Gray Metallic	
4Runner	8V5	Shoreline Blue Pearl	11GY10 / Gray Metallic	
ES350	077	Starfire Pearl	711447 / Gray Metallic	
FJ Cruiser	202	Black	058 / Iceberg 1F7 / Classic Silver Metallic 2KC / Color Scheme	
FJ Cruiser	058	Iceberg	1F7 / Classic Silver Metallic	
FJ Cruiser	1H5	Cement Gray Metallic	1F7 / Classic Silver Metallic	
FJ Cruiser	4V6	Quicksand	058 / Iceberg 1F7 / Classic Silver Metallic 2KP / Color Scheme	
FJ Cruiser	4W2	Magma	058 / Iceberg 1F7 / Classic Silver Metallic 2LF / Color Scheme	
FJ Cruiser	6V7	Army Green	058 / Iceberg 1F7 / Classic Silver Metallic 2KD / Color Scheme	
FJ Cruiser	8W2	Cavalry Blue	058 / Iceberg 1F7 / Classic Silver Metallic 2KQ / Color Scheme	
Highlander	202	Black	1011437 / Black 1011453 / Black 11SV09 / Silver Metallic	
Highlander	070	Blizzard Pearl	1011437 / Black 1011453 / Black 11SV09 / Silver Metallic	
Highlander	1F7	Classic Silver Metallic	1011437 / Black 1011453 / Black 11SV09 / Silver Metallic	
Highlander	1G3	Magnetic Gray Metallic	1011437 / Black 1011453 / Black 11SV09 / Silver Metallic	
Highlander	1H1	Predawn Gray Mica	1011437 / Black 1011453 / Black 11SV09 / Silver Metallic	
Highlander	3R0	Sizzling Crimson Mica	1011437 / Black 1011453 / Black 11SV09 / Silver Metallic	
Highlander	4T8	Sandy Beach Metallic	1011437 / Black 1011453 / Black 11SV09 / Silver Metallic	
Highlander	6T7	Cypress Mica	1011437 / Black 1011453 / Black 11SV09 / Silver Metallic	
Highlander	8S6	Nautical Blue Metallic	1011437 / Black 1011453 / Black 11SV09 / Silver Metallic	
Highlander	8V5	Shoreline Blue Pearl	1011437 / Black 1011453 / Black 11SV09 / Silver Metallic	
IQ	209	Black Sand Pearl	711588 / Silver Metallic	1011586 / Black Metallic 311585 / Red Metallic 711587 / Silver Metallic
IQ	070	Blizzard Pearl	209 / Black Sand Pearl 711588 / Silver Metallic	1011586 / Black Metallic 311585 / Red Metallic 711587 / Silver Metallic
IQ	1F7	Classic Silver Metallic	209 / Black Sand Pearl 2KS / Color Scheme 711588 / Silver Metallic	1011586 / Black Metallic 311585 / Red Metallic 711587 / Silver Metallic
IQ	1G3	Magnetic Gray Metallic	209 / Black Sand Pearl 711588 / Silver Metallic	1011586 / Black Metallic 311585 / Red Metallic 711587 / Silver Metallic

# 2013 Toyota/Lexus/Scion Color Compatibility Guide


Guide de compatibilité de couleur • Guía de compatibilidad de color

Model Name	Exterior Color Code	Exterior Color Name	Accent/Accessory	Interior
Nom du modèle	Code de la couleur extérieure	Nom de la couleur extérieure	Accent/Accessoire	Intérieur
Nombre del modelo	Código del color exterior	Nombre del color exterior	Acento/ Accesorios	Interiores
IQ	3P0	Absolutely Red	209 / Black Sand Pearl 2KU / Color Scheme 711588 / Silver Metallic	1011586 / Black Metallic 311585 / Red Metallic 711587 / Silver Metallic
IQ	4R8	Hot Lava Metallic	209 / Black Sand Pearl 711588 / Silver Metallic	1011586 / Black Metallic 311585 / Red Metallic 711587 / Silver Metallic
IQ	8R3	Pacific Blue Metallic	209 / Black Sand Pearl 711588 / Silver Metallic	1011586 / Black Metallic 311585 / Red Metallic 711587 / Silver Metallic
IQ	9AH	Black Currant Metallic	209 / Black Sand Pearl 711588 / Silver Metallic	1011586 / Black Metallic 311585 / Red Metallic 711587 / Silver Metallic
IS250	077	Starfire Pearl	711449 / Gray Metallic	
IS250	8V3	Deep Sea Mica	711449 / Gray Metallic	
IS350	077	Starfire Pearl	711449 / Gray Metallic	
LS460	077	Starfire Pearl	711450 / Silver Metallic	
Matrix	209	Black Sand Pearl	1011438 / Black	
Matrix	040	Super White II	1011438 / Black	
Matrix	1F7	Classic Silver Metallic	1011438 / Black	
Matrix	1G3	Magnetic Gray Metallic	1011438 / Black	
RAV4	202	Black	1011439 / Black	
RAV4	040	Super White II	1011439 / Black	
RAV4	070	Blizzard Pearl	1011439 / Black	
RAV4	1F7	Classic Silver Metallic	1011439 / Black	
RAV4	1G3	Magnetic Gray Metallic	1011439 / Black	
RAV4	3R3	Barcelona Red Mica	1011439 / Black	
RAV4	4T3	Pyrite Mica	1011439 / Black	
RAV4	6V4	Spruce Mica	1011439 / Black	
RAV4	8V5	Shoreline Blue Pearl	1011439 / Black	
Sequoia	1G3	Magnetic Gray Metallic	1011440 / Gray Metallic	
Sienna	1D6	Silver Sky Metallic	1011442 / Black	
Sienna	4T8	Sandy Beach Metallic	711443 / Gray Metallic	
Sienna	6T7	Cypress Mica	711443 / Gray Metallic	
Tacoma	202	Black	1011439 / Black 11BK03 / Black 11GY06 / Charcoal Metallic	
Tacoma	040	Super White II	1011439 / Black 11BK03 / Black 11GY06 / Charcoal Metallic	
Tacoma	1E7	Silver Streak Mica	1011439 / Black 1011444 / Black 11BK03 / Black 11GY06 / Charcoal Metallic	
Tacoma	1G3	Magnetic Gray Metallic	1011439 / Black 11BK03 / Black 11GY06 / Charcoal Metallic	
Tacoma	3R3	Barcelona Red Mica	1011439 / Black 11BK03 / Black 11GY06 / Charcoal Metallic 711445 / Gray Metallic	
Tacoma	4T3	Pyrite Mica	1011439 / Black 11BK03 / Black 11GY06 / Charcoal Metallic	
Tacoma	6V4	Spruce Mica	1011439 / Black 11BK03 / Black 11GY06 / Charcoal Metallic	
Tacoma	8S6	Nautical Blue Metallic	1011439 / Black 11BK03 / Black 11GY06 / Charcoal Metallic	
Tundra	202	Black	1011439 / Black	
Tundra	040	Super White II	1011439 / Black	
Tundra	1D6	Silver Sky Metallic	1011439 / Black	
Tundra	1G3	Magnetic Gray Metallic	1011439 / Black	
Tundra	3L5	Radiant Red	1011439 / Black	
Tundra	3R3	Barcelona Red Mica	1011439 / Black	
Tundra	4T3	Pyrite Mica	1011439 / Black	
Tundra	6V4	Spruce Mica	1011439 / Black	
Tundra	8S6	Nautical Blue Metallic	1011439 / Black	
xD	8T7	Blue Streak Metallic	209 / Black Sand Pearl 2KZ / Color Scheme	



## Paint Code Location

Emplacements des codes de peinture  
Ubicación del código de pintura



### Inner Rear Compartment

Compartiment intérieur arrière  
Compartimento trasero interior

### Spare Tire Wheel Well

Logement de roue de secours  
Compartimento de la rueda de auxilio

## Assembly Plant Codes (11th character of VIN)

Code de usine de montage (11ème caractère du NIV)  
Código de planta ensambladora (11avo carácter de NIV)

Plant Code Code de l'usine Código de planta	Plant Usine Planta
1	Gyor, Hungary
4	Curitiba, Brazil
8	Dresden, Germany
A	Ingolstadt, Germany
C	Crewe, England
C	Chattanooga, TN
D	Bratislava, Slovakia
E	Emden, Germany
H	Hannover, Germany
K	Rheine, Germany
M	Puebla, Mexico
N	Neckarsulm, Germany
P	Mosel, Germany
V	Palmela, Portugal
W	Wolfsburg, Germany

*Based on information received from Car Manufacturers, the data contained herein is presumed to be correct. However, we cannot assume responsibility for error or change. These colors are intended for identification purposes only. They are only representative of the colors and cannot be considered as color standards.*

*Selon les renseignements reçus des constructeurs de véhicules automobiles, on présume que les données contenues aux présentes sont correctes. Toutefois, nous déclinons toute responsabilité quant aux erreurs ou aux modifications. Ces couleurs ne sont présentées qu'à des fins d'identification. Elles ne sont qu'une représentation des couleurs et ne peuvent être considérées comme des normes de couleur.*


*Sobre la base de la información recibida de los Fabricantes de Automóviles, se presume que la información contenida en la presente es correcta. Sin embargo, no podemos asumir responsabilidades por errores o cambios. Los colores son a modo identificatorio solamente. Solo son representativos de los colores y no pueden ser considerados como estándares de color.*




## Exterior • Extérieur • Exteriores




**L041, A1A1** B/C  
Black



**LA3H, 4Y4Y** B/C  
Salsa Red



**LA3T, 2K2K** B/C  
Wild Cherry Metallic



**LA7P, 0V0V** B/C  
Frostsilber Metallic




**LA7T, X6X6** B/C  
United Gray Metallic




**LA7W, 8E8E** B/C  
Reflex Silver Metallic



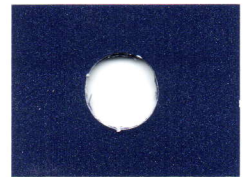
**LA9W, 1K1K** B/C  
Carbon Steel Metallic




**LB1B, T1T1** B/C  
Sunflower Yellow




**LB3Z, I9I9** B/C  
Fortanarot Metallic



**LB5K, 0A0A** B/C  
Reef Blue Metallic




**LB7W, K5K5** B/C  
Tungsten Silver Metallic




**LB8R, POP0** B/C  
Black Oak Brown Metallic




**LB9A, B4B4** B/C  
Candy White



**LC5F, W9W9** B/C  
Blue Graphite Pearl



**LC7Z, 9H9H** B/C  
Iron Gray Metallic




**LC8Y, 7S7S** B/C  
Light Brown Metallic



**LC9A, 0Q0Q** B/C  
Pure White




**LC9X, 2T2T** B/C  
Deep Black Pearl




**LD5M, 3N3N** B/C  
Glacier Blue Metallic



**LD5Q, P6P6** B/C  
Shadow Blue Metallic



**LD7R, U5U5** B/C  
Peppergrau Metallic



**LD7X, 2R2R** B/C  
Platinum Gray Metallic



**LG7W, 9N9N** B/C  
Dark Flint Gray Metallic



**LH5X, Z2Z2** B/C  
Night Blue Metallic



**LH8Z, 4Q4Q** B/C  
Toffee Brown Metallic




**LI7F, 5K5K** B/C  
Urano Gray



**LK7X, C9C9** B/C  
Island Gray Pearl



**LM7W, 9Q9Q** B/C  
Graphite Gray Metallic



**LP5F, X0X0** B/C  
Denim Blue

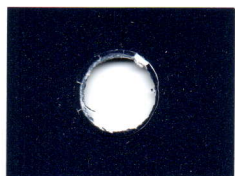


**LP5S, R0R0** B/C  
Horizon Blue Metallic



# 2013 Volkswagen/Audi

## Exterior • Extérieur • Exteriores



**LP5W, C1C1** B/C  
Tempest Blue Metallic



**LP7W, 0B0B** B/C  
Moon Rock Gray Metallic



**LQ3Z, S0S0** B/C  
Opera Red Metallic



**LR5Z, 4C4C** B/C  
Rising Blue Metallic



**LR7H, X3X3** B/C  
Indium Gray Metallic



**LR7L, 7B7B** B/C  
White Gold Metallic



**LR7M, 9B9B** B/C  
Galapagos Metallic



**LS9R, 2Y2Y** B/C  
3 Stage  
Gletscherweiss Pearl



**LX1Y, 0D0D** B/C  
Cuvee Silver Metallic



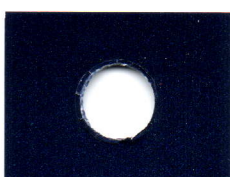
**LX2U, J0J0** B/C  
Samoa Orange Metallic



**LX5N, U0U0** B/C  
Aviatorblau Perleffekt



**LX5P, K0K0** B/C  
Estorilblau Kristall  
Metallic



**LX5Q, S9S9** B/C  
Scuba Blue Metallic




**LX5R, W1W1** B/C  
Moonlight Blue Metallic



**LX7R, 0C0C** B/C  
Monsoon Gray Metallic



**LX7S, Y0Y0** B/C  
Arctic Silver Metallic



**LX7T, T0T0** B/C  
Prism Silver Crystal  
Metallic



**LX7U, 4N4N** B/C  
Oolong Gray Metallic



**LX7V, U7U7** B/C  
Monza Silver Pearl



**LX7W, P5P5** B/C  
Cool Silver Metallic



**LXH0, PS2** B/C  
Mercury Silver Metallic



**LXK0, PW1** B/C  
Calla Lily White




**LXM0, PXR** B/C  
Nocturne Black Metallic




**LXT0, PRP** B/C  
Deep Claret Metallic



**LXU0, PAV** B/C  
Twilight Gray Pearl



**LXV0, PBF** B/C  
Glacial Blue Metallic



**LXW0, PDB** B/C  
York Blue Pearl



**LXX0, PBU** B/C  
Mariner Blue Pearl




**LY1P, Y7Y7** B/C  
Dakota Gray Metallic



**LY3D, G2G2** B/C  
Tornado Red



## Exterior • Extérieur • Exteriores



**LY3J, C8C8** B/C  
Brilliant Red



**LY3M, 1G1G** B/C  
Volcano Red Metallic




**LY4S, 3A3A** B/C  
Shirazrot Metallic



**LY5F, I8I8**  
Sphere Blue Matte  
Metallic - Low Gloss



**LY5Q, E9E9** B/C  
Sepangblau Metallic



**LY7F, M1M1** B/C  
Suzuka Gray Metallic



**LY7G, Q4Q4** B/C  
Quartz Gray Metallic



**LY8X, 4J4J** B/C  
Havana Black Metallic



**LY9B, A2A2** B/C  
Brilliant Black




**LY9C, T9T9** B/C  
Ibis White



**LY9W, 3G3G** B/C  
Emerald Black Metallic



**LZ1Y, T2T2** B/C  
Savana Beige Pearl



**LZ3F, 9C9C** B/C  
Garnet Red Pearl



**LZ3M, N9N9** B/C  
Misano Red Pearl



**LZ5A, 8A8A** B/C  
Deep Sea Blue Pearl



**LZ5D, 7X7X** B/C  
Night Blue Pearl



**LZ5E, 5W5W** B/C  
Mugello Blue Pearl



**LZ5F, 5N5N** B/C  
Sprint Blue Pearl



**LZ7H, X5X5** B/C  
Meteor Gray Pearl



**LZ7L, 1R1R** B/C  
Lava Gray Pearl



**LZ7S, 6Y6Y** B/C  
Daytona Gray Pearl



**LZ8W, 4U4U** B/C  
Teak Brown Metallic



**LZ9Y, L8L8** B/C  
Phantom Black Pearl



**LZ9Z, H8H8** B/C  
Pantherschwarz Pearl




# 2013 Volkswagen/Audi

## Interior • Intérieur • Interiores




**D5**  
Medium Slate Gray




**DV**  
Dark Slate Gray



**L5**  
Medium Frost Beige



**L9**  
Dark Frost Beige



**S3**  
Light Shale

## Accent/Accessory • Accent/Accessoire • Acento/Accessoires



**LY38** B/C  
Apollo Silver Metallic

# 2013 Volkswagen/Audi Color Compatibility Guide


Guide de compatibilité de couleur • Guía de compatibilidad de color

Model Name	Exterior Color Code	Exterior Color Name	Accent/Accessory	Interior
Nom du modèle	Code de la couleur extérieure	Nom de la couleur extérieure	Accent/Accessoire	Intérieur
Nombre del modelo	Código del color exterior	Nombre del color exterior	Acento/Acesorios	Interiores
Beetle	L041	Black	L041 / Black	
Beetle	LA7W	Reflex Silver Metallic	L041 / Black	
Beetle	LB1B	Sunflower Yellow	L041 / Black	
Beetle	LB5K	Reef Blue Metallic	L041 / Black	
Beetle	LB9A	Candy White	L041 / Black	
Beetle	LC9X	Deep Black Pearl	L041 / Black	
Beetle	LD7X	Platinum Gray Metallic	L041 / Black	
Beetle	LH8Z	Toffee Brown Metallic	L041 / Black	
Beetle	LP5F	Denim Blue	L041 / Black	
Beetle	LP7W	Moon Rock Gray Metallic	L041 / Black	
Beetle	LY3D	Tornado Red	L041 / Black	
Routan	LXH0	Mercury Silver Metallic		D5 / Medium Slate Gray DV / Dark Slate Gray L5 / Medium Frost Beige L9 / Dark Frost Beige S3 / Light Shale
Routan	LXK0	Calla Lily White		D5 / Medium Slate Gray DV / Dark Slate Gray L5 / Medium Frost Beige L9 / Dark Frost Beige S3 / Light Shale
Routan	LXMO	Nocturne Black Metallic		D5 / Medium Slate Gray DV / Dark Slate Gray L5 / Medium Frost Beige L9 / Dark Frost Beige S3 / Light Shale
Routan	LXT0	Deep Claret Metallic		D5 / Medium Slate Gray DV / Dark Slate Gray L5 / Medium Frost Beige L9 / Dark Frost Beige S3 / Light Shale
Routan	LXU0	Twilight Gray Pearl		D5 / Medium Slate Gray DV / Dark Slate Gray L5 / Medium Frost Beige L9 / Dark Frost Beige S3 / Light Shale
Routan	LXV0	Glacial Blue Metallic		D5 / Medium Slate Gray DV / Dark Slate Gray L5 / Medium Frost Beige L9 / Dark Frost Beige S3 / Light Shale
Routan	LXW0	York Blue Pearl		D5 / Medium Slate Gray DV / Dark Slate Gray L5 / Medium Frost Beige L9 / Dark Frost Beige S3 / Light Shale
Routan	LXX0	Mariner Blue Pearl		D5 / Medium Slate Gray DV / Dark Slate Gray L5 / Medium Frost Beige L9 / Dark Frost Beige S3 / Light Shale
R8	LX7W	Ice Silver Metallic	LY38 / Apollo Silver Metallic	
R8	LY3J	Brilliant Red	LY3J / Brilliant Red	
R8	LY5Q	Sepangblau Metallic	LZ5E / Mugello Blue Pearl	
R8	LY9C	Ibis White	LX7W / Ice Silver Metallic	
R8	LZ7S	Daytona Gray Pearl	LY7G / Quartz Gray Metallic	
R8	LZ9Y	Phantom Black Pearl	LZ7L / Lava Gray Pearl	



## Paint Code Location

Emplacements des codes de peinture  
Ubicación del código de pintura



### Engine Compartment

Compartiment moteur  
Compartimiento del motor

## Assembly Plant Codes (11th character of VIN)

Code de usine de montage (11ème caractère du NIV)  
Código de planta ensambladora (11avo carácter de NIV)

Plant Code	Plant
Code de l'usine Código de planta	Usine Planta
1	Gothenburg, Sweden
2	Gent, Belgium
J	Uddevalla, Sweden

*Based on information received from Car Manufacturers, the data contained herein is presumed to be correct. However, we cannot assume responsibility for error or change. These colors are intended for identification purposes only. They are only representative of the colors and cannot be considered as color standards.*

*Selon les renseignements reçus des constructeurs de véhicules automobiles, on présume que les données contenues aux présentes sont correctes. Toutefois, nous déclinons toute responsabilité quant aux erreurs ou aux modifications. Ces couleurs ne sont présentées qu'à des fins d'identification. Elles ne sont qu'une représentation des couleurs et ne peuvent être considérées comme des normes de couleur.*

*Sobre la base de la información recibida de los Fabricantes de Automóviles, se presume que la información contenida en la presente es correcta. Sin embargo, no podemos asumir responsabilidades por errores o cambios. Los colores son a modo identificatorio solamente. Solo son representativos de los colores y no pueden ser considerados como estándares de color.*

## Exterior • Extérieur • Exteriores



**019** B/C  
Black



**452** B/C  
Black Sapphire Metallic



**455** B/C  
Titanium Gray Pearl



**467** B/C  
Magic Blue Pearl



**474** B/C  
Celestial Blue Pearl



**477** B/C  
Electric Silver Metallic



**481** B/C  
Cosmic White Metallic



**484** B/C  
Seashell Metallic



**487** B/C  
Ember Black Metallic



**492** B/C  
Saville Gray Metallic



**494** B/C  
Terra Bronze Metallic




**498** B/C  
Caspian Blue Metallic



**612** B/C  
Passion Red




**614** B/C  
Ice White




**619** B/C  
Rebel Blue



**700** B/C  
Twilight Bronze Metallic



**701** B/C  
Orange Flame Metallic



**702** B/C  
Flamenco Red Metallic



**704** B/C  
Vibrant Copper Metallic



**705** B/C  
Biarritz Blue Metallic

## Accent/Accessory • Accent/Accessoire • Acento/Accessorios




**SGB** B/C  
Stone Gray





## Paint Code Location

Emplacements des codes de peinture  
Ubicación del código de pintura



### No code on vehicle

Aucun code de véhicule  
Ningún código de vehículo

## Assembly Plant Codes (11th character of VIN)

Code de usine de montage (11ème caractère du NIV)  
Código de planta ensambladora (11avo carácter de NIV)

Plant Code	Plant
Code de l'usine Código de planta	Usine Planta
C	China


*Based on information received from Car Manufacturers, the data contained herein is presumed to be correct. However, we cannot assume responsibility for error or change. These colors are intended for identification purposes only. They are only representative of the colors and cannot be considered as color standards.*

*Selon les renseignements reçus des constructeurs de véhicules automobiles, on présume que les données contenues aux présentes sont correctes. Toutefois, nous déclinons toute responsabilité quant aux erreurs ou aux modifications. Ces couleurs ne sont présentées qu'à des fins d'identification. Elles ne sont qu'une représentation des couleurs et ne peuvent être considérées comme des normes de couleur.*

*Sobre la base de la información recibida de los Fabricantes de Automóviles, se presume que la información contenida en la presente es correcta. Sin embargo, no podemos asumir responsabilidades por errores o cambios. Los colores son a modo identificatorio solamente. Solo son representativos de los colores y no pueden ser considerados como estándares de color.*



## Exterior • Extérieur • Exteriores



**WH05** B/C  
Red



**WH15** B/C  
Blue Pearl



**WH25** B/C  
White



**WH35** B/C  
Black Pearl



**WH45** B/C  
Silver Metallic



**WH65** B/C  
Forest Green

## Accent/Accessory • Accent/Accessoire • Acento/Accessoris



**WH13G** B/C  
Black Pearl





Sherwin-Williams  
Automotive Finishes  
4440 Warrensville Center Road  
Warrensville Heights, OH 44128  
1-800-798-5872



**SHERWIN-WILLIAMS.**  
*Automotive Finishes*