

# ACCELERA® ONE

ADVANCED COATING TECHNOLOGY





# ACCELERA<sup>®</sup> ONE - ADVANCED COATING TECHNOLOGY

ONE LEADING-EDGE GROUT AND TOPCOAT INNOVATION - MULTIPLE DECORATIVE FLOORING SOLUTIONS

Decorative flake and quartz flooring offers beautiful, long-lasting protection for various commercial and institutional applications. However, the traditional clear grout coats and topcoats used in these flooring systems, whether due to long cure times or short working times, can require installers to accept product limitations and face significant jobsite challenges. Further, many standard clear coats can begin to break down when exposed to harsh sanitizing chemicals.

At the forefront of advanced polymer science, cutting-edge Accelera One removes the need for compromise. A groundbreaking coating innovation designed for use as a clear grout and topcoat in Sherwin-Williams decorative flake and colored quartz flooring systems, ultra-high solids Accelera One cures quickly, enabling two coats to be applied on the same day - while providing extended working time for convenient installation. Outstanding resistance to chemicals, including many harsh sterilants, makes it ideal for use in sensitive environments, such as pharmaceutical, biotech, life science and healthcare facilities.





## PRODUCT BENEFITS



### Fast Cure + Long Working Time

In typical ambient temperatures, Accelera® One allows for extended application time yet cures within two hours at 8-16 mils, enabling normal operations to resume the same or next day.



### Ease of Application

Simple squeegee and backroll application with sufficient open time removes the stress typically associated with fast-curing products.



### Low VOC and Ultra-High Solids

The new technology coating exudes <math><50\text{g/l}</math> VOCs, is EPA-compliant across all US States, CEPA-compliant throughout Canada and contains no Red List Chemicals.



### Outstanding Chemical Resistance


Furnishes excellent resistance to many harsh chemicals and sterilants and is UV-stable indoors.

## PRODUCT HIGHLIGHTS

- Unique urethane technology - unrivaled in the industry
- One product for use as both the grout coat and topcoat in decorative quartz and flake flooring systems
- Longer working time than other high-solids, fast-curing products, offering easy application
- Adjustable cure time based on ambient conditions
- Quick two-hour foot traffic at 8-16 mils per coat
- Convenient 2-48 hour recoat window
- Available in clear gloss finish


# SELECT FLOORING SYSTEMS\* FEATURING ACCELERA® ONE CLEAR GROUT AND TOPCOAT

Quick turnaround decorative high performance flooring systems utilizing a grout coat and topcoat of Accelera One – found on [flooring.sherwin.com](http://flooring.sherwin.com)




## RESUFLOOR™ DECO FLAKE ONE

A 1/16-inch-thick system that combines a base of industrial-grade epoxy with a decorative mosaic flake broadcast, followed by a clear grout coat and topcoat of Sherwin-Williams Accelera One. Ideal for research and production facilities, office and employee welfare spaces, clean rooms and any moderate-use areas.




## RESUFLOOR™ DECO QUARTZ ONE

A 1/8-inch-thick system that combines a base of industrial-grade epoxy with a double broadcast of decorative colored quartz aggregate, followed by a clear grout coat and topcoat of Sherwin-Williams Accelera One. Ideal for research and production facilities, office and employee welfare spaces, clean rooms and any moderate to high-use areas.



## FASTOP® DECO FLAKE ONE

A 3/16-inch to 1/4-inch-thick heavy-duty system that combines a quick-curing, moisture-insensitive cementitious urethane base material with a decorative mosaic flake broadcast, followed by a clear grout coat and topcoat of Sherwin-Williams Accelera One. Ideal for locations with concrete moisture issues, research and production facilities, clean rooms/dry rooms and any high-use areas.



## FASTOP® DECO QUARTZ ONE


A 3/16-inch to 1/4-inch-thick heavy-duty system that combines a quick-curing, moisture-insensitive cementitious urethane base material with a double broadcast of decorative quartz aggregate, followed by a clear grout coat and topcoat of Sherwin-Williams Accelera One. Ideal for locations with concrete moisture issues, research and production facilities, clean rooms/dry rooms and any high-use areas.

\* Accelera One may be used as the clear grout and topcoat on any Sherwin-Williams High Performance Flooring decorative flake or quartz flooring system. Ask your local representative for details.




---

Quick turnaround decorative industrial-grade flooring systems utilizing a grout coat and topcoat of Accelerera One – found on [dur-a-flex.com](http://dur-a-flex.com).




### **DUR-A-CHIP ONE**

A 1/16-inch to 1/18-inch-thick system that combines ultra-high solids epoxy body coats with a double broadcast of decorative macro or micro vinyl chip, finished with a clear grout coat and topcoat of Sherwin-Williams Accelerera One. Ideal for research and production facilities, office and employee welfare spaces, clean rooms and other moderate to high-use areas.



### **DUR-A-QUARTZ ONE**

A 1/18-inch-thick system that combines ultra-high solids epoxy body coats with a double broadcast of decorative Q28 or Q11 quartz aggregate, finished with a clear grout coat and topcoat of Sherwin-Williams Accelerera One. Ideal for research and production facilities, office and employee welfare spaces, clean rooms and other moderate to high-use areas.



### **HYBRI-FLEX AC ONE**

A 3/16-inch-thick system featuring a highly moisture tolerant self-priming and self-leveling body coat topped with a double broadcast of decorative Macro or Micro vinyl chip, finished with a clear grout coat and topcoat of Sherwin-Williams Accelerera One. Ideal for locations with concrete moisture issues, clean rooms/dry rooms, research, production and other high-use areas.



### **HYBRI-FLEX AQ ONE**

A 3/16-inch to 1/4-inch-thick system featuring a highly moisture-tolerant self-priming and self-leveling body coat topped with a double broadcast of decorative Q28 or Q11 quartz aggregate, finished with a clear grout coat and topcoat of Sherwin-Williams Accelerera One. Ideal for locations with concrete moisture issues, clean rooms/dry rooms, research, production and other high-use areas.

Unlimited standard and custom flake and quartz blends available. See separate color charts for standard blends or use our Flooring Visualizer to create custom blends at [floorvisualizer.sherwin-williams.com](http://floorvisualizer.sherwin-williams.com).



## INDUSTRY-LEADING RESISTANCE TO STERILANTS

Sterilants	DFT (mils)	24 Hours*	168 Hours*
<b>Spor-Klenz</b>	16	No change	No change
<b>Dyclean</b>	16	No change	No change
<b>Assurance</b>	16	No change	No change
<b>Windex</b>	16	No change	No change
<b>Simple Green</b>	16	No change	No change
<b>Super Shine All</b>	16	No change	No change
<b>Liquinox</b>	16	No change	No change
<b>3M Stainless Steel</b>	16	No change	No change
<b>CIP 100</b>	16	No change	No change
<b>Decon-Quat 100</b>	16	No change	No change
<b>Bleach</b>	16	No change	No change
<b>Vesta-Syde SQ</b>	16	No change	No change

\* Tested in accordance with ASTM D1308 at 100% concentration or RTU if unspecified.





## DECORATIVE FLOORING CLEAR GROUT AND TOPCOAT TYPES FEATURES COMPARISON

	Accelera® One Clear Grout Coat and Topcoat	High Solids Polyaspartics	Typical Epoxies	Typical Thin Film Urethanes Topcoats
<b>Foot Traffic - Minimum Recoat</b>	✓ 2 hours	2 hours	4-12 hours	4-10 hours
<b>Working Time</b>	✓ 20 minutes	5-10 minutes	20-30 minutes	30-60 minutes
<b>Ease of Installation</b>	✓ Very Easy - sufficient working time	Difficult - very short working time	Moderate	Moderate
<b>Chemical and Sterilant Resistance</b>	✓ Excellent	Good	Good	Very Good
<b>Film Thickness Range</b>	✓ 8-30 mils	6-16 mils	4-30 mils*	2-6 mils
<b>UV Resistance</b>	✓ Excellent	Good/Very Good	Poor/Good	Very Good

\* Epoxy thickness adjustable with use of aggregate.

Contact us to learn about the advanced technology and benefits of Accelera One at [swflooring@sherwin.com](mailto:swflooring@sherwin.com) or visit [sherwin-williams.com/resin-flooring](http://sherwin-williams.com/resin-flooring).

# ACCELERA<sup>®</sup> ONE

CUTTING-EDGE GROUT AND TOPCOAT TECHNOLOGY FOR  
DECORATIVE FLAKE AND QUARTZ FLOORING SYSTEMS

## THE SHERWIN-WILLIAMS DIFFERENCE

Sherwin-Williams High Performance Flooring delivers unique, sustainable flooring solutions to help your facilities maintain the highest level of performance from the ground up. Our extensive portfolio of flooring, structural steel and passive fire protection coatings for high-value infrastructure helps customers protect lives, enhance safety, safeguard assets and create a lasting aesthetic legacy. From sports arenas to convention centers, airports and healthcare facilities, Sherwin-Williams brings exceptional industry, product and technical expertise to ensure successful project outcomes.



Unparalleled  
distribution network



Global  
industry expertise



Most extensive sales  
organization coverage



Unmatched technical  
and specification service

United States & Canada

[sherwin-williams.com/resin-flooring](https://sherwin-williams.com/resin-flooring)  
[swflooring@sherwin.com](mailto:swflooring@sherwin.com)

**SHERWIN-WILLIAMS<sup>®</sup>**

© 2024 The Sherwin-Williams Company  
HPF-1530952-03-BR 6/24