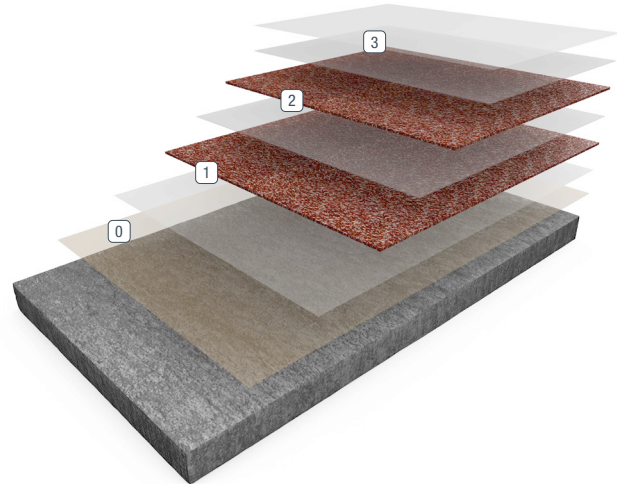


ACCELERA® DECO QUARTZ DB

Sherwin-Williams **Accelera Deco Quartz DB** is a decorative and durable flooring system incorporating a double broadcast of multi-colored quartz aggregate and high gloss polyaspartic resin, resulting in a nominal 1/8-in thick surface. The coating's innovative base chemistry provides for fast-cure installation and tough chemical-resistant protection.



- 0 Optional Primer
- 1 1st Basecoat and Broadcast
- 2 2nd Basecoat and Broadcast
- 3 Grout/Seal Coat

BENEFITS


- Quick turnaround; minimum downtime
- Aesthetically pleasing appearance
- Limitless color options
- Seamless and sanitary
- Chemical- and stain-resistant
- High-gloss finish
- LEED® v4 compliant

USES


- Nursing homes and healthcare facilities
- Clean rooms and pharmaceutical facilities
- Garage and shop floors
- Locker rooms and restrooms
- Schools and cafeterias




FEATURED COLORS




Blue Slate



Night Sky



New Granite




Brisket




Brindle




Americano




Lagoon



Autumn Spice




Seascape



Redwood



Mud Pie



Grassland

Unlimited standard and custom blends available. Please see Deco Quartz Color Cards for the extensive collection of standard blends or use our Flooring Visualizer Tool to create your own custom blend at floorvisualizer.sherwin-williams.com. This reproduction approximates the actual color. Factors such as the type of product, degree of gloss, texture, size and shape of area, lighting, heat or method of application may cause color variance. Contact your Sherwin-Williams representative for details.

ABOUT CHEMICAL RESISTANCE

Sherwin-Williams High Performance Flooring offers a broad range of systems to accommodate nearly every industrial, commercial and institutional setting. Each flooring system includes a standard chemical resistant topcoat or surface proven to perform under typical conditions.

Important considerations:

- The combination of cleaning solutions, sanitizing chemicals, processing substances and products found in any operational setting is unique.
- Knowing exactly which materials are present – as well as their concentrations and typical exposure times before cleanup – is critical for proper flooring system selection.
- During the specification process, a flooring system’s standard chemical resistant topcoat may get replaced with one better suited to unique facility conditions.

The ability of a flooring system to perform as designed relies heavily on proper selection. Matching each use case with the right chemical resistant flooring is key to a having a facility looking great and functioning at peak level over the long term.

See our Chemical Resistance Guide and other technical resources on our website. Connect with a Sherwin-Williams High Performance Flooring expert for help with specifying an optimal flooring system for your facility.

TYPICAL PHYSICAL PROPERTIES

Property	Result
Color	Custom color blends available
Abrasion Resistance ASTM D4060, CS-17 Wheel, 1,000 cycles	80 mg loss
Adhesion ASTM D4541	425 psi concrete failure
Flammability	Self-extinguishing over concrete
Impact Resistance MIL-D-3134J	Direct, 100 inch-pounds
Resistance to Elevated Temperatures ASTM D2794	No slip or flow at required temperature of 158°F
Compressive Strength ASTM D695	13,500 psi

ASTM D - Resin only

THE SHERWIN-WILLIAMS DIFFERENCE

Sherwin-Williams High Performance Flooring delivers world-class industry subject matter expertise, unparalleled technical and specification service, and unmatched regional commercial team support to our customers around the globe.

United States & Canada

sherwin-williams.com/resin-flooring
swflooring@sherwin.com