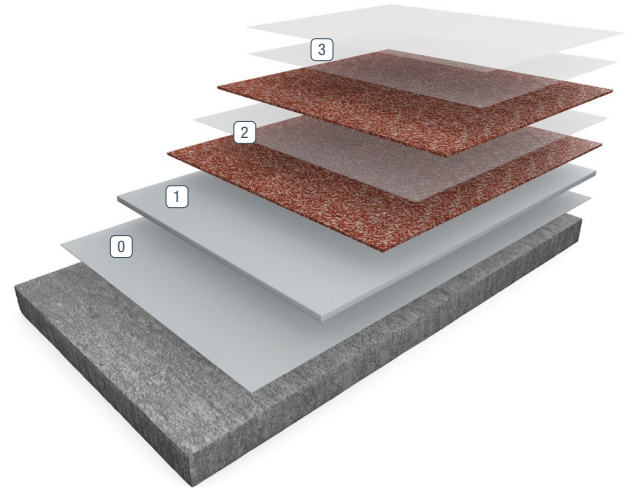


ACCELERA® HQ

Accelera HQ is part of the Accelera family of fast-track, seamless flooring systems. Accelera HQ is a 100% solids hybrid flooring system consisting of a moisture-tolerant self-leveling cementitious urethane base coat with a decorative quartz broadcast, an Accelera second broadcast and a clear Accelera topcoat. It features UV stability and excellent chemical resistance. Accelera HQ is the ideal choice for 24/7 operations that require a fast, low-odor installation.




- 0 Primer
- 1 Base Coat/Broadcast
- 2 Second Broadcast
- 3 Grout/Seal Coat

BENEFITS


- Self-leveling — A uniform, more even floor system
- Moisture mitigating — Installs in more environments, including those with high moisture levels up to 99% RH
- Decorative — Multiple blends of pigmented quartz aggregate for a unique look
- Non-slip — Textured finishes aid in a safer floor, even when wet

USES


- Hospitals
- Cleanrooms
- Laboratories
- Pharmaceutical
- Lobbies
- Veterinary
- Restrooms
- Retail
- Schools
- Supermarkets
- Kennels




FEATURED COLORS



Blue Slate




Night Sky



New Granite




Brisket




Brindle




Americano




Lagoon



Autumn Spice



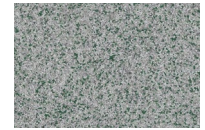
Seascape



Cardinal



Mud Pie



Prairie

Unlimited standard and custom blends available. Please see Deco Quartz Color Cards for the extensive collection of standard blends or use our Flooring Visualizer Tool to create your own custom blend at floorvisualizer.sherwin-williams.com. This reproduction approximates the actual color. Factors such as the type of product, degree of gloss, texture, size and shape of the area, lighting, heat or method of application may cause color variance. Contact your Sherwin-Williams representative for details.

ABOUT CHEMICAL RESISTANCE

Sherwin-Williams High Performance Flooring offers a broad range of systems to accommodate nearly every industrial, commercial and institutional setting. Each flooring system includes a standard chemical-resistant topcoat or surface proven to perform under typical conditions.

Important considerations:

- The combination of cleaning solutions, sanitizing chemicals, processing substances and products found in any operational setting is unique.
- Knowing exactly which materials are present — as well as their concentrations and typical exposure times before cleanup — is critical for proper flooring system selection.
- During the specification process, a flooring system’s standard chemical-resistant topcoat may get replaced with one better suited to unique facility conditions.

The ability of a flooring system to perform as designed relies heavily on proper selection. Matching each use case with the right chemical-resistant flooring is key to having a facility looking great and functioning at peak level over the long term.

See our Chemical Resistance Guide and other technical resources on our website. Connect with a Sherwin-Williams High Performance Flooring expert for help with specifying an optimal flooring system for your facility.

TYPICAL PHYSICAL PROPERTIES

| | |
|--|---------------------------------------|
| Weight Solids, % (Resin/Hardener/Aggregate) | 96% |
| VOC | 33 g/L |
| Compressive Strength, ASTM C-579 | 12,500 psi |
| Tensile Strength, ASTM D-638 | 4,000 psi |
| Service Temperature | Up to 200° F |
| Taber Abrasion Resistance (ASTM D-4060) ASTM D-4060, 1000g load, 1000 cycles, CS-17 wheel | 25 mg |
| Static Coefficient of Friction*, ANSI B101.1 | > 0.6 |
| Dynamic Coefficient of Friction - Wet*, ANSI A326.3 | > 0.42 |
| Film Hardness (ASTM D-4366), seconds, ultimate | 90 |
| Gloss 60°, ASTM D-523 | 91 |
| Pot Life at 70°F, 50% RH Working Time at 70°F, 50% RH Re-coat Window at 70°F, 50% RH | 10-15 min 15 min 16 hours |
| Foot Traffic (per coat): 80°F, 50% RH (20% RH w/LH resin) 70°F, 50% RH (20% RH w/LH resin) 60°F, 50% RH (20% RH w/LH resin) | 2.5-3 hours 3-4 hours 4-5 hours |
| Full Service | 24 hours |
| Full Chemical Resistance | 7 days |
| Flame Spread Index, ASTM E-84 | Class B |

*Sherwin-Williams High Performance Flooring systems can be built to meet or exceed the requirements of Static or Dynamic Coefficient of Friction testing per installation. Contact your Sherwin-Williams territory sales manager or tech representative for more information on alternative textures, grit/grip additives, or smooth coatings for your specific environment. A sample should always be obtained and tested prior to purchase for any non-slip flooring system.

THE SHERWIN-WILLIAMS DIFFERENCE

Sherwin-Williams High Performance Flooring delivers world-class industry subject matter expertise, unparalleled technical and specification service, and unmatched regional commercial team support to our customers around the globe.

United States & Canada

sherwin-williams.com/resin-flooring
swflooring@sherwin.com